

Number Explorer Missions



Draw your favourite Numberblock from 0 to 9. How many blocks do they have? Can you colour them in lots of silly colours? Can you see that they have the same amount of blocks, even if they are super colourful?



Have fun practising writing numbers 0 to 9 using your finger in the air. Repeat the rhymes in this booklet!



Ask your grown-up to write numbers 0 to 9 on pieces of paper. Place them face down and pick up one at a time. Can you say the number you see?




Play Together

Play 'now you see us' with your grown-up. Place 2 toy blocks on a table. Can you say how many there are without counting them? Now cover the toy blocks and add some more. Uncover and say how many you see without counting! Keep going up to 9, or down to 0.



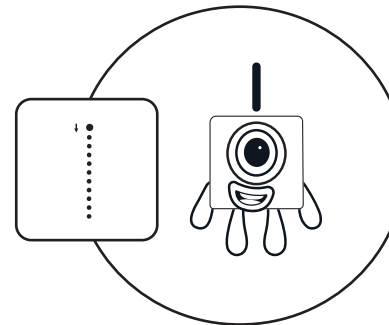
For your next mission, find the episode 'Ten's Top Ten'.

Now You See Us

This mission belongs to _____



The friends are in a wizard's den. Whatever number is shown in each circle is how many colours the friends should be!



Level 2




Writing numbers to 9



Now You See Us

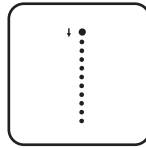
My number!

Zero has made all the colours disappear. Write everyone's number, then stick on the matching friend!



Round in a loop, like an empty hoop makes...

Glue a matching friend here.



I line down, like a stick, makes a...

Glue a matching friend here.




I curve down is what you do, then straight across to make a...

Glue a matching friend here.



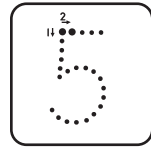
Make a curve, just like me. Then one more and you've got...

Glue a matching friend here.




Down and right, off once more. Cross the line and that's a...

Glue a matching friend here.




Down and around, then a line up high!

Glue a matching friend here.




Start with a curve, round in a swish, that's the way to make a...

Glue a matching friend here.



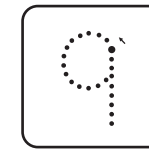
A line in the sky and down to the ground...

Glue a matching friend here.



An s to start, looking great. Loop back up and there's your...

Glue a matching friend here.



A loop and then a downward line. That's the way to make a...

Glue a matching friend here.

Snip-outs

Cut out the Numberblocks and use them inside your booklet.

