

Number Explorer Missions



Play Ten Vaulting with toy bricks! Make the tens first, then use the bricks that are left to add to the tens to make a ten and a bit number. Try using different numbers of bricks!



When you're in the park gather some leaves, pinecones, conkers or stones. Have fun making pairs of ten friends!



Can you think of other ways to make ten friends? How about using pieces of cereal or fruit, such as blueberries?




Play Together

Colour in and snip out the Numberblocks on your extra sheet. Place them face down. Take turns with your grown-up or a friend to turn two over. If you have a pair that make ten, you can keep them. Keep playing until you've found all the ten friends!

For your next mission, find the episode 'Twoland'

Ten Vaulting


This mission belongs to _____




Welcome to the Numberblocks Ten Vaulting contest!

First, we need to find our ten friends!


8



Colour Eight and One.



The friend that takes you up to ten!



Level 3



Numberbonds



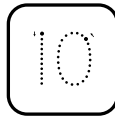
Ten Vaulting

Warm-up

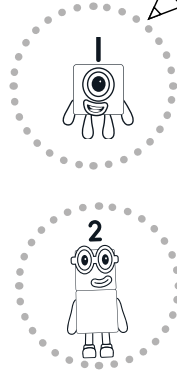
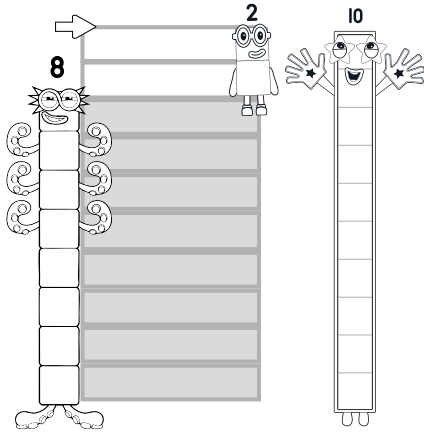
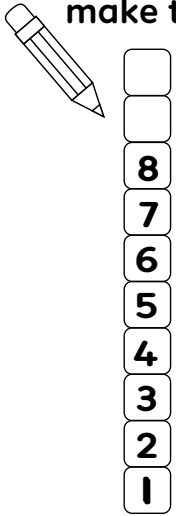
Help Eight find his ten friend!

Colour the blocks to make ten.

$8 + 2 =$

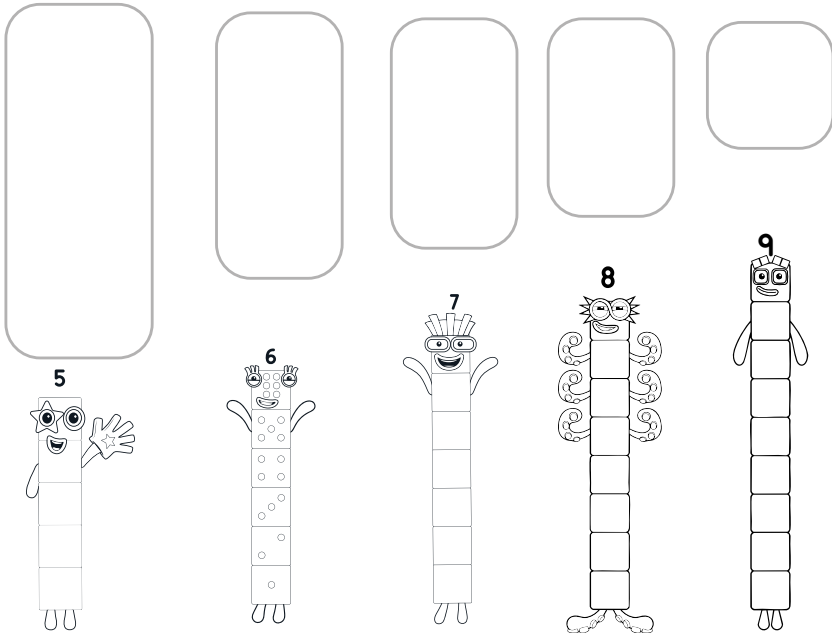


Circle Eight's ten friend?



Training session

Stick on the ten friend for each Numberblock.



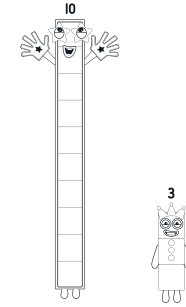
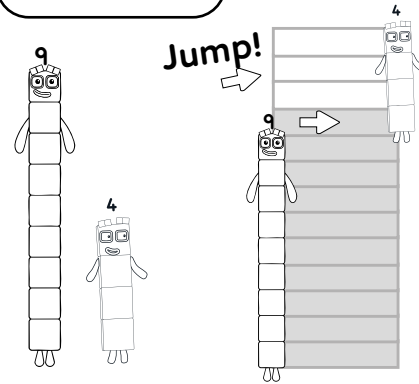
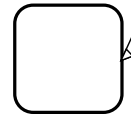
Count the blocks to help you!

Vault!

Make ten first, then stick on the correct Numberblock they make.

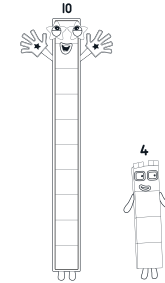
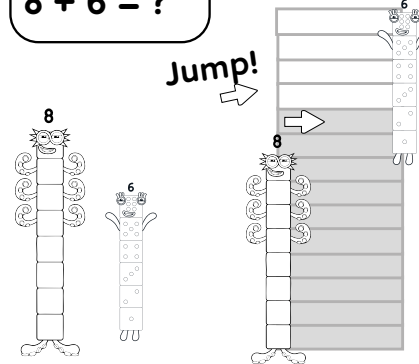

$9 + 4 = ?$

$10 + 3 =$



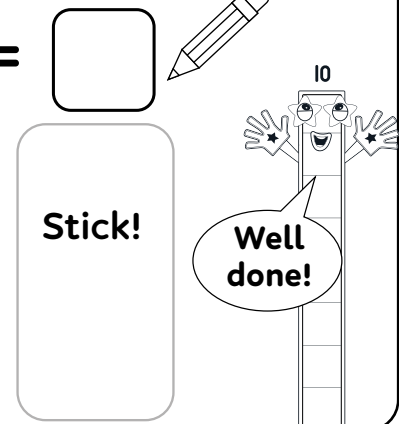


$8 + 6 = ?$

$10 + 4 =$




$8 + 9 = ?$

$10 + 7 =$



Colour in and cut out these Numberblocks to make ten friends in your workbook.



Snip-outs

Make your own ten friends!

Find the instructions on page 4.

