

Number Explorer Missions



Try creating a steps and squares picture! Dip square pieces of card or toy blocks in paint and stamp steps and squares! Start with Three, Six and Ten, then One, Four and Nine!



When you're out and about count any steps you see! Do any match the Step Squad numbers?



Use toy blocks to make the biggest square you can! Count how many blocks you used to make it.



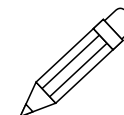
Play Together

Make a Numberblock Thirty-six picture! Gather together the snipped out squares from your extra sheet. Next, choose if you'll make Thirty-six in steps or in a square and stick the squares onto a sheet of paper (use the picture on your extra sheet to help you). Draw on his face and colour in your picture!

For your next mission, find the episode 'Puzzle Squares'


Steps versus Squares

This mission belongs to



It's time for the Steps versus Squares treasure hunt!

36



Help the friends find the treasure pieces!



Level 4



Square numbers and step squads



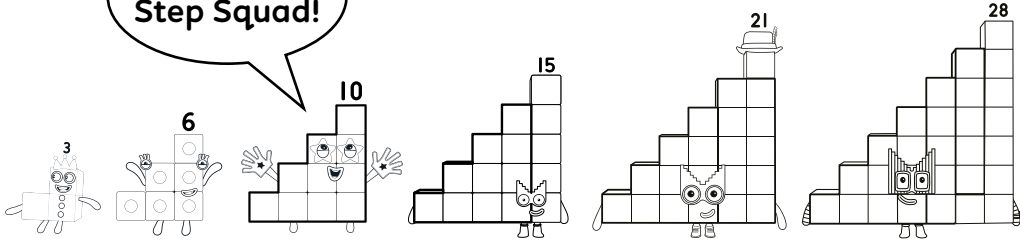
Steps Versus Squares

Steps

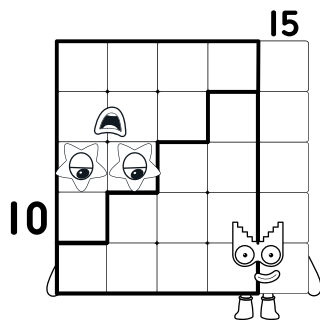

Meet the teams and circle the treasure pieces when you spot them on these pages.

2

We're the Step Squad!

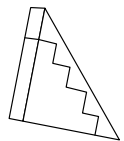


Look! Two step Numberblocks can make a square. Stick to see.



Stick


Stick






Squares

3

We're Square numbers!



Wow! Squares can make up and down steps. Stick to see.



Stick


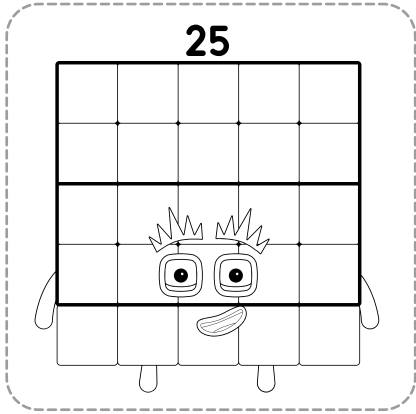

Stick

Stick

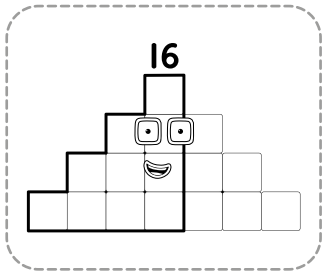

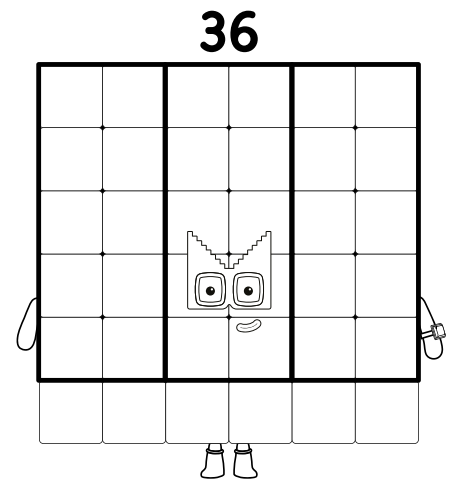
You did it! That means Steps and Squares both win!

Steps and squares snip-outs

Snip out these Numberblocks and use them on pages 2-3 of your booklet.



Look! Thirty-six can be steps and a square. Find out how to make Thirty-six picture on page 4.



Snip out these squares and find out how to make Thirty-six picture on page 4.

