


# Alphablocks Explorer



Look in a book. How many of the vowels **(a, e, i, o, u)** can you find?



Get your cut-out Alphablocks from the extra sheet. For each Alphablock, can you think of a word that has their sound?



Try changing the vowel in the middle of a word and seeing what new words you can make. Why not try the word **b-a-g** first? What happens if you swap **a** for **e, i, o** or **u**?



Can you draw a brilliant vowel picture? Add objects that start with **a** (apple), **e** (egg), **i** (igloo), **o** (octopus) and **u** (umbrella)!



Try to say this:  
**"Bob bit a big bag of buns in bed"**







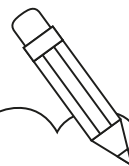
## Well done!

For your next mission, find the episode 'Fred'



# Top!

Colour the vowels **a, e, i, o** and **u**.  
Can you say their names?



Can you make each vowel's sound?





Level 1



Vowels






Top




# Vowels to the rescue!


Cut out the Alphablocks from the extra sheet. Can you use them to make word magic for the pictures on the page?



# Vowel hunt!



Can you spot all the vowels on the page? Point to them!







Bonus! What other words can you make?




## Play Together

Cut out the Alphablocks and use them to help your little learner with the main activity. For extra fun, you could use the cut outs from worksheet 8 and try making your own three letter words.



Add this tip top card to your word collection.



## Get a Badge!

**Amazing! Incredible! Excellent!**

Here's a badge for your hard work!  
Cut it out and colour it!

