


# Alphablocks Explorer



Look for the words that have Magic E in them in your booklet and show them to your grown-up.



Use your finger to follow the arc of magic from I to Magic E and make a long I sound!



Play a game with your grown-up with the letters from your extra sheet. Take it in turns to hide the letters around the room, and see who is the fastest at finding them all.



## Well done!

For your next mission, find the episode 'Jaybird'




# Hide

The Alphablocks are playing hide-and-seek!



Colour in E.

1, 2, 3, 4,  
5, 6, 7, 8, 9, 10!



Coming, ready or not! Help E find his friends. →



Level 5



Long E: ee  
Long I: i\_e



Hide



# Let's play

Read the words and stick on the pictures from your extra sheet.

2

Where is everyone?


It's time for H, I, D, and E to




Quick! Find your cut-out rock and hide the friends behind it.

Tip!

Magic E joins with the vowel to make a long sound, so hide has a long 'i' sound!




S can help E to




Stick on some binoculars!

Oops! W made the friends too wide to hide!

3




It's time for a




Stick on a horse!

Perhaps P can help to



Here they are!  
Stick them on.

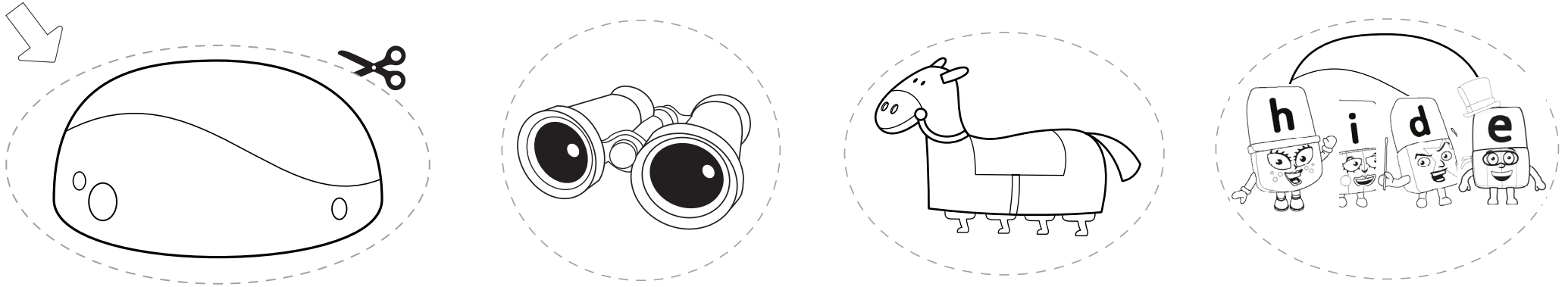
Yes! Peekaboo, found you!




# Snip-outs

Colour and cut out these bits, then use them inside your booklet!

Hide the Alphablocks with this rock!



Play a game with these letters. Find the instructions on page 4.



**Good job!**  
**You've earned**  
**your badge.**

