

# Alphablocks Explorer



Ask your grown-up to say these words. Can you hear the difference that Magic E makes?



plan -> plane

Try saying these words. Can you hear the difference that Magic E makes?



bit -> bite

Now try these words Can you hear the difference that Magic E makes?



cut -> cute


## Well done!

For your next mission, find the episode 'Taps'




# Magic

Play Magic E's game! He can make vowels make different sounds.



Colour him in.

I'm Magic E!



Make some magic! →



Level 5



Magic E





Magic

# Magic E



Colour Magic E's magic arc that connects to each Alphablock and practise the sounds.

Colour **A**'s arc green!





Make a long **a** sound - ay!

Colour **E**'s arc red!





Make a long **e** sound - ee!

Colour **I**'s arc pink!




Make a long **i** sound - igh!

Colour **O**'s arc orange!




Make a long **o** sound - oh

Colour **U**'s arc blue!





Make a long **u** sound - oo


You're ready to play Magic E's game! Stick him next to the last letter of each word, so he's holding their hand.





Stick Magic E here.





Stick Magic E here.



Now try making these words! Stick on the missing letter and Magic E!



Stick Magic E here.







Stick Magic E here.



So cute!

# Snip-outs

Colour and cut out these bits, then use them inside your booklet!



**Excellent!**  
You've earned  
your badge.



Colour and decorate a cap and a cape!

