

Fund Strategy

The IFP Global Age Fund invests in companies that will benefit from an aging world population. The fund has a sustainable investment objective in accordance with Article 9 of the Sustainable Finance Disclosure Regulation and seeks to contribute to a reduction in carbon emissions with a view to achieving the long-term global warming limitation targets set by the Paris Agreement. The fund is mainly invested in global equities both from cyclical and non-cyclical sectors, with a focus on healthcare, financial services and consumer sectors. The sustainable investment process is based on fundamental analysis, combining financial and non-financial criteria. Proprietary ESG analysis as well as SDG impact are completely integrated in the management process. The master class is denominated in EUR and not hedged. Objective is a medium to long term outperformance of the global equity markets (MSCI World in EUR). Its target risk is set to 'high' with a middle to long term investment horizon

Fund Statistics

Performance*	206.39%
Average Annual Return*	15.42%
Annualised Volatility*	13.81%

Number of Holdings	40
--------------------	----

*Since Launch Date

Top-10 Holdings

	Weight
AstraZeneca Plc	4.5%
ABB Ltd Reg	3.5%
L'Oréal SA	3.2%
Thermo Fisher Scientific Inc	3.1%
Halma Plc	3.1%
Marks & Spencer Group Plc	3.1%
Pfizer Inc	3.0%
Siemens AG Reg	2.9%
Alphabet Inc A	2.8%
FincoBank SPA	2.8%

Risk and reward profile



The risk and reward category shown is based on historical data and cannot be used as a reliable indicator of the future risk profile of the fund. The classification of the fund may change over time and is not a guarantee.

Fund Overview

Net Asset Value per Share	306.39
Investment Company	IFP Investment Management S.A., Luxembourg
Fund Manager	IFP Investment Management S.A., Luxembourg
Distributors	IFP Investment Management S.A., Luxembourg I.F.P. Intermoney Financial Product SA, Switzerland
Custodian	Banque et Caisse d'Epargne de l'Etat, Luxembourg
Fund Administration	European Fund Administration, Luxembourg
Auditor	Mazars SA, Luxembourg
ESG Verifier	Conser – ESG Verifier SA Geneva, Switzerland
Fund Domicile	Luxembourg
Fund Structure	UCITS V
Bloomberg Ticker	IFPGAEA LX
ISIN	LU0854762894
Share Class Launch Date	16 Nov 2012
Initial Share Price	100
Reference Currency	EUR
Management Fee	1.80%
Performance Fee	N/A
Subscriptions	Daily
Subscription Fee	3.00% Max
Redemptions	Daily
Redemption Fee	0.5%
SFDR Classification	Article 9
Proprietary SDG Score (Max 17) ¹	10.7
Proprietary ESG Score (Max 13) ¹	9.5
Proprietary Paris-Aligned Investments ¹	80%
Implied Temperature (°C) ¹	1.5
Fossil Fuel Exposure ¹	3%
EU Taxonomy Eligibility ¹	7%

¹as of Q4 2025

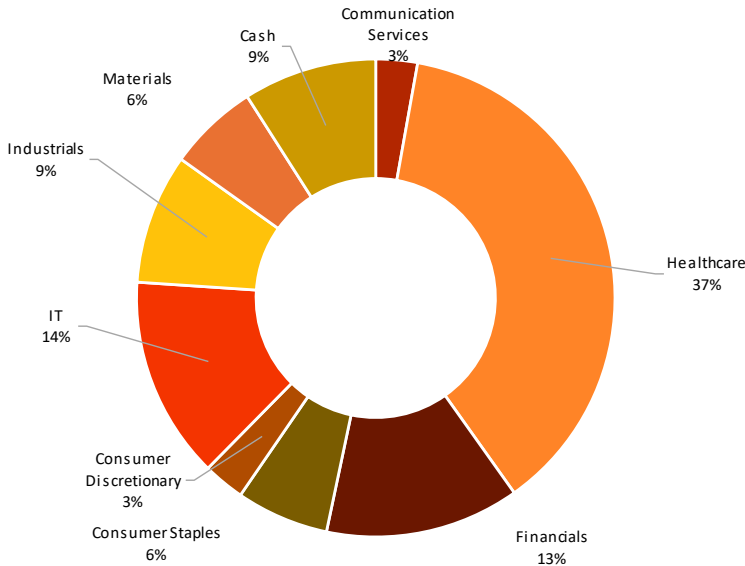
Net Performance (in EUR) Since Launch Date



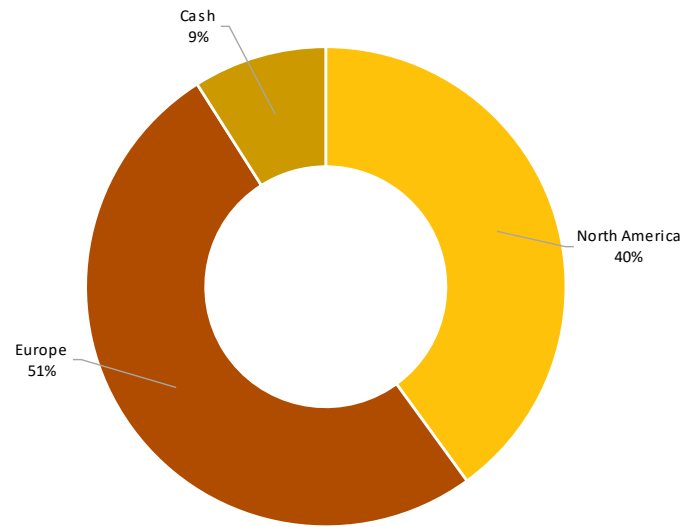
Managers' Comments

Equity markets suffered a abrupt reversal in March, as the sudden onset of conflict in the Middle East unnerved investors and sent energy prices soaring higher. Bond yields also rose on concerns over the inflationary impact of higher energy prices, putting further pressure on equities as the conflict persisted through the month with no clear signs of an end in sight or consistent explanation of the goals of the US and Israeli offensive. The US was perceived to be more insulated from the direct consequences of these events as it is not reliant upon imports of oil and gas, but Europe and Asia were more vulnerable. Energy stocks naturally benefitted from higher energy prices, but all other sectors sold off to varying degrees. The Global Age fund price fell in March as traditionally defensive sectors such as healthcare also suffered. The fund exited its position in Beiersdorf following disappointing results but took advantage of market weakness to initiate positions in Ecolab and Sandoz.

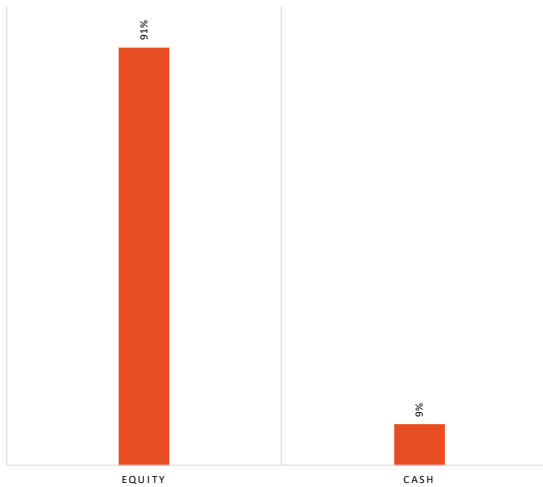
GICS Sector Breakdown



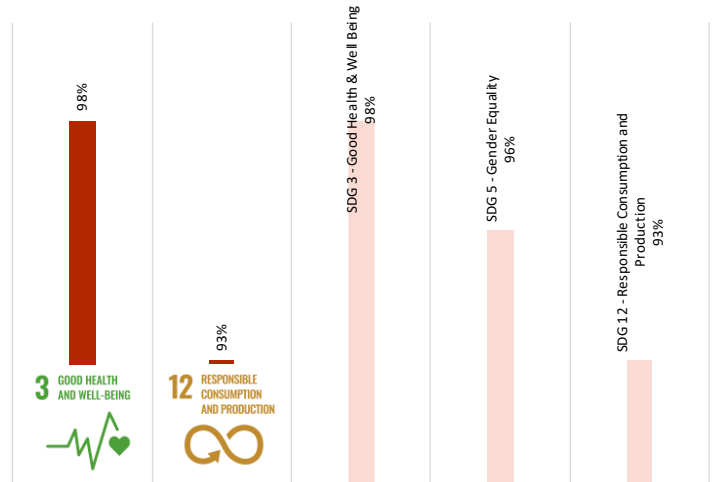
Proprietary Geography Breakdown



Allocation by Asset Class



Top-5 SDG (Focus SDG3 and SDG12) Impact Breakdown



Calendar Net Performance (in EUR)

	Jan	Feb	Mar	Apr	May	Jun	Jul	Aug	Sep	Oct	Nov	Dec	Year
The IFP Global Age EUR-Class has been launched on 16/11/2012. Data before 31/12/2014 is available upon request.													
2015	6.00%	5.49%	4.66%	-3.66%	3.61%	-3.43%	5.40%	-6.94%	-3.56%	6.73%	4.67%	-1.80%	17.06%
2016	-5.51%	-1.61%	0.19%	-0.72%	5.59%	-1.04%	2.18%	-1.80%	-1.16%	-3.34%	2.30%	2.95%	-2.51%
2017	1.00%	4.21%	1.04%	2.33%	0.19%	-0.69%	-0.17%	0.44%	1.25%	3.54%	-0.45%	-0.98%	12.19%
2018	1.57%	-3.35%	-2.25%	2.95%	4.29%	-0.57%	2.99%	2.90%	0.62%	-5.61%	1.44%	-6.45%	-2.14%
2019	5.55%	4.40%	3.62%	0.72%	-0.79%	3.62%	1.72%	0.89%	-0.08%	0.28%	4.49%	0.90%	28.17%
2020	1.55%	-5.82%	-8.05%	7.83%	2.23%	-0.81%	1.78%	1.49%	0.72%	-2.71%	6.74%	2.16%	6.12%
2021	-0.45%	0.23%	7.23%	4.90%	-0.13%	3.15%	5.46%	1.38%	-4.14%	6.88%	-1.43%	4.76%	30.79%
2022	-9.56%	-2.76%	2.30%	-2.76%	-2.71%	-4.88%	8.74%	-5.51%	-4.43%	6.36%	2.88%	-5.37%	-17.68%
2023	3.62%	0.10%	-0.95%	1.49%	-3.63%	3.55%	0.01%	-3.32%	-2.95%	-2.55%	4.37%	3.94%	3.21%
2024	2.47%	3.88%	2.57%	-3.33%	3.29%	2.62%	-0.10%	0.41%	1.16%	-1.14%	4.09%	-2.51%	13.89%
2025	3.59%	-1.20%	-7.09%	-2.76%	3.52%	-0.04%	3.09%	0.05%	0.75%	3.17%	-0.30%	-1.04%	1.20%
2026	1.69%	1.73%	-6.97%										-3.76%

The data as well as the graphs contained in this document are only provided as an indication. Consequently, IFP Investment Management SA does not provide any guarantee as for their exactitude and reliability. The past performance is not an indication of future performances. IFP Global Environment Fund is authorized by the Commission de surveillance du secteur financier (CSSF) in Luxembourg. The Fund can be distributed in Belgium, Luxembourg and Switzerland to all investors, Retail as well as Qualified Investors (QI), in Italy to Qualified Investors (QI) only. This document may be distributed from or within Switzerland to all investors in accordance with art. 10 para. 2 of the CISA. In Switzerland the Fund has appointed as Swiss representative Waystone Fund Services Switzerland (www.waystone.com) and Banque Cantonale De Geneve (www.bcge.ch) as the Paying Agent. Swiss distributor is I.F.P. Intermoney Financial Products S.A. (www.ifp.ch).

Fund Strategy

The IFP Global Age Fund invests in companies that will benefit from an aging world population. The fund has a sustainable investment objective in accordance with Article 9 of the Sustainable Finance Disclosure Regulation and seeks to contribute to a reduction in carbon emissions with a view to achieving the long-term global warming limitation targets set by the Paris Agreement. The fund is mainly invested in global equities both from cyclical and non-cyclical sectors, with a focus on healthcare, financial services and consumer sectors. The sustainable investment process is based on fundamental analysis, combining financial and non-financial criteria. Proprietary ESG analysis as well as SDG impact are completely integrated in the management process. The master class is denominated in EUR and not hedged. Objective is a medium to long term outperformance of the global equity markets (MSCI World in EUR). Its target risk is set to 'high' with a middle to long term investment horizon

Fund Statistics

Performance*	251.73%
Average Annual Return*	18.81%
Annualised Volatility*	13.81%

Number of Holdings	40
--------------------	----

*Since Launch Date

Top-10 Holdings

	Weight
AstraZeneca Plc	4.5%
ABB Ltd Reg	3.5%
L'Oréal SA	3.2%
Thermo Fisher Scientific Inc	3.1%
Halma Plc	3.1%
Marks & Spencer Group Plc	3.1%
Pfizer Inc	3.0%
Siemens AG Reg	2.9%
Alphabet Inc A	2.8%
FincoBank SPA	2.8%

Risk and reward profile



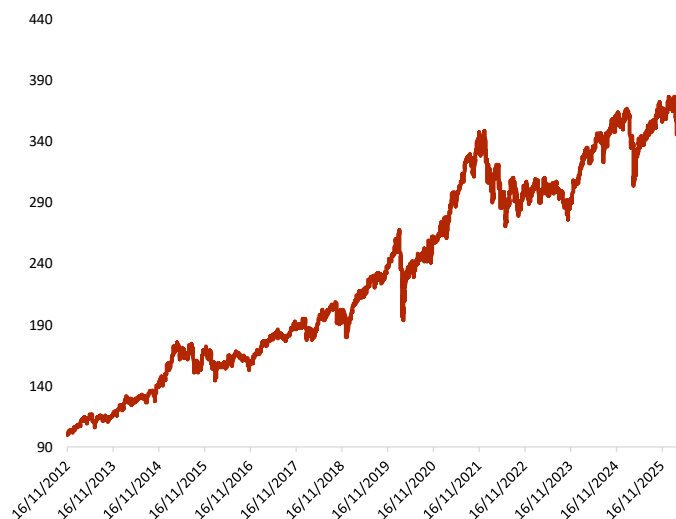
The risk and reward category shown is based on historical data and cannot be used as a reliable indicator of the future risk profile of the fund. The classification of the fund may change over time and is not a guarantee.

Fund Overview

Net Asset Value per Share	351.73
Investment Company	IFP Investment Management S.A., Luxembourg
Fund Manager	IFP Investment Management S.A., Luxembourg
Distributors	IFP Investment Management S.A., Luxembourg I.F.P. Intermoney Financial Product SA, Switzerland
Custodian	Banque et Caisse d'Epargne de l'Etat, Luxembourg
Fund Administration	European Fund Administration, Luxembourg
Auditor	Mazars SA, Luxembourg
ESG Verifier	Conser – ESG Verifier SA Geneva, Switzerland
Fund Domicile	Luxembourg
Fund Structure	UCITS V
Bloomberg Ticker	IFPGAUA LX
ISIN	LU0854763439
Share Class Launch Date	16 Nov 2012
Initial Share Price	100
Reference Currency	USD
Management Fee	1.80%
Performance Fee	N/A
Subscriptions	Daily
Subscription Fee	3.00% Max
Redemptions	Daily
Redemption Fee	0.5%
SFDR Classification	Article 9
Proprietary SDG Score (Max 17) ¹	10.7
Proprietary ESG Score (Max 13) ¹	9.5
Proprietary Paris-Aligned Investments ¹	80%
Implied Temperature (°C) ¹	1.5
Fossil Fuel Exposure ¹	3%
EU Taxonomy Eligibility ¹	7%

¹as of Q4 2025

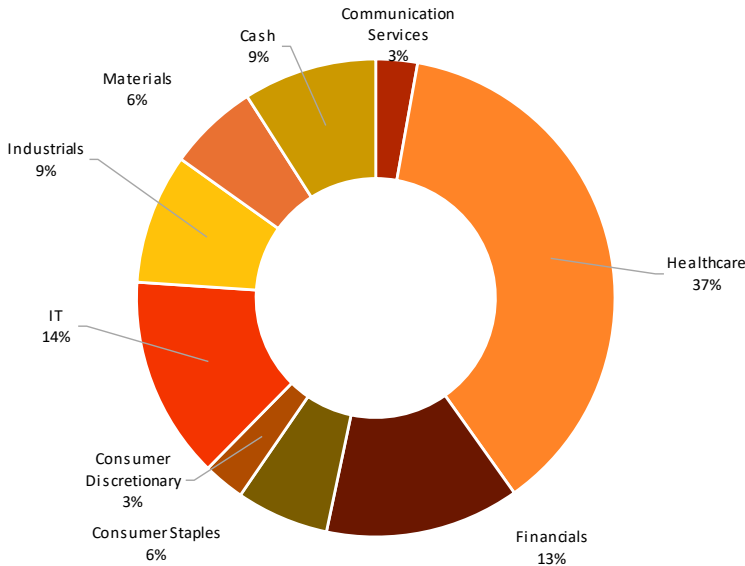
Net Performance (in USD) Since Launch Date



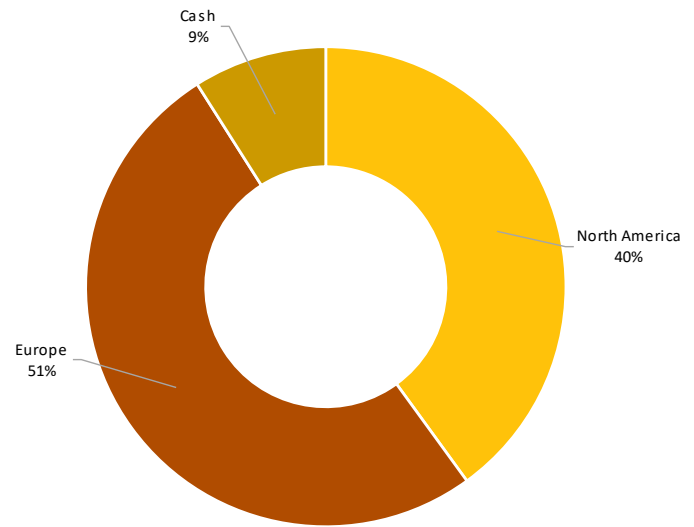
Managers' Comments

Equity markets suffered a abrupt reversal in March, as the sudden onset of conflict in the Middle East unnerved investors and sent energy prices soaring higher. Bond yields also rose on concerns over the inflationary impact of higher energy prices, putting further pressure on equities as the conflict persisted through the month with no clear signs of an end in sight or consistent explanation of the goals of the US and Israeli offensive. The US was perceived to be more insulated from the direct consequences of these events as it is not reliant upon imports of oil and gas, but Europe and Asia were more vulnerable. Energy stocks naturally benefitted from higher energy prices, but all other sectors sold off to varying degrees. The Global Age fund price fell in March as traditionally defensive sectors such as healthcare also suffered. The fund exited its position in Beiersdorf following disappointing results but took advantage of market weakness to initiate positions in Ecolab and Sandoz.

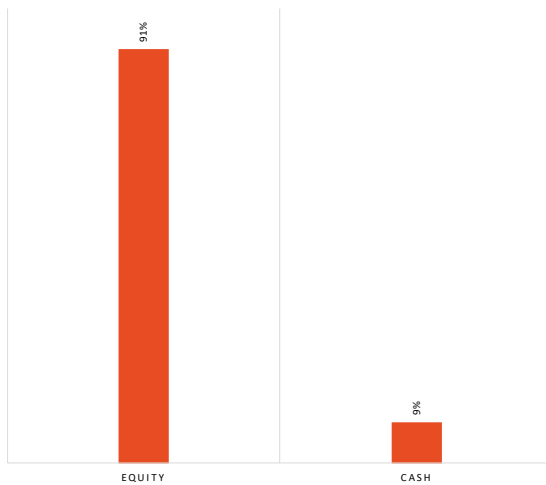
GICS Sector Breakdown



Proprietary Geography Breakdown



Allocation by Asset Class



Top-5 SDG (Focus SDG3 and SDG12) Impact Breakdown



Calendar Net Performance (in USD)

	Jan	Feb	Mar	Apr	May	Jun	Jul	Aug	Sep	Oct	Nov	Dec	Year
The IFP Global Age USD-Class has been launched on 16/11/2012. Data before 31/12/2014 is available upon request.													
2015	5.74%	5.43%	4.41%	-3.80%	3.56%	-3.52%	5.36%	-7.33%	-3.59%	6.66%	4.48%	-1.79%	15.30%
2016	-5.52%	-1.86%	0.26%	-0.68%	5.68%	-0.82%	2.22%	-1.80%	-1.05%	-3.24%	2.38%	3.01%	-1.91%
2017	1.14%	4.17%	1.16%	2.33%	0.35%	-0.60%	-0.10%	0.56%	1.35%	3.64%	-0.32%	-0.74%	13.73%
2018	1.75%	-3.24%	-2.10%	3.08%	4.43%	-0.49%	3.13%	3.13%	0.76%	-5.48%	1.68%	-6.22%	-0.30%
2019	5.77%	4.59%	3.82%	0.95%	-0.56%	3.85%	1.90%	1.08%	0.13%	0.49%	4.62%	1.18%	31.37%
2020	1.65%	-5.84%	-7.54%	7.99%	2.26%	-0.78%	1.92%	1.51%	0.80%	-2.64%	6.87%	2.26%	7.57%
2021	-0.45%	0.27%	7.29%	5.01%	-0.07%	3.10%	5.50%	1.40%	-4.07%	6.91%	-1.50%	4.92%	31.37%
2022	-9.50%	-2.66%	2.37%	-2.71%	-2.61%	-4.74%	8.90%	-5.50%	-4.07%	6.51%	3.28%	-5.02%	-16.05%
2023	3.81%	0.26%	-0.90%	1.62%	-3.43%	3.69%	0.05%	-3.15%	-2.88%	-2.48%	4.47%	4.32%	5.00%
2024	2.53%	4.00%	2.68%	-3.21%	3.37%	2.70%	0.03%	0.48%	1.32%	-0.99%	4.08%	-2.32%	15.33%
2025	3.72%	-1.11%	-7.12%	-2.58%	3.59%	0.16%	3.26%	0.24%	0.96%	3.34%	-0.17%	-0.85%	2.95%
2026	1.82%	1.86%	-6.76%										-3.31%

The data as well as the graphs contained in this document are only provided as an indication. Consequently, IFP Investment Management SA does not provide any guarantee as for their exactitude and reliability. The past performance is not an indication of future performances. IFP Global Environment Fund is authorized by the Commission de surveillance du secteur financier (CSSF) in Luxembourg. The Fund can be distributed in Belgium, Luxembourg and Switzerland to all investors, Retail as well as Qualified Investors (QI), in Italy to Qualified Investors (QI) only. This document may be distributed from or within Switzerland to all investors in accordance with art. 10 para. 2 of the CISA. In Switzerland the Fund has appointed as Swiss representative Waystone Fund Services Switzerland (www.waystone.com) and Banque Cantonale De Geneve (www.bcge.ch) as the Paying Agent. Swiss distributor is I.F.P. Intermoney Financial Products S.A. (www.ifp.ch).

Fund Strategy

The IFP Global Age Fund invests in companies that will benefit from an aging world population. The fund has a sustainable investment objective in accordance with Article 9 of the Sustainable Finance Disclosure Regulation and seeks to contribute to a reduction in carbon emissions with a view to achieving the long-term global warming limitation targets set by the Paris Agreement. The fund is mainly invested in global equities both from cyclical and non-cyclical sectors, with a focus on healthcare, financial services and consumer sectors. The sustainable investment process is based on fundamental analysis, combining financial and non-financial criteria. Proprietary ESG analysis as well as SDG impact are completely integrated in the management process. The master class is denominated in EUR and not hedged. Objective is a medium to long term outperformance of the global equity markets (MSCI World in EUR). Its target risk is set to 'high' with a middle to long term investment horizon

Fund Statistics

Performance*	161.90%
Average Annual Return*	12.10%
Annualised Volatility*	13.80%

Number of Holdings	40
--------------------	----

*Since Launch Date

Top-10 Holdings

	Weight
AstraZeneca Plc	4.5%
ABB Ltd Reg	3.5%
L'Oréal SA	3.2%
Thermo Fisher Scientific Inc	3.1%
Halma Plc	3.1%
Marks & Spencer Group Plc	3.1%
Pfizer Inc	3.0%
Siemens AG Reg	2.9%
Alphabet Inc A	2.8%
FincoBank SPA	2.8%

Risk and reward profile



The risk and reward category shown is based on historical data and cannot be used as a reliable indicator of the future risk profile of the fund. The classification of the fund may change over time and is not a guarantee.

Fund Overview

Net Asset Value per Share	261.9
Investment Company	IFP Investment Management S.A., Luxembourg
Fund Manager	IFP Investment Management S.A., Luxembourg
Distributors	IFP Investment Management S.A., Luxembourg I.F.P. Intermoney Financial Product SA, Switzerland
Custodian	Banque et Caisse d'Epargne de l'Etat, Luxembourg
Fund Administration	European Fund Administration, Luxembourg
Auditor	Mazars SA, Luxembourg
ESG Verifier	Conser – ESG Verifier SA Geneva, Switzerland
Fund Domicile	Luxembourg
Fund Structure	UCITS V
Bloomberg Ticker	IFPGASA LX
ISIN	LU0854763199
Share Class Launch Date	16 Nov 2012
Initial Share Price	100
Reference Currency	CHF
Management Fee	1.80%
Performance Fee	N/A
Subscriptions	Daily
Subscription Fee	3.00% Max
Redemptions	Daily
Redemption Fee	0.5%
SFDR Classification	Article 9
Proprietary SDG Score (Max 17) ¹	10.7
Proprietary ESG Score (Max 13) ¹	9.5
Proprietary Paris-Aligned Investments ¹	80%
Implied Temperature (°C) ¹	1.5
Fossil Fuel Exposure ¹	3%
EU Taxonomy Eligibility ¹	7%

¹as of Q4 2025

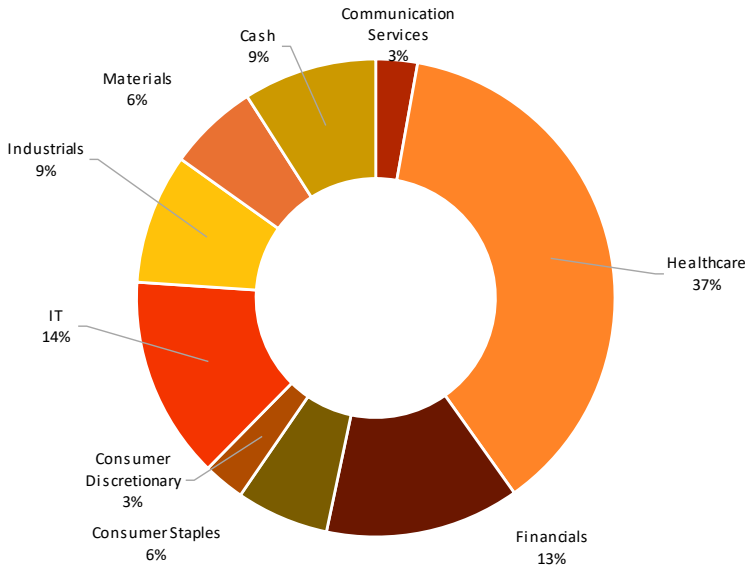
Net Performance (in CHF) Since Launch Date



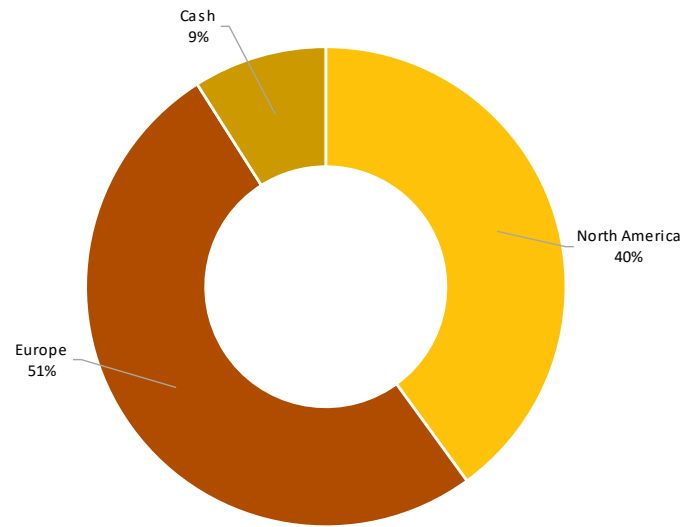
Managers' Comments

Equity markets suffered a abrupt reversal in March, as the sudden onset of conflict in the Middle East unnerved investors and sent energy prices soaring higher. Bond yields also rose on concerns over the inflationary impact of higher energy prices, putting further pressure on equities as the conflict persisted through the month with no clear signs of an end in sight or consistent explanation of the goals of the US and Israeli offensive. The US was perceived to be more insulated from the direct consequences of these events as it is not reliant upon imports of oil and gas, but Europe and Asia were more vulnerable. Energy stocks naturally benefitted from higher energy prices, but all other sectors sold off to varying degrees. The Global Age fund price fell in March as traditionally defensive sectors such as healthcare also suffered. The fund exited its position in Beiersdorf following disappointing results but took advantage of market weakness to initiate positions in Ecolab and Sandoz.

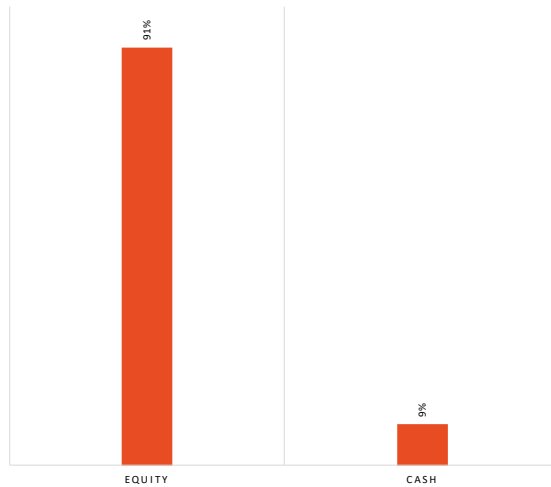
GICS Sector Breakdown



Proprietary Geography Breakdown



Allocation by Asset Class



Top-5 SDG (Focus SDG3 and SDG12) Impact Breakdown



Calendar Net Performance (in CHF)

	Jan	Feb	Mar	Apr	May	Jun	Jul	Aug	Sep	Oct	Nov	Dec	Year
The IFP Global Age CHF-Class has been launched on 16/11/2012. Data before 31/12/2014 is available upon request.													
2015	5.53%	5.23%	4.56%	-3.85%	3.53%	-3.52%	5.29%	-6.99%	-3.60%	6.70%	4.57%	-1.90%	15.25%
2016	-5.60%	-1.67%	0.12%	-0.75%	5.51%	-1.11%	2.11%	-1.97%	-1.24%	-3.41%	2.25%	2.85%	-3.36%
2017	0.93%	4.15%	0.96%	2.28%	0.16%	-0.76%	-0.34%	0.39%	1.14%	3.53%	-0.49%	-1.08%	11.24%
2018	1.54%	-3.40%	-2.38%	2.85%	4.16%	-0.68%	2.91%	2.80%	0.54%	-5.71%	1.36%	-6.55%	-3.22%
2019	5.49%	4.32%	3.52%	0.68%	-0.87%	3.52%	1.63%	0.86%	-0.15%	0.18%	4.46%	0.81%	27.08%
2020	1.43%	-5.87%	-8.01%	7.72%	2.22%	-0.86%	1.75%	1.41%	0.64%	-2.78%	6.72%	2.13%	5.51%
2021	-0.51%	0.18%	7.18%	4.82%	-0.18%	3.10%	5.39%	1.35%	-4.16%	6.83%	-1.48%	4.69%	29.96%
2022	-9.63%	-2.83%	2.31%	-2.75%	-2.80%	-4.76%	8.67%	-5.67%	-4.54%	6.28%	2.67%	-5.50%	-18.39%
2023	3.48%	-0.07%	-1.17%	1.32%	-3.80%	3.29%	-0.17%	-3.51%	-3.14%	-2.78%	4.13%	3.72%	0.79%
2024	2.21%	3.74%	2.40%	-3.57%	3.01%	2.46%	-0.34%	0.13%	0.95%	-1.37%	3.89%	-2.72%	10.96%
2025	3.33%	-1.41%	-7.35%	-2.77%	3.33%	-0.20%	2.86%	-0.14%	0.58%	2.98%	-0.57%	-1.21%	-1.12%
2026	1.56%	1.56%	-7.15%										-4.23%

The data as well as the graphs contained in this document are only provided as an indication. Consequently, IFP Investment Management SA does not provide any guarantee as for their exactitude and reliability. The past performance is not an indication of future performances. IFP Global Environment Fund is authorized by the Commission de surveillance du secteur financier (CSSF) in Luxembourg. The Fund can be distributed in Belgium, Luxembourg and Switzerland to all investors, Retail as well as Qualified Investors (QI), in Italy to Qualified Investors (QI) only. This document may be distributed from or within Switzerland to all investors in accordance with art. 10 para. 2 of the CISA. In Switzerland the Fund has appointed as Swiss representative Waystone Fund Services Switzerland (www.waystone.com) and Banque Cantonale De Geneve (www.bcge.ch) as the Paying Agent. Swiss distributor is I.F.P. Intermoney Financial Products S.A. (www.ifp.ch).