

City Garden Montessori School

Board Meeting

Date and Time

Friday May 22, 2026 at 8:30 AM CDT

This is an in-person meeting at 4209 Folsom Ave.

We will be live streaming the meeting via Zoom webinar at this link:

<https://us02web.zoom.us/j/88115198576?pwd=Rnl0cWNYaDZsdkdES3o2VE9hQnNMdz09>

The meeting will also be recorded and posted on the City Garden website (citygardenschool.org/board)

Agenda

	Purpose	Presenter	Time
I. Opening Items			8:30 AM
Opening Items			
A. Call the Meeting to Order		Jesse Dixon	1 m
B. Record Attendance and Guests		Sarah Miner	1 m
C. Welcome, Land Acknowledgement, and Board Meeting Agreements		Jesse Dixon	2 m
Welcome and Land Acknowledgement			
We, the community of City Garden Montessori, honor the Illiniwek (Eel-Ly-neh-wehk) people, the original protectors of the lands that we now call St. Louis, MO. Let's give a respectful and brief moment of silence.			
Acknowledge Board Meeting Agreements			
• We prioritize and value our relationships with one another.			

	Purpose	Presenter	Time
<ul style="list-style-type: none"> • We come to meetings prepared and stay present. • We use our meeting time responsibly to focus on what matters most. • We say what needs to be said, directly and with care. • We ask questions for clarity and transparency. • We slow down to ensure we're centering our mission and values. • We acknowledge that disagreement is inevitable, but commit to decisions as a team. • We follow through on our commitments to each other and to City Garden. 			
D. Mission Statement		Jesse Dixon	1 m
<p>City Garden redefines education by centering children in an excellent, inclusive Montessori model that honors the humanity and potential of every learner. We nurture the whole child in partnership with families and cultivate a community where children and adults learn, grow, and build meaningful relationships.</p>			
E. Introductions and Public Comment	Discuss	Jesse Dixon	3 m
<ul style="list-style-type: none"> • Public Comment - Each individual will be given three minutes to speak. 			
II. Action Items			8:38 AM
A. Approve Minutes from April 2026 Board Meeting	Approve Minutes	Jesse Dixon	1 m
B. Approve March and April 2026 Financials, Update Regarding 2026-27 Budget	Vote	Benjamin Huebner	7 m
C. 2025-26 Policies	Vote	Jesse Dixon	3 m
<ul style="list-style-type: none"> • 2025-26 Draft Policies 			
III. Information Items			8:49 AM
A. Governance Committee Report	FYI	Jesse Dixon	3 m
<ul style="list-style-type: none"> • April 2026 Governance Committee Minutes • Governance Loom Video 			

	Purpose	Presenter	Time
B. Whole Child Success Committee Report <ul style="list-style-type: none"> • Reconstructing Fact Fluency Slide Deck • ECEC Spring 2026 Title Programs Slide Deck • EAEC Spring 2026 Title Programs Slide Deck • Montessori Reading Remediation Pathways Update Deck 	FYI	Mia Howard	5 m
C. CEO Report Fundraising Report and Day of Giving Highlights/Outcomes: <ul style="list-style-type: none"> • Fundraising Report • Day of Giving Highlights 	FYI	Christie Huck	5 m
D. Tower Grove Building	FYI	David Blank	3 m
E. Prospective Board Member, Heath Norton Heath is an accomplished and results-driven professional with extensive experience in sales, management, fitness, entrepreneurship, and business development. Proven track record of leading organizations, driving growth, and building successful business operations through strategic leadership and strong interpersonal skills. A detail-oriented self-starter with over 15 years of experience as a business owner and business development leader, recognized for motivating teams, improving performance, and delivering measurable results. He possesses a diverse skill set that combines operational management, client relations, leadership development, and entrepreneurial vision. Known for being highly driven, adaptable, and committed to creating value within every organization. Heath earned a Master’s in Business Administration from Rockhurst University and a Bachelor of Science in Business Administration with an emphasis in Marketing from University of Missouri. Heath is the proud parent of two amazing City Garden children and he looks forward to serving the City Garden Montessori community.	FYI	Jesse Dixon	3 m
F. 2026-27 Board Officer Slate	FYI	Jesse Dixon	3 m
IV. Final Items			9:11 AM
A. Questions and Comments	Discuss	Jesse Dixon	3 m
B. Reading Materials and Links	FYI		

Coversheet

Approve Minutes from April 2026 Board Meeting

Section: II. Action Items
Item: A. Approve Minutes from April 2026 Board Meeting
Purpose: Approve Minutes
Submitted by:
Related Material: Minutes for Board Meeting on April 21, 2026

DRAFT

City Garden Montessori School

Minutes

Board Meeting

Date and Time

Tuesday April 21, 2026 at 5:00 PM

This is an in-person meeting at 4209 Folsom Ave.

We will be live streaming the meeting via Zoom webinar at this link:

<https://us02web.zoom.us/j/88115198576?pwd=RnI0cWNYaDZsdkdES3o2VE9hQnNMdz09>

The meeting will also be recorded and posted on the City Garden website (citygardenschool.org/board)

Directors Present

B. Huebner, J. Dixon, K. Shaffer, L. Vowell, M. Howard (remote), N. Johnson, S. Haigler (remote)

Directors Absent

M. Chlebowski

Guests Present

A. Boyd, A. Willems, AJ Arena, Amanda Spalter, Brian Hilderbrand, C. Huck, D. Blank, Heath Norton, Jennifer Eisenbath, Judy McGrath, K. Howard (remote), K. Lohrum, K. Young, Kacy Shahid, Kurtis Eisenbath, M. Flohr, Nikki Grizzle, S. Miner, Sherrie Butler, Sophie Dinh

I. Opening Items

A. Call the Meeting to Order

J. Dixon called a meeting of the board of directors of City Garden Montessori School to order on Tuesday Apr 21, 2026 at 5:14 PM.

B.

Record Attendance and Guests

C. Welcome, Land Acknowledgement, and Board Meeting Agreements

D. Mission Statement

E. Introductions and Public Comment

- AJ Arena gave a public comment regarding concerns and discipline in the ECEC
- Jennifer Eisenbath gave a public comment regarding the need for a playground at the EAEC

II. Action Items

A. Approve Minutes from February 2026 Board Meeting

L. Vowell made a motion to approve the minutes from Board Meeting on 02-17-26.

B. Huebner seconded the motion.

The board **VOTED** unanimously to approve the motion.

B. Approve Minutes from March 2026 Board Meeting

N. Johnson made a motion to approve the minutes from Board Meeting on 03-09-26.

M. Howard seconded the motion.

The board **VOTED** unanimously to approve the motion.

C. Approve January and February 2026 Financials

N. Johnson made a motion to Approve January and February 2026 Financials.

L. Vowell seconded the motion.

The board **VOTED** unanimously to approve the motion.

D. Approve Expenditures over \$10k

N. Johnson made a motion to Approve Expenditures over \$10k.

S. Haigler seconded the motion.

The board **VOTED** unanimously to approve the motion.

E. Approve 990

B. Huebner made a motion to Approve the 990 pending the removal of Joelle Fouse from the listing of Board Members and updating of the Board Treasurer.

L. Vowell seconded the motion.

The board **VOTED** unanimously to approve the motion.

- David Blank brought up that the signer was changed, but that Joelle Fouse was still listed as the Treasurer. He requested that the Board approve the 990 pending the change in the listing of Board Members, which will happen before it is filed.

III. Information Items

A. Governance Committee Report

B. 2025-26 Policies

- Christie Huck shared there is a long list of policies that need to be adopted/updated for the 2025-26 school year
- The board was asked to send any questions or concerns to Christie and Jesse
- Once the policies are approved by the Governance Committee, they will be presented to the Board for a vote, no later than June 2026

C. CEO Report

- Christie spoke about the success of Day of Giving, surpassing our goal with a special thank you to all that helped make it happen
 - The Day of Giving success should help us surpass our fundraising goal for the year
- Christie and David are going to evaluate the budget and determine ways to bring back some items that were eliminated or put on hold due to budget constraints
- Christie invited all Board members to attend the Volunteer Appreciation Party on Friday, 4/24

D. Tower Grove Building

- David Blank discussed the possible plans for the Tower Grove building as the lease will end in 2028
- A consultant did an in-depth tour and review of the building to provide an analysis of the cost of ownership
 - This will help determine the best options going forward (purchasing, renewing the lease, option C)
- David has been in discussion with the current building owner as well

IV. Final Items

A. Questions and Comments

- Alexandra Boyd shared that all board members must complete a Personal Financial Disclosure for the Missouri Ethics Commission by Friday, May 1st
- Sarah and Christie will work with Board Members to get this completed on time

B. Reading Materials and Links

V. Closing Items

A. Adjourn Meeting

B. Huebner made a motion to Adjourn the April 2026 Board Meeting.

S. Haigler seconded the motion.

The board **VOTED** unanimously to approve the motion.

There being no further business to be transacted, and upon motion duly made, seconded and approved, the meeting was adjourned at 6:50 PM.

Respectfully Submitted,

S. Miner

B. Convene a Closed Session

J. Dixon made a motion to Convene a Closed Session in accordance with RSMo Sunshine Law, 610.21.3 (Personnel).

L. Vowell seconded the motion.

The board **VOTED** unanimously to approve the motion.

Roll Call

S. Haigler	Aye
L. Vowell	Aye
K. Shaffer	Absent
M. Howard	Aye
J. Dixon	Aye
M. Chlebowski	Absent
B. Huebner	Aye
N. Johnson	Aye

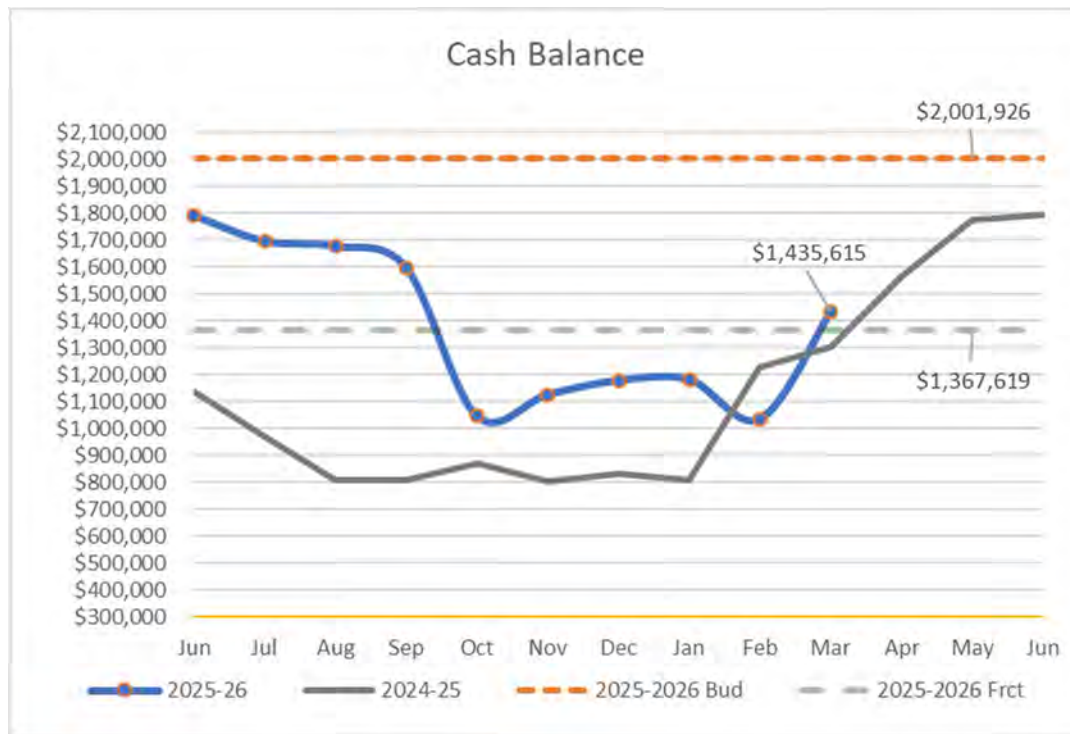
Coversheet

Approve March and April 2026 Financials, Update Regarding 2026-27 Budget

Section: II. Action Items
Item: B. Approve March and April 2026 Financials, Update Regarding 2026-27
Budget
Purpose: Vote
Submitted by:
Related Material: March 2026 Financials.pdf
April 2026 Financials.pdf
2026-27 Budget_Draft 4_5-15-26.pdf

City Garden Montessori School
 Notes Accompanying Financial Statements
 March 31, 2026

The period ending March 31, 2026 had a cash balance of \$1,435,615. This is a decrease of \$356,033 from June 30, 2025 and an increase of \$399,164 from February 28, 2026.



Highlights of Financial Statements and Budget:

Revenue:

- State below budget by \$450.5K due to SLPS data issue and City Garden enrollment below budget by 24 students. Perm.
- Prop C under budget by \$3.7K due to timing.
- Federal under budget by \$38.5K due to timing
- Philanthropy under budget \$66.9K due to timing of donation receipts.
- PreK Tuition over budget by \$10.1K due to timing of tuition receipts.
-

Expenses:

- Salary under budget by \$253.5K due to open positions and timing of hiring some 12 month roles.
- Benefits under budget by \$98.6K due to timing of benefit payments.
- Purchase Services over budget by \$136.0K due to timing of substitute invoice payment, continued substitute costs, and timing strategic plan payments.
- Supplies over by \$160.3K due to purchases for opening of new classrooms(perm) and beginning of the year spending (timing).
- Facilities under by \$1.2K due to timing of maintenance and rent payments.
- Capital/Debt service under budget by \$0.4K due to timing of interest payments.

Enrollment and Attendance as of 3/2:

- Charter Enrollment was 511, which is 30 below budget of 541.
- Charter Attendance was 93.14% which is 0.36% below budget of 93.5%

Actual and Budget

Revenue				
Source	Actual March 2025 YTD	Actual March 2026 YTD	Budget 25-26 YTD	Variance to Budget
State	\$ 5,524,509	\$ 6,418,394	\$ 6,868,919	\$ (450,525)
Federal	896,733	453,325	491,831	(38,506)
Prop C	573,125	585,057	588,750	(3,693)
Annual Fund Philanthropy	216,814	433,144	500,000	(66,856)
Restricted/Capital Philanthropy	431,180	-	-	-
Preschool Tuition	415,497	377,053	367,000	10,053
Other	303,220	292,891	262,787	30,104
Total	\$ 8,361,078	\$ 8,559,864	\$ 9,079,287	\$ (519,423)

Expenses				
Category	Actual March 2025 YTD	Actual March 2026 YTD	Budget 25-26 YTD	Variance to Budget
Salaries	\$ 3,910,654	\$ 4,274,104	\$ 4,527,571	\$ (253,467)
Benefits	1,325,113	1,495,104	1,593,705	(98,601)
Purchased Services	1,137,033	1,533,864	1,397,897	135,967
Supplies	357,191	351,472	190,706	160,765
Occupancy	967,060	963,306	964,484	(1,178)
Capital/Debt Services	487,388	454,430	454,871	(441)
Total	\$ 8,184,439	\$ 9,072,279	\$ 9,129,234	\$ (56,955)
Net Income\Loss	\$ 176,639	\$ (512,414)	\$ (49,947)	\$ (462,467)

Financial Health Check

Category	FY 23-24	FY 24-25	Actual March 2026 YTD	Budget FY 25-26
Ending Cash Fund Balance	\$ 1,138,259	\$ 1,791,648	\$ 1,435,615	\$ 1,920,726
Cash Days on Hand*	39	57	42	56
State Reimbursement per Comb WADA and WAM	\$ 11,994	\$ 14,699	\$ 14,850	\$ 15,075
Revenue per Student*	\$ 18,152	\$ 20,006	\$ 14,219	\$ 19,493
Cost per Student*	\$ 17,747	\$ 19,435	\$ 15,070	\$ 19,291
Excess/(Deficit) Per Student	\$ 405	\$ 571	\$ (851)	\$ 201

Accountability Plan

202-23

Measure	FY 24-25	YTD March 2026	Budget FY-25-26	Measure Met?
Debt to Asset Ratio < 0.9	0.82	0.84	0.82	Yes
Enrollment Variance >= 95%	93.2%	93.9%	93.9%	No
Fund Balance >= 10% Unrestricted	16.0%	11.6%	10.6%	Yes

Annual Trends

Revenue				
Source	Actual FY 23-24	Actual FY 24-25	Forecast FY 25-26	Budget FY 25-26
State	\$ 6,208,853	\$ 7,547,011	\$ 8,553,839	\$ 9,222,558
Federal	980,074	1,125,687	770,768	757,600
Prop C	552,361	726,475	785,000	785,000
Annual Fund Philanthropy	825,930	789,396	1,025,000	962,947
Restricted/Capital Philanthropy	1,009,490	561,860	-	-
Preschool Tuition	573,039	494,764	594,950	544,950
Other	324,224	358,239	191,700	221,700
Total Revenue	\$ 10,473,971	\$ 11,603,432	\$ 11,921,257	\$ 12,494,755

Expenses				
Category	Actual FY 23-24	Actual FY 24-25	Forecast FY 25-26	Budget FY 25-26
Salaries	\$ 5,032,529	\$ 5,324,856	\$ 6,033,828	\$ 6,188,562
Benefits	1,702,215	1,763,641	2,097,329	2,178,373
Purchased Services	1,351,495	1,843,410	2,006,226	1,856,226
Supplies	360,212	469,540	360,047	250,047
Occupancy	1,126,711	1,261,250	1,305,979	1,285,979
Capital Outlay/Debt Services	667,818	609,611	596,490	606,490
Total Expenses	\$ 10,240,980	\$ 11,272,308	\$ 12,399,900	\$ 12,365,677
Net Income\Loss	\$ 232,991	\$ 331,124	\$ (478,642)	\$ 129,078

School Stats

Category	FY 23-24	FY 24-25	March 2026	FY25-26 Budget
Charter School Enrollment	450	482	511	541
Pre-School Enrollment	118	98	91	100
Average Daily Attendance - Charter # / %	415.0639 / 92.2%	454.8339 / 93.2%	485.81 / 93.14%	506 / 93.5%
Free & Reduced Lunch Count - Charter	223	239	276	271
Free & Reduced Lunch % - Charter	50%	50%	54%	50%
<small>new 2023/2023-2024 combined weighted average daily attendance and Weighted Average Membership</small>	483.30	532.57	582.4508 **	606.6

** Per current Payment

Points to Note- March

State below budget due to SLPS Data issue and reduced per student amount and lower than budgeted enrollment
Philanthropy and Federal below budget due to timing of receipts
Prek Tuition over budget due to timing.
Wage and Benefits under budget due to open positions and timing of hiring
Service over due to timing of 24-25 bill payments, substitutes, and timing of Strat plan prof fees
Supplies over due to timing of remaining purchases for two additional classrooms.

City Garden Montessori Charter School Statement of Financial Position

As of March 31, 2026

	Total	
	As of Mar 31, 2026	As of Mar 31, 2025 (PY)
ASSETS		
Current Assets		
Bank Accounts		
1000 Cash on Hand	200	200
1113 Simmons Operating 9865	1,054,897	1,043,776
1115 US Bank 1830	1,352	1,367
1118 Simmons-4200 Folsom 9012	4,683	4,755
1120 Simmons- MM 8644	202,655	202,678
1122 Simmons- Junior High 8636	16,775	14,632
1130 USB Blocked Account FBO IFF-3851	28,684	975
1149 Edward Jones Investment 0317	126,369	116,121
Total Bank Accounts	\$ 1,435,615	\$ 1,384,502
Other Current Assets		
1199 Undeposited Funds	12,332	0
1205 Note Receivable	10,408,800	10,408,800
1210 Accrued Interest Receivable	0	26,022
1215 Due to/From 4209 Folsom Owner	13,481	139,339
1217 Due To/From 4209 Managing Member	(118)	
1230 Debt Issuance Costs	180,259	211,859
1231 Accumulated Amortization-Debt Issuance Costs	(123,571)	(126,826)
1245 Investment in 4209 Folsom Managing Member, LLC	2,668,639	2,668,639
Total Other Current Assets	\$ 13,159,822	\$ 13,327,832
Total Current Assets	\$ 14,595,437	\$ 14,712,334
Fixed Assets		
1511 Fixed Assets- Land	50,000	50,000
1521 Fixed Assets- Building	233,487	233,487
1531 Leasehold Improvements	475,268	475,268
1539 Accum. Depreciation- Leasehold Improvements	(341,482)	(292,055)
Total Fixed Assets	\$ 417,273	\$ 466,699
TOTAL ASSETS	\$ 15,012,709	\$ 15,179,033
LIABILITIES AND EQUITY		
Liabilities		
Current Liabilities		
Total Credit Cards	\$ 3,829	\$ (1,385)
Other Current Liabilities		
2240 Other Current Liabilities	8,309	12,500
2242 Accrued Rent Payable	(2)	55,057
2245 Accrued Interest Payable	191,306	156,860
Total Other Current Liabilities	\$ 312,339	\$ 226,699
Total Current Liabilities	\$ 316,168	\$ 225,314
Long-Term Liabilities		
2130 Note Payable-IFF Source Loan	7,160,853	7,160,853
2132 Note Payable-4209 Folsom Mngng Mbr-State Source Loan	2,136,418	2,136,418
2133 Note Payable 4209 Prime Tenant- Fed Source Loan	1,483,302	1,376,030
2134 Note Payable-IFF Close-Out Loan	1,875,000	1,875,000
Total Long-Term Liabilities	\$ 12,655,573	\$ 12,548,301
Total Liabilities	\$ 12,971,741	\$ 12,773,615
Equity		
3111 Fund Balance	1,675,923	1,354,313
3119 Fund Balance- 4209 Project	889,934	908,296
Net Revenue	(524,889)	142,808
Total Equity	\$ 2,040,969	\$ 2,405,418
TOTAL LIABILITIES AND EQUITY	\$ 15,012,709	\$ 15,179,033

Wednesday, Apr 29, 2026 03:27:04 PM GMT-7 - Cash Basis

City Garden Montessori

Revenue -Actual vs. Budget

2025-2026

03/31/2026

	March			March YTD			Notes
	Actual	Budget	Variance	Actual	Budget	Variance	
Prop C	65,054	65,417	(363)	585,057	588,750	(3,693)	
Interest	8,020	8,667	(647)	104,864	78,000	26,864	
Student Food Sales	1,473	4,580	(3,107)	29,599	36,640	(7,041)	
Student Activity - JRH	550	2,000	(1,450)	5,859	12,000	(6,141)	
Student Activity-Club/Athletics	40	200	(160)	930	4,997	(4,067)	
Student Activity-Field Trips	-	-	-	2,165	26,000	(23,835)	Likely perm.
Facility Rental	-	-	-	-	-	-	
Donations	8,384	50,000	(41,616)	433,144	500,000	(66,856)	Timing
Donations-Restricted Capacity	-	-	-	-	-	-	
Preschool Tuition	48,861	42,000	6,861	377,053	367,000	10,053	Timing of Tuition payments
After Care Tuition	13,235	9,230	4,005	107,744	64,610	43,134	
Before Care Tuition	4,122	3,700	422	29,959	23,040	6,919	
Institute Tuition	-	5,000	(5,000)	-	10,000	(10,000)	
Other	2,229	833	1,396	11,770	7,500	4,270	
Total Local Revenue	151,966	191,627	(39,661)	1,688,145	1,718,537	(30,392)	
State Basic Formula/CTF	863,731	785,547	78,184	6,418,394	6,868,919	(450,525)	SLPS Data issue causing lower per student amount.
Medicaid Admin Billing	-	12,000	(12,000)	47,363	31,500	15,863	Perm.
CARES Act	-	-	-	-	-	-	
Preschool Expansion Grant	-	-	-	-	-	-	
Federal Grant	-	-	-	5,952	-	5,952	Timing
Special Ed Part B	58,206	25,983	32,223	88,509	129,917	(41,408)	Timing
Special Ed Early Childhood	-	8,750	(8,750)	-	43,750	(43,750)	Timing
Lunch Program	-	15,111	(15,111)	91,663	108,667	(17,005)	Timing
Breakfast Program	-	3,133	(3,133)	19,730	24,600	(4,870)	Timing
Snack Program	-	1,315	(1,315)	3,239	10,056	(6,817)	Timing
Other Federal	-	-	-	-	-	-	
Consolidated Federal Funds	161,584	23,418	138,166	196,869	143,341	53,528	Timing
Federal Revenue	219,790	89,710	130,080	453,325	491,831	(38,506)	
Total Revenue	1,235,487	1,066,884	168,603	8,559,864	9,079,287	(519,423)	

City Garden Montessori School

Wage and FTE Summary

03/31/2026

	2025-2026 Actual		2025-2026 Budget	Variance Over/(Under) Bud
	Wages	FTE	Wages	Wages
Lead Guide	\$ 961,811	21.0	\$ 1,118,818	\$ (157,007)
Assistant Guide	626,047	21.3	582,376	43,671
Other Instruction	326,816	8.0	330,388	(3,572)
School Support	378,635	11.4	341,705	36,929
SPED Instruction	263,593	5.2	278,963	(15,370)
SPED Support	265,933	6.0	183,627	82,305
Instruction	\$ 2,293,309	61.7	\$ 2,373,287	\$ (79,978)
Before/After Care	\$ 11,271	0.9	\$ 55,642	\$ (44,371)
Network Admin	780,781	13.0	866,373	(85,592)
School Admin	576,250	11.3	673,180	(96,930)
Summer School	82,967	-	96,499	(13,532)
Total Wages	\$ 4,274,104	98.0	\$ 4,527,571	\$ (253,467)
Benefits	1,495,104		1,593,705	\$ (98,601)
Wages and Benefits	\$ 5,769,208		\$ 6,121,276	\$ (352,069)

City Garden Montessori School

Services- Actual vs. Budget

03/31/2026

Cost Center	Totals			Elementary and Adolescent Education Center			Early Childhood Education Center			4202 Folsom and unallocated		
	Actual	Budget	Variance	Actual	Budget	Variance	Actual	Budget	Variance	Actual	Budget	Variance
Instruction												
Elementary Instruction	246,664.70	121,310.50	125,354.20	154,224.94	83,745.25	70,479.69	91,939.76	37,565.25	54,374.51	500.00	-	500.00
JH Instruction	32,370.21	4,177.50	28,192.71	32,370.21	4,177.50	28,192.71	-	-	-	-	-	-
Preschool Instruction	-	7,686.75	(7,686.75)	-	-	-	-	7,686.75	(7,686.75)	-	-	-
Summer School	32,224.55	7,602.75	24,621.80	14,725.83	5,096.25	9,629.58	17,498.72	2,506.50	14,992.22	-	-	-
SPED	86,662.72	127,986.00	(41,323.28)	66,178.43	95,840.25	(29,661.82)	19,484.29	32,145.75	(12,661.46)	1,000.00	-	1,000.00
Reading and other Instruction	-	167.25	(167.25)	-	167.25	(167.25)	-	-	-	-	-	-
Subtotal- Instruction	397,922.18	268,930.75	128,991.43	267,499.41	189,026.50	78,472.91	128,922.77	79,904.25	49,018.52	1,500.00	-	1,500.00
Student and Family Support												
Principal	1,455.09	22,850.25	(21,395.16)	1,430.09	17,837.25	(16,407.16)	25.00	5,013.00	(4,988.00)	-	-	-
Student Support	86,704.07	95,076.75	(8,372.68)	44,947.09	85,002.00	(40,054.91)	24,197.98	10,074.75	14,123.23	17,559.00	-	17,559.00
Nurse	4,000.00	49,825.50	(45,825.50)	-	31,830.75	(31,830.75)	-	17,994.75	(17,994.75)	4,000.00	-	4,000.00
Parental Support	536.50	6,207.00	(5,670.50)	50.00	2,268.00	(2,218.00)	-	3,939.00	(3,939.00)	486.50	-	486.50
Before/Aftercare	27,632.03	1,608.00	26,024.03	27,632.03	804.00	26,828.03	-	804.00	(804.00)	-	-	-
Student Activities and Athletics	11,515.00	8,354.25	3,160.75	11,515.00	8,354.25	3,160.75	-	-	-	-	-	-
Transportation	-	27,576.75	(27,576.75)	-	21,105.00	(21,105.00)	-	6,471.75	(6,471.75)	-	-	-
Food	230,575.81	175,031.25	55,544.56	151,852.18	104,021.25	47,830.93	78,711.63	71,010.00	7,701.63	12.00	-	12.00
Subtotal- Student and Family Sup.	362,418.50	386,529.75	(24,111.25)	237,426.39	271,222.50	(33,796.11)	102,934.61	115,307.25	(12,372.64)	22,057.50	-	22,057.50
Admin and Other												
Professional Development	92,368.72	108,618.00	(16,249.28)	51,294.70	94,653.00	(43,358.30)	8,592.39	13,965.00	(5,372.61)	32,481.63	-	32,481.63
Technology	73,925.70	66,837.00	7,088.70	48,696.50	45,114.75	3,581.75	18,000.00	21,722.25	(3,722.25)	7,229.20	-	7,229.20
Executive Admin	327,420.98	434,895.50	(107,474.52)	22,416.50	-	22,416.50	662.00	-	662.00	304,342.48	434,895.50	(130,553.02)
Business Office	137,192.70	51,153.00	86,039.70	9,266.89	-	9,266.89	1,035.95	-	1,035.95	126,889.86	51,153.00	75,736.86
Philanthropy	131,680.61	38,443.50	93,237.11	6,725.42	-	6,725.42	-	-	-	124,955.19	38,443.50	86,511.69
Institute	23,411.94	42,489.00	(19,077.06)	11,226.85	-	11,226.85	-	-	-	12,185.09	42,489.00	(30,303.91)
Subtotal- Admin and Other	786,000.65	742,436.00	43,564.65	149,626.86	139,767.75	9,859.11	28,290.34	35,687.25	(7,396.91)	608,083.45	566,981.00	41,102.45
Subtotal- Before Building	1,546,341.33	1,397,896.50	148,444.83	654,552.66	600,016.75	54,535.91	260,147.72	230,898.75	29,248.97	631,640.95	566,981.00	64,659.95
Building	790,593.13	797,741.63	(7,148.50)	344,715.61	409,355.23	(64,639.62)	365,854.16	368,255.36	(2,401.20)	80,023.36	20,131.04	59,892.32
Total	2,336,934.46	2,195,638.13	141,296.33	999,268.27	1,009,371.98	44,432.20	626,001.88	599,154.11	56,096.74	711,664.31	587,112.04	189,212.22

City Garden Montessori School

Supplies- Actual vs. Budget

03/31/2026

Cost Center	Totals			Elementary and Adolescent Education Center			Early Childhood Education Center			4202 Folsom and unallocated		
	Actual	Budget	Variance	Actual	Budget	Variance	Actual	Budget	Variance	Actual	Budget	Variance
Instruction												
Elementary Instruction	198,426.78	55,751.70	142,675.08	177,277.17	47,058.38	130,218.79	20,737.52	8,693.32	12,044.20	412.09	-	412.09
JH Instruction	6,742.58	4,056.79	2,685.79	6,692.18	4,056.79	2,635.39	50.40	-	50.40	-	-	-
Preschool Instruction	1,227.86	3,147.14	(1,919.28)	-	-	-	1,491.44	3,147.14	(1,655.70)	(263.58)	-	(263.58)
Summer School	1,954.85	-	1,954.85	1,083.67	-	1,083.67	871.18	-	871.18	-	-	-
SPED	6,640.94	1,496.94	5,144.00	4,061.63	990.12	3,071.51	2,579.31	506.82	2,072.49	-	-	-
Reading and other Instruction	3,464.27	1,014.40	2,449.87	3,464.27	1,014.40	2,449.87	-	-	-	-	-	-
Subtotal- Instruction	218,457.28	65,466.96	152,990.32	192,578.92	53,119.68	139,459.24	25,729.85	12,347.28	13,382.57	148.51	-	148.51
Student and Family Support												
Principal	26,265.75	16,734.15	9,531.60	17,663.17	10,141.70	7,521.47	8,602.58	6,592.45	2,010.13	-	-	-
Student Support	6,276.68	422.60	5,854.08	2,173.78	422.60	1,751.18	850.45	-	850.45	3,252.45	-	3,252.45
Nurse	639.96	1,237.46	(597.50)	434.62	824.72	(390.10)	205.34	412.74	(207.40)	-	-	-
Parental Support	6,819.76	6,522.65	297.11	4,530.97	4,149.40	381.57	1,132.00	2,373.25	(1,241.25)	1,156.79	-	1,156.79
Before/Aftercare	17,286.72	836.10	16,450.62	17,198.17	421.84	16,776.33	88.55	414.26	(325.71)	-	-	-
Student Activities and Athletics	798.41	8,572.69	(7,774.28)	802.41	8,572.69	(7,770.28)	-	-	-	(4.00)	-	(4.00)
Transportation	-	-	-	-	-	-	-	-	-	-	-	-
Food	8,333.23	13,683.37	(5,350.14)	6,103.99	10,228.20	(4,124.21)	2,229.24	3,455.18	(1,225.94)	-	-	-
Subtotal- Student and Family Sup.	66,420.51	48,009.03	18,411.48	48,907.11	34,761.15	14,145.96	13,108.16	13,247.87	(139.71)	4,405.24	-	4,405.24
Admin and Other												
Professionnal Development	2,813.34	169.19	2,644.15	982.19	103.18	879.01	351.47	66.01	285.46	1,479.68	-	1,479.68
Technology	8,954.47	25,945.27	(16,990.80)	7,030.96	-	7,030.96	1,273.00	-	1,273.00	650.51	25,945.27	(25,294.76)
Executive Admin	25,796.88	20,097.53	5,699.35	294.00	-	294.00	-	-	-	25,502.88	20,097.53	5,405.35
Business Office	7,046.83	422.60	6,624.23	1,177.72	-	1,177.72	-	-	-	5,869.11	422.60	5,446.51
Philanthropy	20,902.33	18,593.76	2,308.57	410.47	-	410.47	-	-	-	20,491.86	18,593.76	1,898.10
Institute	7,017.87	12,002.07	(4,984.20)	2,851.31	-	2,851.31	-	-	-	4,166.56	12,002.07	(7,835.51)
Subtotal- Admin and Other	72,531.72	77,230.42	(4,698.70)	12,746.65	103.18	12,643.47	1,624.47	66.01	1,558.46	58,160.60	77,061.23	(18,900.63)
Subtotal- Before Building	357,409.51	190,706.41	166,703.10	254,232.68	87,984.02	166,248.66	40,462.48	25,661.16	14,801.32	62,714.35	77,061.23	(14,346.88)
Building	172,712.81	166,742.44	5,970.37	111,174.07	100,585.40	10,588.67	56,543.75	59,923.26	(3,379.51)	4,994.99	6,233.78	(1,238.79)
Total	530,122.32	357,448.85	172,673.47	365,406.75	188,569.42	176,837.33	97,006.23	85,584.42	11,421.81	67,709.34	83,295.01	(15,585.67)

City Garden Montessori School

Facilities- Actual vs. Budget

03/31/2026

Supplies

	Totals			Elementary and Adolescent Education Center			Early Childhood Education Center			4202 Folsom and unallocated		
	Actual	Budget	Variance	Actual	Budget	Variance	Actual	Budget	Variance	Actual	Budget	Variance
Building Supplies	64,018.28	58,189.98	5,828.30	41,536.92	31,457.13	10,079.79	21,623.18	24,756.49	(3,133.31)	858.18	1,976.36	(1,118.18)
Electric	98,096.74	99,974.91	(1,878.17)	66,289.63	66,689.49	(399.86)	29,128.71	30,732.62	(1,603.91)	2,678.40	2,552.80	125.60
Natural Gas	10,597.79	8,577.55	2,020.24	3,347.52	2,438.78	908.74	5,791.86	4,434.15	1,357.71	1,458.41	1,704.61	(246.20)
Subtotal- Supplies	172,712.81	166,742.44	5,970.37	111,174.07	100,585.40	10,588.67	56,543.75	59,923.26	(3,379.51)	4,994.99	6,233.78	(1,238.79)

Rent and Services

Rent	511,910.19	495,366.00	16,544.19	244,437.19	242,625.00	1,812.19	267,473.00	252,741.00	14,732.00	-	-	-
Cleaning Services	125,940.50	97,424.61	28,515.89	72,004.00	65,720.44	6,283.56	40,886.50	28,410.23	12,476.27	13,050.00	3,293.94	9,756.06
Maintenance	76,653.96	78,908.25	(2,254.29)	(8,430.68)	52,272.15	(60,702.83)	27,219.01	24,165.64	3,053.37	57,865.63	2,470.46	55,395.18
Trash	15,534.73	10,787.65	4,747.08	8,439.61	4,529.17	3,910.44	6,435.26	5,435.00	1,000.26	659.86	823.49	(163.63)
Other Property Services	38,181.99	21,079.16	17,102.83	20,992.27	12,060.89	8,931.38	15,665.06	5,724.33	9,940.73	1,524.66	3,293.94	(1,769.28)
Property Insurance	3,316.00	56,435.01	(53,119.01)	-	28,030.16	(28,030.16)	3,316.00	23,590.63	(20,274.63)	-	4,814.22	(4,814.22)
Communications	19,055.76	17,451.55	1,604.21	7,273.22	4,117.43	3,155.80	4,859.33	8,393.21	(3,533.88)	6,923.21	4,940.91	1,982.30
Property Taxes	-	20,289.40	(20,289.40)	-	-	-	-	19,795.31	(19,795.31)	-	494.09	(494.09)
Subtotal- Rent and Services	790,593.13	797,741.63	(7,148.50)	344,715.61	409,355.23	(64,639.62)	365,854.16	368,255.36	(2,401.20)	80,023.36	20,131.04	59,892.32

Capital and Debt Service

Capital Spending	-	-	-	-	-	-	-	-	-	-	-	-
Interest- Cash	396,101.50	393,967.67	2,133.84	396,101.50	393,967.67	2,133.84	-	-	-	-	-	-
Interest- Amortization of Debt Cost	21,258.09	23,400.00	(2,141.91)	21,258.09	23,400.00	(2,141.91)	-	-	-	-	-	-
Depreciation	37,069.92	37,503.00	(433.08)	-	-	-	31,232.70	7,497.00	23,735.70	5,837.22	30,006.00	(24,168.78)
Subtotal- Capital and Debt Service	454,429.51	454,870.67	(441.15)	417,359.59	417,367.67	(8.07)	31,232.70	7,497.00	23,735.70	5,837.22	30,006.00	(24,168.78)

Total

1,417,735.45	1,419,354.74	(1,619.29)	873,249.27	927,308.29	(54,059.02)	453,630.61	435,675.62	17,954.99	90,855.57	56,370.82	34,484.75
---------------------	---------------------	-------------------	-------------------	-------------------	--------------------	-------------------	-------------------	------------------	------------------	------------------	------------------

City Garden Montessori Charter School Statement of Activity March 2026

	Total	
	Mar 2026	Jul 2025 - Mar 2026 (YTD)
Revenue		
5100001 Local Revenue		
5113001 Prop C,Local	65,053.81	585,057.06
5141001 Interest,Local	-654.13	775.92
5141901 Interest-4209 Project,Local	8,674.00	104,088.00
5179A01 Activity Fee- Athletics	40.00	930.00
5180001 Tuition-Pre K, Before/After Care		
5181011 After School Care,Local	13,234.92	107,744.32
5181021 Before School Care,Local	4,121.51	29,959.46
5182P01 Preschool Tuition,Local	42,007.45	364,093.65
5182P21 Preschool Tuition- Deposit,Local	7,380.00	13,918.95
Total 5180001 Tuition-Pre K, Before/After Care	\$ 66,743.88	\$ 515,716.38
5192011 Donations,Local Annual Fund	8,383.61	433,144.07
5198901 Other Income-Local	3,025.42	3,532.42
5151001 Student Food Sales,Local	1,472.60	29,599.25
5179001 Activity Fees ,Local		2,165.00
5179J01 Student Activity - JRH,Local	550.00	5,859.20
5188001 Facility Rental,Local		100.00
5198001 Other,Local	388.82	9,298.42
5198091 Misc Rev-Returned Check,Local	-1,185.00	-1,160.50
Total 5198901 Other Income-Local	\$ 4,251.84	\$ 49,393.79
Total 5100001 Local Revenue	\$ 152,493.01	\$ 1,689,105.22
5300003 State Revenue		
5311003 Basic Formula,State	820,566.00	6,118,786.88
5314003 ECSE- STATE	20,452.75	29,273.35
5319003 Classroom Trust,State	22,711.99	185,892.48
5333003 State Foodservice Revenue,State		32.19
5338003 MOQPK- Preschool State Funding		84,034.35
5397003 Charter School Closure Refund- State		375.00
Total 5300003 State Revenue	\$ 863,730.74	\$ 6,418,394.25
5400004 Federal Revenue		
5412004 Medicaid Revenue,Federal		47,363.43
5441004 Part B SPED,Federal	58,205.70	88,508.80
5445004 Lunch Program,Fed		91,662.50
5446004 Breakfast Program,Federal		19,730.38
5448004 Snack Program,Federal		3,239.21
5451004 Title I - Revenue,Federal	138,390.03	168,380.32
5461004 Title IV Revenue,Federal	9,847.97	11,837.16
5465004 Title II - Revenue, Federal	13,346.11	16,651.28
5497014 Federal Charter School Expansion		5,952.00
Total 5400004 Federal Revenue	\$ 219,789.81	\$ 453,325.08
Unapplied Cash Payment Revenue	-526.86	-960.07
Total Revenue	\$ 1,235,486.70	\$ 8,559,864.48
Gross Profit	\$ 1,235,486.70	\$ 8,559,864.48
Expenditures		

City Garden Montessori Charter School Statement of Activity March 2026

	Total	
	Mar 2026	Jul 2025 - Mar 2026 (YTD)
6100000 Salaries		
6110000 Certified Salaries		
6111001 FT Cert Salaries,Local	18,405.34	155,568.88
6111003 Full-Time Certified Salaries,State	169,189.30	1,535,547.09
6111004 FT Cert Salaries,Federal		13,344.00
6121003 Part-Time Certified Salaries,State	3,355.84	50,254.67
6121T03 Tutoring Wages.Certified.State	1,341.66	1,341.66
Total 6110000 Certified Salaries	\$ 192,292.14	\$ 1,756,056.30
6150000 Classified Salaries		
6151001 Classified Salaries,Local	19,833.29	150,484.63
6151003 Full-Time Classified Salaries,State	236,867.50	2,204,005.27
6161001 Part-time Classified Salaries,Local		1,453.22
6161003 Part-time Classified Salaries,State	13,526.77	162,104.88
Total 6150000 Classified Salaries	\$ 270,227.56	\$ 2,518,048.00
Total 6100000 Salaries	\$ 462,519.70	\$ 4,274,104.30
6200000 Employee Benefits		
6211001 Retirement- Teachers Local	2,983.96	19,794.12
6211003 Teachers' Retirement,State	26,591.60	220,671.50
6211004 Teachers' Retire,Federal		1,921.72
6221001 Employee Benefits;Non Teacher Retirement, Local	2,781.76	21,549.95
6221003 Non-Teacher Retirement,State	37,043.77	302,425.33
6231001 Social Security,Local	2,442.98	19,283.19
6231003 Social Security,State	25,898.21	241,956.67
6231004 Social Security,Federal		816.64
6232001 Medicare,Local	571.36	4,224.78
6232003 Medicare, State	6,056.82	56,819.09
6232004 Medicare, Federal		191.00
6241001 Employee Insurance,Local	6,374.36	49,427.96
6241003 Employee Insurance,State	59,536.12	511,109.48
6241004 Employee Insur,Federal		2,029.74
6241103 Employee Insurance-ded. Reimb Plan,State	318.50	8,751.00
6241T03 Employee Insurance- Term Empl,State		-2,094.00
6261003 Workers' Compensation,State		32,376.00
6271003 Unemployment Compensation,State		3,849.54
Total 6200000 Employee Benefits	\$ 170,599.44	\$ 1,495,103.71
6300000 Purchased Services		
6300B00 Purchase Service- Facilities		
6331003 Cleaning Services-State	16,170.00	125,940.50
6332003 Repairs & Maintenance,State	4,302.75	141,917.45
6332B23 HVAC Maintenance,State		-71,273.67
6332B33 Other Repairs & Maintenance,State		7,863.53
Total 6332003 Repairs & Maintenance,State	\$ 4,302.75	\$ 78,507.31
6332B13 Building Maintenance,State	211.00	3,671.65
6333003 Rent-Building,State	53,859.00	512,014.59
6339003 Other Property Services,State		9,948.00

City Garden Montessori Charter School Statement of Activity March 2026

	Total	
	Mar 2026	Jul 2025 - Mar 2026 (YTD)
6334003 Rental Equipment,State	960.42	10,587.96
6336003 Trash Removal,State	1,796.39	17,239.73
6339B13 Extermination,State	505.56	4,526.27
6339B23 Security,State	669.00	2,413.00
6339B33 Snow Removal,State		12,414.28
6339B43 Water/Sewer	1,392.09	8,870.44
Total 6339003 Other Property Services,State	\$ 5,323.46	\$ 65,999.68
6351003 Property Insurance,State		3,316.00
Total 6300B00 Purchase Service- Facilities	\$ 79,866.21	\$ 789,449.73
6300D00 Purchase Services- Development		
6319D11 Other Development Consulting/Design	7,743.94	48,171.90
6319D21 Development Consulting	4,848.75	54,380.00
6319D41 Website/Online Resources	219.00	3,583.98
6395001 Special Events,Local	852.75	6,861.41
6395DG1 Bloomarang, CC fees	275.34	4,243.10
6395DL1 Mid-Level Giving		152.71
Total 6395001 Special Events,Local	\$ 1,128.09	\$ 11,257.22
Total 6300D00 Purchase Services- Development	\$ 13,939.78	\$ 117,393.10
6300I00 Purchase Services- Instruction		
6311003 Professional Services,State	3,150.00	73,002.67
6311I23 Fab Fridays,State	500.00	500.00
6311I33 Online Learning Subscriptions,State		3,905.19
6311I43 NWEA/iReady Assesment,State		37,837.91
6311I53 Substitutes,State	9,402.43	215,239.65
6311I63 Summer School-State		1,700.81
6319I13 Student Information System		22,180.55
Total 6300I00 Purchase Services- Instruction	\$ 13,052.43	\$ 354,366.78
6300S00 Prof. Services- Support		
6319S13 Student Information Systems	372.00	2,904.43
6319S33 Data Managment and Reporting		30,000.00
6341S14 McKinney-Vento Student Transportation,Federal		2,851.66
6391F13 FoodService, State		-1,597.00
6391F14 Food Service,Federal	18,000.00	231,632.81
Total 6300S00 Prof. Services- Support	\$ 18,372.00	\$ 265,791.90
6300T00 Purchase Services- Training		
6312T13 Montessori Training,State	81.80	32,857.22
6312T23 Common Core Training,State		14,337.72
6312T33 Administrative Staff PD,State	231.00	13,788.55
6312T91 PD- Outside Facilitation,Local		6,850.00
Total 6300T00 Purchase Services- Training	\$ 312.80	\$ 67,833.49
6300X00 Purchase Services- Admin		
6315003 Audit,State		24,890.00
6317003 Legal,State	195.00	25,304.50
6319003 Other Professional Services,State	58,338.38	366,505.99
6352003 Liability Insurance,State	16,011.80	50,815.79

City Garden Montessori Charter School Statement of Activity March 2026

	Total	
	Mar 2026	Jul 2025 - Mar 2026 (YTD)
6361003 Communication,State	2,030.62	22,417.39
6362003 Advertising,State	155.00	155.00
6363003 Printintg & Copying,State		378.12
6371003 Dues & Memberships,State		23,456.28
6391003 Other Purchased Services,State	6,795.32	73,284.78
6343T91 Travel Expense to be Reimbursed		618.10
Total 6391003 Other Purchased Services,State	\$ 6,795.32	\$ 73,902.88
6392003 Admin Fees,State	1,398.25	9,625.43
Total 6300X00 Purchase Services- Admin	\$ 84,924.37	\$ 597,451.38
6312T43 Missouri Certification Training and Course Work		1,997.00
6312T94 Training Outside Facilitation, Federal		526.50
6319E03 Online other services	1,593.71	11,069.72
6341003 Transportation- Other Student, State		589.50
6341M03 Transportaion- McKinney-Vento,State	768.39	2,038.39
6343001 Travel,Local	94.00	19,368.78
6362E03 Advertising- Employee Recruitment	104.33	4,294.19
6362S03 Advertising for Student Recruitment	29.96	259.62
6391004 Professional Services, Federal	1,821.48	42,467.56
6391A03 HR IS Fees Zenefits/Trinet		10,442.00
6391A13 Payroll Service Fee Heartland	2,285.43	23,145.34
6391Y004 Consulting Fees, Federal		11,870.48
6392903 Admin Fees, 4209 Folsom Project, State		104.00
6397003 Scabies Costs		4,000.00
Total 6300000 Purchased Services	\$ 217,164.89	\$ 2,324,459.46
6312Y14 Montessori Training,Federal	5,025.00	12,475.00
6400000 Supplies & Materials		
6400B00 Supplies- Facilities		
6411B13 Building Supplies,State	16,876.65	56,784.89
6411B33 Other Supplies,State		615.79
6412003 Supplies- Tech Related,State	484.96	718.61
6481003 Electirc,State	9,369.64	98,096.74
6483003 Gas,State	2,491.62	10,597.79
Total 6400B00 Supplies- Facilities	\$ 29,222.87	\$ 166,813.82
6400I00 Supplies- Instruction		
6411003 General Supplies,State	4,121.43	47,722.33
6411i13F Food and Drink- Staff- Prin. Discretion	1,803.53	20,013.88
6411I33 Outdoor Ed/Stem Supplies,State	254.84	2,565.89
6411J13 Supplies-JH 1,State		1,341.17
6411J23 Supplies-JH 2,State		969.37
6411L13 Supplies-Lower EL 1,State		869.22
6411L23 Supplies-Lower EI 2,State		721.47
6411L33 Supplies-Lower EI 3,State		915.33
6411L83 Supplies-Lower EL 8, State	359.90	527.18
6411P33 Supplies-Primary 3,State		402.42
Total 6411003 General Supplies,State	\$ 6,539.70	\$ 76,048.26

City Garden Montessori Charter School Statement of Activity March 2026

	Total	
	Mar 2026	Jul 2025 - Mar 2026 (YTD)
6411I13 Instruction Supplies, State	556.21	43,200.61
6411I23 Physical Ed Supplies, State		889.14
6411I43 ESL Supplies for Instruction, State		381.57
6411i63 Supplies-Art, State	305.15	2,333.21
6411I73 Supplies for Chickens		597.54
6411I93 General Office	2,069.36	22,011.06
6411i93F Staff Food and Beverage-BOM	397.57	919.87
6411IR3 Curriculum, Furniture and Fixtures		26,607.65
6411J33 Supplies JH3	274.32	690.90
6411JS3 JH School Store, State		3,906.00
6411P11 Supplies & Materials Preschool, Local		451.85
6411P21 Supplies & Materials Preschool 2, Local		171.26
6411P31 Supplies & Materials Preschool 3, Local		49.34
6411P41 Supplies & Materials Preschool 4, Local	125.74	348.67
6411P51 Supplies & Materials Preschool 5, Local		67.41
6411P61 Supplies & Materials Preschool 6, Local	263.58	0.00
Total 6400I00 Supplies- Instruction	\$ 10,531.63	\$ 178,674.34
6400S00 Supplies- Support		
6411A11 Supplies- Before/Aftercare, Local	114.41	202.96
6411F14 Food Supplies, Federal	1,086.39	3,102.62
6411S13 Character Ed/Family Support, State	7.65	6,850.63
6411S21 Supplies/Childcare-Events		38.15
6411S33 Supplies Nautius		84.56
6411S43 Supplies/Outreach, State	481.75	6,158.72
6471003 Food Supplies, State	32.09	4,206.86
Total 6400S00 Supplies- Support	\$ 1,722.29	\$ 20,644.50
6400T00 Supplies- Training		
6411T13 Montessori Training Supplies, State		884.56
6411T23 Other Training Supplies		3,681.09
6411T33 Training-Staff Resources, State		1,008.66
Total 6400T00 Supplies- Training	\$ 0.00	\$ 5,574.31
6400X00 Supplies- Admin		
6411001 Supplies, Local		2,878.05
6411X13 Board Supplies and Materials, State		771.60
6411X23 Admin Office Supplies	245.67	10,939.11
6411X31 Staff/Board Winter Party		3,272.16
6411X33 Staff Appreciation		13,914.01
6491003 Other Supplies & Materials, State		409.49
Total 6400X00 Supplies- Admin	\$ 245.67	\$ 32,184.42
6411004 Supplies, Federal		891.47
6411a001 Accidental CC usage		418.21
6411A21 Supplies for After School Activities and Athletics	43.47	369.57
6411D11 Other Supplies-Development, Local	2,931.82	20,471.64
6411i83 Summer School Supplies		2,052.55
6411IC4 Supplies & Materials		1,039.12

City Garden Montessori Charter School Statement of Activity March 2026

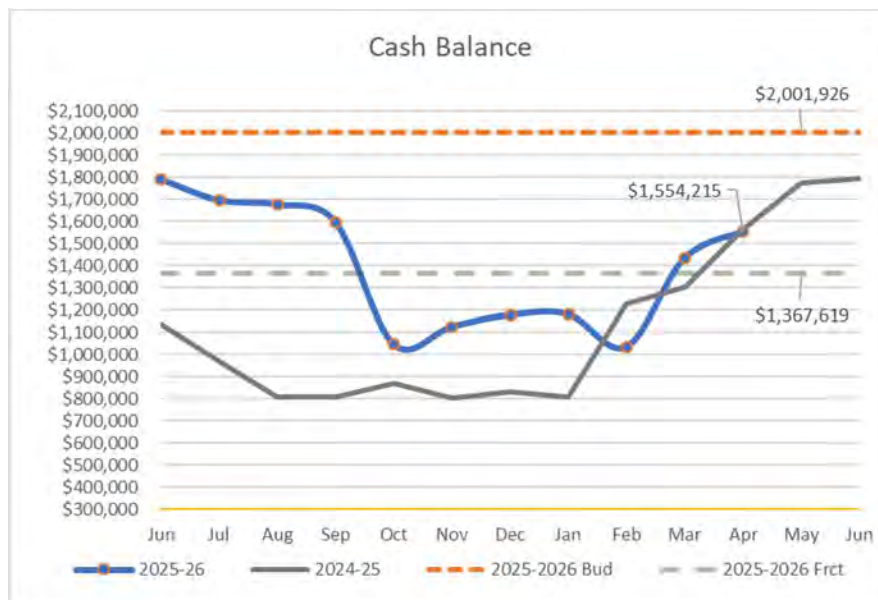
	Total	
	Mar 2026	Jul 2025 - Mar 2026 (YTD)
6411iM3 Music Supplies		1,508.76
6411iR4 Supplies & Materials-Startup, Federal		80,846.74
6411K13 Supplies- Kindergarten 1, State		235.40
6411K23 Supplies- Kindergarten 2, State		392.24
6411K33 Supplies- Kindergarten 3, State		856.44
6411L43 Supplies-Lower EL 4, State	280.00	697.98
6411L53 Supplies-Lower EL 5, State	280.00	280.00
6411L63 Supplies-Lower EL 6, State	280.00	1,152.83
6411L73 Supplies-Lower EL 7, State	263.58	273.23
6411U13 Supplies Upper EL 1, State	731.23	1,016.19
6411U23 Supplies-Upper EI 2, State	253.33	401.12
6411U33 Supplies-Upper EI 3, State	233.33	-926.44
6411u43 Supplies Upper EL 4, State	551.13	922.99
6411U53 Supplies Upper EI 5, State	353.34	804.12
6411U63 Supplies Upper EL 6, State	213.34	1,797.93
6411Y04 Supplies- Institute, Federal		1,500.00
6412004 Supplies Tech, Federal	59.00	9,228.84
Total 6400000 Supplies & Materials	\$ 48,196.03	\$ 530,122.32
6624901 Interest- 4209, Local	42,060.52	396,101.50
6624911 Interest-4209 Debt Cost, Local	2,362.01	21,258.09
QuickBooks Payments Fees		-2.60
Unapplied Cash Bill Payment Expenditure	0.00	-5,938.00
Total Expenditures	\$ 947,927.59	\$ 9,047,683.78
Net Operating Revenue	\$ 287,559.11	-\$ 487,819.30
Other Expenditures		
6999000 Depreciatioin	4,118.88	37,069.92
Total Other Expenditures	\$ 4,118.88	\$ 37,069.92
Net Other Revenue	-\$ 4,118.88	-\$ 37,069.92
Net Revenue	\$ 283,440.23	-\$ 524,889.22

Wednesday, Apr 29, 2026 03:27:58 PM GMT-7 - Cash Basis

City Garden Montessori School
 Notes Accompanying Financial Statements
 April 30, 2026

The period ending April 30, 2026 had a cash balance of \$1,554,215. This is a decrease of \$356,033 from June 30, 2025 and an increase of \$118,600 from March 30, 2026.

Part of the increase in cash balance was due to the timing of retirement payments, which were made in early May for \$227.3K. Had this payment been made at the end of April, cash balance would have been \$1,326,934.



Highlights of Financial Statements and Budget:

Revenue:

- State below budget by \$421.3K due to SLPS data issue and City Garden enrollment below budget by 24 students. Perm.
- Prop C under budget by \$4.1K due to timing.
- Federal under budget by \$68.1K due to timing
- Philanthropy under budget \$63.9K due to timing of donation receipts.
- PreK Tuition over budget by \$17.9K due to timing of tuition receipts.
-

Expenses:

- Salary under budget by \$284.1K due to open positions and timing of hiring some 12 month roles.
- Benefits under budget by \$98.4K due to timing of benefit payments.
- Purchase Services over budget by \$174.1K due to timing of substitute invoice payment, continued substitute costs, and timing strategic plan payments.
- Supplies over by \$163.0K due to purchases for opening of new classrooms(perm) and beginning of the year spending (timing).
- Facilities over by \$11.3K due to timing of maintenance and rent payments.
- Capital/Debt service under budget by \$0.2K due to timing of interest payments.

Enrollment and Attendance as of 4/30:

- Charter Enrollment was 511, which is 30 below budget of 541.
- Charter Attendance was 93.48% which is 0.02% below budget of 93.5%

Actual and Budget

Revenue				
Source	Actual April 2025 YTD	Actual April 2026 YTD	Budget 25-26 YTD	Variance to Budget
State	\$ 6,283,468	\$ 7,233,168	\$ 7,654,465	\$ (421,297)
Federal	908,608	475,458	543,557	(68,099)
Prop C	629,277	650,064	654,167	(4,103)
Annual Fund Philanthropy	217,997	536,134	600,000	(63,866)
Restricted/Capital Philanthropy	574,110	-	-	-
Preschool Tuition	462,539	419,871	402,000	17,871
Other	340,535	315,245	294,097	21,148
Total	\$ 9,416,534	\$ 9,629,941	\$ 10,148,286	\$ (518,345)

Expenses

Category	Actual April 2025 YTD	Actual April 2026 YTD	Budget 25-26 YTD	Variance to Budget
Salaries	\$ 4,359,416	\$ 4,745,317	\$ 5,029,388	\$ (284,071)
Benefits	1,462,275	1,671,940	1,770,345	(98,405)
Purchased Services	1,281,905	1,724,736	1,550,673	174,063
Supplies	400,316	373,436	210,487	162,950
Occupancy	1,084,366	1,082,979	1,071,649	11,330
Capital/Debt Services	537,921	502,971	505,412	(2,441)
Total	\$ 9,126,200	\$ 10,101,379	\$ 10,137,953	\$ (36,575)
Net Income\Loss	\$ 290,335	\$ (471,438)	\$ 10,333	\$ (481,771)

Financial Health Check

Category	FY 23-24	FY 24-25	Actual April 2026 YTD	Budget FY 25-26
Ending Cash Fund Balance	\$ 1,138,259	\$ 1,791,648	\$ 1,554,215	\$ 1,920,726
Cash Days on Hand*	39	57	45	56
State Reimbursement per Comb WADA and WAM	\$ 11,994	\$ 14,699	\$ 14,850	\$ 15,075
Revenue per Student*	\$ 18,152	\$ 20,006	\$ 15,997	\$ 19,493
Cost per Student*	\$ 17,747	\$ 19,435	\$ 16,780	\$ 19,291
Excess/(Deficit) Per Student	\$ 405	\$ 571	\$ (783)	\$ 201

Accountability Plan

202-23

Measure	FY 24-25	YTD April 2026	Budget FY-25-26	Measure Met?
Debt to Asset Ratio < 0.9	0.82	0.84	0.82	Yes
Enrollment Variance >= 95%	93.2%	93.9%	93.9%	No
Fund Balance >= 10% Unrestricted	16.0%	12.6%	10.7%	Yes

Annual Trends

Revenue				
Source	Actual FY 23-24	Actual FY 24-25	Forecast FY 25-26	Budget FY 25-26
State	\$ 6,208,853	\$ 7,547,011	\$ 8,575,000	\$ 9,222,558
Federal	980,074	1,125,687	770,768	757,600
Prop C	552,361	726,475	780,300	785,000
Annual Fund Philanthropy	825,930	789,396	1,025,000	962,947
Restricted/Capital Philanthropy	1,009,490	561,860	-	-
Preschool Tuition	573,039	494,764	433,050	544,950
Other	324,224	358,239	368,600	221,700
Total Revenue	\$ 10,473,971	\$ 11,603,432	\$ 11,952,718	\$ 12,494,755

Expenses

Category	Actual FY 23-24	Actual FY 24-25	Forecast FY 25-26	Budget FY 25-26
Salaries	\$ 5,032,529	\$ 5,324,856	\$ 5,925,175	\$ 6,188,562
Benefits	1,702,215	1,763,641	2,113,373	2,178,373
Purchased Services	1,351,495	1,843,410	2,036,226	1,856,226
Supplies	360,212	469,540	436,047	250,047
Occupancy	1,126,711	1,261,250	1,305,979	1,285,979
Capital Outlay/Debt Services	667,818	609,611	596,490	606,490
Total Expenses	\$ 10,240,980	\$ 11,272,308	\$ 12,413,290	\$ 12,365,677
Net Income\Loss	\$ 232,991	\$ 331,124	\$ (460,572)	\$ 129,078

School Stats

Category	FY 23-24	FY 24-25	April 2026	FY25-26 Budget
Charter School Enrollment	450	482	511	541
Pre-School Enrollment	118	98	91	100
Average Daily Attendance - Charter # / %	415.0639 / 92.2%	454.8339 / 93.2%	479.9 / 93.48%	506 / 93.5%
Free & Reduced Lunch Count - Charter	223	239	276	271
Free & Reduced Lunch % - Charter	50%	50%	54%	50%
<small>new 2023/2023 - combined weighted average daily attendance and Weighted Average Membership</small>	483.30	532.57	582.4508 **	606.6

** Per current Payment

Points to Note- April

State below budget due to SLPS Data issue and reduced per student amount and lower than budgeted enrollment
Philanthropy and Federal below budget due to timing of receipts
Prek Tuition over budget due to timing.
Wage and Benefits under budget due to open positions and timing of hiring
Service over due to timing of 24-25 bill payments, substitutes, and timing of Strat plan prof fees
Supplies over due to timing of remaining purchases for two additional classrooms.

**City Garden Montessori School
2025-2026 Forecast**

	6/30/25 Budget	Adjustments	1/22/2026 Forecast	
Prop C	785,000	(4,700)	780,300	Adust for current trend
Interest	104,000	-	104,000	
Student Food Sales	45,800	-	45,800	
Student Activity - JRH	17,500	(10,000)	7,500	
Student Activity-Club/Athletics	2,800	-	2,800	
Student Activity-Field Trips	26,000	(20,000)	6,000	
Facility Rental	-	-	-	
Donations	962,947	62,053	1,025,000	
Donations-Restricted Capacity	-	-	-	
Donations-Restricted Debt Service	-	-	-	
Preschool Tuition	418,050	15,000	433,050	
After Care Tuition	92,300	45,000	137,300	
Before Care Tuition	34,600	5,000	39,600	
Institute Tuition	15,600	-	15,600	
Other	10,000	-	10,000	
Total Local Revenue	2,514,597	92,353	2,606,950	
State Basic Formula/CTF	9,222,558	(647,558)	8,575,000	Enrollment in Charter down 25 WADA from Budget
Medicaid Admin Billing	72,100	50,263	122,363	Timing of Medicaid Reimb
CARES Act	-	-	-	
Preschool Expansion Grant	-	-	-	
Federal Grant	-	-	-	
Special Ed Part B	155,900	(21,438)	134,462	Adj to final allocation
Special Ed Early Childhood	70,000	-	70,000	
Special Ed- High Needs	-	-	-	
Lunch Program	154,000	-	154,000	
Breakfast Program	34,000	-	34,000	
Snack Program	14,000	(11,000)	3,000	
Other Federal	-	-	-	
Consolidated Federal Funds	257,600	(4,657)	252,943	Adj to final allocation
Federal Revenue	757,600	13,168	770,768	
Total Revenue	12,494,755	(542,037)	11,952,718	
Salaries	6,188,562	(263,387)	5,925,175	
Benefits	2,178,373	(65,000)	2,113,373	
Supplies	250,047	186,000	436,047	Fed Expansion Grant Spending timing
Services	1,856,226	180,000	2,036,226	Substitute to fill open positions, hiring/recruiting cont
Occupancy	1,285,979	20,000	1,305,979	
Capital	-	-	-	
Interest-Cash	525,290	(10,000)	515,290	
Interest-Amort of Debt Cost	31,200	-	31,200	
Depreciation	50,000	-	50,000	
Total Expenses	12,365,677	47,613	12,413,290	
Surplus Deficit	129,078	(589,650)	(460,572)	
Cash Beginning Balance	1,779,216		1,779,216	
Surplus Deficit	129,078		(460,572)	
Add back Depreciatin	50,000		50,000	
Add back Amortization	31,200		31,200	
Cash from Deal				
Cash Ending Balance	1,989,494	-	1,399,844	
Fund Balance %	16%		11.3%	

City Garden Montessori Charter School Statement of Financial Position

As of April 30, 2026

	Total	
	As of Apr 30, 2026	As of Apr 30, 2025 (PY)
ASSETS		
Current Assets		
Bank Accounts		
1000 Cash on Hand	200	200
1113 Simmons Operating 9865	1,199,481	1,212,886
1115 US Bank 1830	1,352	1,362
1118 Simmons-4200 Folsom 9012	4,683	4,743
1120 Simmons- MM 8644	202,657	202,656
1122 Simmons- Junior High 8636	16,775	14,617
1130 USB Blocked Account FBO IFF-3851	2,698	3,958
1149 Edward Jones Investment 0317	126,369	116,121
Total Bank Accounts	\$ 1,554,215	\$ 1,556,543
Other Current Assets		
1199 Undeposited Funds	16,007	8,488
1205 Note Receivable	10,408,800	10,408,800
1210 Accrued Interest Receivable	0	8,674
1215 Due to/From 4209 Folsom Owner	20,999	139,939
1216 Due to/From 4209 Folsom Prime Tenant	707	501
1217 Due To/From 4209 Managing Member	96	24,585
1230 Debt Issuance Costs	180,259	211,859
1231 Accumulated Amortization-Debt Issuance Costs	(125,933)	(129,188)
1245 Investment in 4209 Folsom Managing Member, LLC	2,668,639	2,668,639
Total Other Current Assets	\$ 13,169,574	\$ 13,342,296
Total Current Assets	\$ 14,723,789	\$ 14,898,839
Fixed Assets		
1511 Fixed Assets- Land	50,000	50,000
1521 Fixed Assets- Building	233,487	233,487
1531 Leasehold Improvements	475,268	475,268
1539 Accum. Depreciation- Leasehold Improvements	(345,601)	(296,174)
Total Fixed Assets	\$ 413,154	\$ 462,580
TOTAL ASSETS	\$ 15,136,942	\$ 15,361,419
LIABILITIES AND EQUITY		
Liabilities		
2155 Ramp Card	(1,322)	156
Total Credit Cards	\$ (1,322)	\$ (20)
Total 2200 Payroll Clearing	\$ 240,247	\$ 2,282
2240 Other Current Liabilities	8,309	12,500
2242 Accrued Rent Payable	22,498	77,557
2245 Accrued Interest Payable	129,693	97,238
Total Other Current Liabilities	\$ 400,747	\$ 189,577
Total Current Liabilities	\$ 399,425	\$ 189,557
Long-Term Liabilities		
2130 Note Payable-IFF Source Loan	7,160,853	7,160,853
2132 Note Payable-4209 Folsom Mngng Mbr-State Source Loan	2,136,418	2,136,418
2133 Note Payable 4209 Prime Tenant- Fed Source Loan	1,483,302	1,483,302
2134 Note Payable-IFF Close-Out Loan	1,875,000	1,875,000
Total Long-Term Liabilities	\$ 12,655,573	\$ 12,655,573
Total Liabilities	\$ 13,054,998	\$ 12,845,130
Equity		
3111 Fund Balance	1,675,923	1,354,313
3119 Fund Balance- 4209 Project	889,934	908,296
Net Revenue	(483,913)	253,680
Total Equity	\$ 2,081,945	\$ 2,516,289
TOTAL LIABILITIES AND EQUITY	\$ 15,136,942	\$ 15,361,419

Tuesday, May 12, 2026 10:14:27 AM GMT-7 - Cash Basis

City Garden Montessori

Revenue -Actual vs. Budget

2025-2026

04/30/2026

	April			April YTD			Notes
	Actual	Budget	Variance	Actual	Budget	Variance	
Prop C	65,007	65,417	(410)	650,064	654,167	(4,103)	
Interest	2	8,667	(8,665)	104,866	86,667	18,199	
Student Food Sales	5,608	4,580	1,028	35,207	41,220	(6,013)	
Student Activity - JRH	-	-	-	5,859	12,000	(6,141)	
Student Activity-Club/Athletics	-	200	(200)	930	5,197	(4,267)	
Student Activity-Field Trips	599	-	599	2,764	26,000	(23,236)	Likely perm.
Facility Rental	-	-	-	-	-	-	
Donations	102,990	100,000	2,990	536,134	600,000	(63,866)	Timing
Donations-Restricted Capacity	-	-	-	-	-	-	
Preschool Tuition	42,821	35,000	7,821	419,871	402,000	17,871	Timing of Tuition payments
After Care Tuition	11,149	9,230	1,919	118,919	73,840	45,079	
Before Care Tuition	3,497	2,800	697	33,434	25,840	7,594	
Institute Tuition	-	5,000	(5,000)	-	15,000	(15,000)	
Other	1,496	833	663	13,266	8,333	4,933	
Total Local Revenue	233,169	231,727	1,442	1,921,314	1,950,264	(28,950)	
State Basic Formula/CTF	814,774	785,547	29,227	7,233,168	7,654,465	(421,297)	SLPS Data issue causing lower per student amount.
Medicaid Admin Billing	22,133	-	22,133	69,497	31,500	37,997	Perm.
CARES Act	-	-	-	-	-	-	
Preschool Expansion Grant	-	-	-	-	-	-	
Federal Grant	-	-	-	5,952	-	5,952	Timing
Special Ed Part B	-	-	-	88,509	129,917	(41,408)	Timing
Special Ed Early Childhood	-	8,750	(8,750)	-	52,500	(52,500)	Timing
Lunch Program	-	15,111	(15,111)	91,663	123,778	(32,116)	Timing
Breakfast Program	-	3,133	(3,133)	19,730	27,733	(8,003)	Timing
Snack Program	-	1,315	(1,315)	3,239	11,370	(8,131)	Timing
Other Federal	-	-	-	-	-	-	
Consolidated Federal Funds	-	23,418	(23,418)	196,869	166,759	30,110	Timing
Federal Revenue	22,133	51,727	(29,594)	475,458	543,557	(68,099)	
Total Revenue	1,070,076	1,069,001	1,075	9,629,941	10,148,286	(518,345)	

City Garden Montessori School

Wage and FTE Summary

04/30/2026

	2025-2026 Actual		2025-2026 Budget	Variance Over/(Under) Bud
	Wages	FTE	Wages	Wages
Lead Guide	\$ 1,074,019	21.0	\$ 1,247,649	\$ (173,630)
Assistant Guide	698,843	21.3	647,883	50,960
Other Instruction	366,299	8.0	368,817	(2,518)
School Support	416,475	11.4	380,283	36,192
SPED Instruction	293,758	5.2	310,584	(16,825)
SPED Support	297,150	6.0	204,256	92,894
Instruction	\$ 2,555,635	61.7	\$ 2,644,632	\$ (88,997)
Before/After Care	\$ 13,681	0.9	\$ 62,597	\$ (48,916)
Network Admin	858,938	13.0	962,650	(103,711)
School Admin	643,188	11.3	748,172	(104,984)
Summer School	82,967	-	96,499	(13,532)
Total Wages	\$ 4,745,317	98.0	\$ 5,029,388	\$ (284,071)
Benefits	1,671,940		1,770,345	\$ (98,405)
Wages and Benefits	\$ 6,417,256		\$ 6,799,733	\$ (382,477)

City Garden Montessori School

Services- Actual vs. Budget

04/30/2026

Cost Center

Instruction

	Totals			Elementary and Adolescent Education Center			Early Childhood Education Center			4202 Folsom and unallocated		
	Actual	Budget	Variance	Actual	Budget	Variance	Actual	Budget	Variance	Actual	Budget	Variance
Elementary Instruction	322,079.04	131,536.00	190,543.04	196,793.02	90,447.50	106,345.52	124,643.52	41,088.50	83,555.02	642.50	-	642.50
JH Instruction	32,370.21	4,641.67	27,728.54	32,370.21	4,641.67	27,728.54	-	-	-	-	-	-
Preschool Instruction	-	8,540.83	(8,540.83)	-	-	-	-	8,540.83	(8,540.83)	-	-	-
Summer School	32,398.50	8,447.50	23,951.00	14,899.78	5,662.50	9,237.28	17,498.72	2,785.00	14,713.72	-	-	-
SPED	110,869.59	142,206.67	(31,337.08)	72,320.53	106,489.17	(34,168.64)	37,549.06	35,717.50	1,831.56	1,000.00	-	1,000.00
Reading and other Instruction	-	185.83	(185.83)	-	185.83	(185.83)	-	-	-	-	-	-
Subtotal- Instruction	497,717.34	295,558.50	202,158.84	316,383.54	207,426.67	108,956.87	179,691.30	88,131.83	91,559.47	1,642.50	-	1,642.50

Student and Family Support

Principal	1,504.20	25,389.17	(23,884.97)	1,476.21	19,819.17	(18,342.96)	27.99	5,570.00	(5,542.01)	-	-	-
Student Support	82,888.28	105,640.83	(22,752.55)	40,332.04	94,446.67	(54,114.63)	24,868.24	11,194.17	13,674.07	17,688.00	-	17,688.00
Nurse	4,472.50	55,361.67	(50,889.17)	472.50	35,367.50	(34,895.00)	-	19,994.17	(19,994.17)	4,000.00	-	4,000.00
Parental Support	1,972.73	6,896.67	(4,923.94)	1,486.23	2,520.00	(1,033.77)	-	4,376.67	(4,376.67)	486.50	-	486.50
Before/Aftercare	27,632.03	1,786.67	25,845.36	27,632.03	893.33	26,738.70	-	893.33	(893.33)	-	-	-
Student Activities and Athletics	11,515.00	9,282.50	2,232.50	11,515.00	9,282.50	2,232.50	-	-	-	-	-	-
Transportation	4,840.05	-	4,840.05	4,840.05	-	4,840.05	-	-	-	-	-	-
Food	262,527.52	194,479.17	68,048.35	172,552.45	115,579.17	56,973.28	89,963.07	78,900.00	11,063.07	12.00	-	12.00
Subtotal- Student and Family Sup.	397,352.31	398,836.67	(1,484.36)	260,306.51	277,908.33	(17,601.82)	114,859.30	120,928.33	(6,069.03)	22,186.50	-	22,186.50

Admin and Other

Professional Development	93,283.63	120,686.67	(27,403.04)	51,294.70	105,170.00	(53,875.30)	8,592.39	15,516.67	(6,924.28)	33,396.54	-	33,396.54
Technology	80,060.70	74,263.33	5,797.37	52,696.50	50,127.50	2,569.00	20,000.00	24,135.83	(4,135.83)	7,364.20	-	7,364.20
Executive Admin	351,209.25	483,925.33	(132,716.08)	22,477.00	-	22,477.00	724.63	-	724.63	328,007.62	483,925.33	(155,917.71)
Business Office	152,192.31	56,836.67	95,355.64	8,444.89	-	8,444.89	1,035.95	-	1,035.95	142,711.47	56,836.67	85,874.80
Philanthropy	142,088.69	42,715.00	99,373.69	6,725.42	-	6,725.42	-	-	-	135,363.27	42,715.00	92,648.27
Institute	23,451.94	47,210.00	(23,758.06)	11,226.85	-	11,226.85	-	-	-	12,225.09	47,210.00	(34,984.91)
Subtotal- Admin and Other	842,286.52	825,637.00	16,649.52	152,865.36	155,297.50	(2,432.14)	30,352.97	39,652.50	(9,299.53)	659,068.19	630,687.00	28,381.19

Subtotal- Before Building	1,737,356.17	1,520,032.17	217,324.00	729,555.41	640,632.50	88,922.91	324,903.57	248,712.67	76,190.90	682,897.19	630,687.00	52,210.19
----------------------------------	---------------------	---------------------	-------------------	-------------------	-------------------	------------------	-------------------	-------------------	------------------	-------------------	-------------------	------------------

Building	902,643.95	886,379.59	16,264.36	376,101.09	454,839.15	(78,738.06)	408,328.97	409,172.62	(843.65)	118,213.89	22,367.82	95,846.07
-----------------	------------	------------	-----------	------------	------------	-------------	------------	------------	----------	------------	-----------	-----------

Total	2,640,000.12	2,406,411.76	233,588.36	1,105,656.50	1,095,471.65	99,107.77	733,232.54	657,885.29	151,538.16	801,111.08	653,054.82	200,266.45
--------------	---------------------	---------------------	-------------------	---------------------	---------------------	------------------	-------------------	-------------------	-------------------	-------------------	-------------------	-------------------

City Garden Montessori School

Supplies- Actual vs. Budget

04/30/2026

Cost Center

Instruction

Elementary Instruction

JH Instruction

Preschool Instruction

Summer School

SPED

Reading and other Instruction

Subtotal- Instruction

Student and Family Support

Principal

Student Support

Nurse

Parental Support

Before/Aftercare

Student Activities and Athletics

Transportation

Food

Subtotal- Student and Family Sup.

Admin and Other

Professionnal Development

Technology

Executive Admin

Business Office

Philanthropy

Institute

Subtotal- Admin and Other

Subtotal- Before Building

Building

Total

	Totals			Elementary and Adolecent Education Center			Early Childhood Education Center			4202 Folsom and unallocated		
	Actual	Budget	Variance	Actual	Budget	Variance	Actual	Budget	Variance	Actual	Budget	Variance
Elementary Instruction	205,944.81	61,661.81	144,283.00	181,152.11	52,046.93	129,105.18	23,240.61	9,614.88	13,625.73	1,552.09	-	1,552.09
JH Instruction	7,212.14	4,486.84	2,725.30	7,161.74	4,486.84	2,674.90	50.40	-	50.40	-	-	-
Preschool Instruction	1,790.19	3,480.76	(1,690.57)	-	-	-	2,303.77	3,480.76	(1,176.99)	(513.58)	-	(513.58)
Summer School	1,954.85	-	1,954.85	1,083.67	-	1,083.67	871.18	-	871.18	-	-	-
SPED	6,882.10	1,655.63	5,226.47	4,302.79	1,095.08	3,207.71	2,579.31	560.55	2,018.76	-	-	-
Reading and other Instruction	3,530.43	1,121.93	2,408.50	3,530.43	1,121.93	2,408.50	-	-	-	-	-	-
Subtotal- Instruction	227,314.52	72,406.96	154,907.56	197,230.74	58,750.77	138,479.97	29,045.27	13,656.19	15,389.08	1,038.51	-	1,038.51
Student and Family Support												
Principal	32,485.25	18,508.10	13,977.15	21,843.49	11,216.80	10,626.69	10,641.76	7,291.30	3,350.46	-	-	-
Student Support	8,126.68	467.40	7,659.28	2,173.78	467.40	1,706.38	850.45	-	850.45	5,102.45	-	5,102.45
Nurse	639.96	1,368.64	(728.68)	434.62	912.15	(477.53)	205.34	456.49	(251.15)	-	-	-
Parental Support	7,135.26	7,214.10	(78.84)	4,846.47	4,589.26	257.21	1,132.00	2,624.83	(1,492.83)	1,156.79	-	1,156.79
Before/Aftercare	19,933.25	924.73	19,008.52	19,844.70	466.56	19,378.14	88.55	458.17	(369.62)	-	-	-
Student Activities and Athletics	1,196.93	9,481.46	(8,284.53)	1,200.93	9,481.46	(8,280.53)	-	-	-	(4.00)	-	(4.00)
Transportation	-	-	-	-	-	-	-	-	-	-	-	-
Food	9,002.56	15,133.92	(6,131.36)	6,773.32	11,312.47	(4,539.15)	2,229.24	3,821.45	(1,592.21)	-	-	-
Subtotal- Student and Family Sup.	78,519.89	53,098.35	25,421.54	57,117.31	38,446.10	18,671.21	15,147.34	14,652.25	495.09	6,255.24	-	6,255.24
Admin and Other												
Professionnal Development	2,813.34	187.13	2,626.21	982.19	114.12	868.07	351.47	73.01	278.46	1,479.68	-	1,479.68
Technology	1,864.71	28,259.52	(26,394.81)	7,030.96	-	7,030.96	1,273.00	-	1,273.00	(6,439.25)	28,259.52	(34,698.77)
Executive Admin	27,104.71	22,228.02	4,876.69	294.00	-	294.00	-	-	-	26,810.71	22,228.02	4,582.69
Business Office	7,759.63	467.40	7,292.23	1,285.32	-	1,285.32	42.34	-	42.34	6,431.97	467.40	5,964.57
Philanthropy	24,255.69	20,564.84	3,690.85	410.47	-	410.47	-	-	-	23,845.22	20,564.84	3,280.38
Institute	7,142.87	13,274.38	(6,131.51)	2,851.31	-	2,851.31	-	-	-	4,291.56	13,274.38	(8,982.82)
Subtotal- Admin and Other	70,940.95	84,981.28	(14,040.33)	12,854.25	114.12	12,740.13	1,666.81	73.01	1,593.80	56,419.89	84,794.15	(28,374.26)
Subtotal- Before Building	376,775.36	210,486.59	166,288.77	267,202.30	97,311.00	169,891.30	45,859.42	28,381.44	17,477.98	63,713.64	84,794.15	(21,080.51)
Building	180,335.03	185,269.38	(4,934.35)	116,177.79	111,761.55	4,416.24	58,963.20	66,581.40	(7,618.20)	5,194.04	6,926.42	(1,732.38)
Total	557,110.39	395,755.97	161,354.42	383,380.09	209,072.55	174,307.54	104,822.62	94,962.84	9,859.78	68,907.68	91,720.57	(22,812.89)

City Garden Montessori School

Facilities- Actual vs. Budget

04/30/2026

Supplies

	Totals			Elementary and Adolescent Education Center			Early Childhood Education Center			4202 Folsom and unallocated		
	Actual	Budget	Variance	Actual	Budget	Variance	Actual	Budget	Variance	Actual	Budget	Variance
Building Supplies	64,474.34	64,655.54	(181.20)	41,886.92	34,952.36	6,934.56	21,692.31	27,507.21	(5,814.90)	895.11	2,195.96	(1,300.85)
Electric	105,262.90	111,083.23	(5,820.33)	70,943.35	74,099.43	(3,156.08)	31,479.03	34,147.35	(2,668.32)	2,840.52	2,836.45	4.07
Natural Gas	10,597.79	9,530.61	1,067.18	3,347.52	2,709.76	637.76	5,791.86	4,926.83	865.03	1,458.41	1,894.02	(435.61)
Subtotal- Supplies	180,335.03	185,269.38	(4,934.35)	116,177.79	111,761.55	4,416.24	58,963.20	66,581.40	(7,618.20)	5,194.04	6,926.42	(1,732.38)

Rent and Services

Rent	568,009.19	550,406.67	17,602.52	267,103.19	269,583.33	(2,480.14)	300,906.00	280,823.33	20,082.67	-	-	-
Cleaning Services	136,649.77	108,249.57	28,400.20	78,036.00	73,022.71	5,013.29	45,563.77	31,566.93	13,996.85	13,050.00	3,659.93	9,390.07
Maintenance	79,512.73	87,675.83	(8,163.10)	(8,430.68)	58,080.17	(66,510.85)	30,077.78	26,850.71	3,227.07	57,865.63	2,744.95	55,120.68
Trash	17,297.16	11,986.28	5,310.88	9,404.31	5,032.41	4,371.90	7,153.01	6,038.89	1,114.12	739.84	914.98	(175.14)
Other Property Services	39,534.99	23,421.29	16,113.70	22,057.25	13,400.99	8,656.26	15,953.08	6,360.37	9,592.71	1,524.66	3,659.93	(2,135.27)
Property Insurance	40,763.95	62,705.57	(21,941.62)	-	31,144.63	(31,144.63)	3,316.00	26,211.81	(22,895.81)	37,447.95	5,349.13	32,098.82
Communications	20,876.16	19,390.61	1,485.55	7,931.02	4,574.92	3,356.10	5,359.33	9,325.79	(3,966.46)	7,585.81	5,489.90	2,095.91
Property Taxes	-	22,543.78	(22,543.78)	-	-	-	-	21,994.79	(21,994.79)	-	548.99	(548.99)
Subtotal- Rent and Services	902,643.95	886,379.59	16,264.36	376,101.09	454,839.15	(78,738.06)	408,328.97	409,172.62	(843.65)	118,213.89	22,367.82	95,846.07

Capital and Debt Service

Capital Spending	-	-	-	-	-	-	-	-	-	-	-	-
Interest- Cash	438,162.02	437,741.85	420.17	438,162.02	437,741.85	420.17	-	-	-	-	-	-
Interest- Amortization of Debt Cost	23,620.10	26,000.00	(2,379.90)	23,620.10	26,000.00	(2,379.90)	-	-	-	-	-	-
Depreciation	41,188.80	41,670.00	(481.20)	-	-	-	34,703.00	8,330.00	26,373.00	6,485.80	33,340.00	(26,854.20)
Subtotal- Capital and Debt Service	502,970.92	505,411.85	(2,440.93)	461,782.12	463,741.85	(1,959.73)	34,703.00	8,330.00	26,373.00	6,485.80	33,340.00	(26,854.20)

Total

1,585,949.90	1,577,060.82	8,889.08	954,061.00	1,030,342.55	(76,281.55)	501,995.17	484,084.02	17,911.15	129,893.73	62,634.25	67,259.48
---------------------	---------------------	-----------------	-------------------	---------------------	--------------------	-------------------	-------------------	------------------	-------------------	------------------	------------------

City Garden Montessori Charter School Statement of Activity April 2026

	Total	
	Apr 2026	Jul 2025 - Apr 2026 (YTD)
Revenue		
5100001 Local Revenue		
5113001 Prop C,Local	65,007.22	650,064.28
5141001 Interest,Local	1.67	777.59
5141901 Interest-4209 Project,Local		104,088.00
5179A01 Activity Fee- Athletics		930.00
5180001 Tuition-Pre K, Before/After Care		
5181011 After School Care,Local	11,149.45	118,919.02
5181021 Before School Care,Local	3,496.70	33,433.81
5182P01 Preschool Tuition,Local	13,009.57	377,113.57
5182P21 Preschool Tuition- Deposit,Local	30,282.00	44,200.95
Total 5180001 Tuition-Pre K, Before/After Care	\$ 57,937.72	\$ 573,667.35
5192011 Donations,Local Annual Fund	102,990.22	536,134.29
5198901 Other Income-Local	56.00	3,588.42
5151001 Student Food Sales,Local	5,607.65	35,206.90
5179001 Activity Fees ,Local	599.30	2,764.30
5179J01 Student Activity - JRH,Local		5,859.20
5188001 Facility Rental,Local		100.00
5198001 Other,Local	254.81	9,553.23
5198091 Misc Rev-Returned Check,Local	1,185.00	24.50
Total 5198901 Other Income-Local	\$ 7,702.76	\$ 57,096.55
Total 5100001 Local Revenue	\$ 233,639.59	\$ 1,922,758.06
5300003 State Revenue		
5311003 Basic Formula,State	689,340.00	6,808,126.88
5314003 ECSE- STATE	20,452.75	49,726.10
5319003 Classroom Trust,State	20,821.77	206,714.25
5333003 State Foodservice Revenue,State		32.19
5338003 MOQPK- Preschool State Funding	84,034.35	168,068.70
5397003 Charter School Closure Refund- State	125.00	500.00
Total 5300003 State Revenue	\$ 814,773.87	\$ 7,233,168.12
5400004 Federal Revenue		
5412004 Medicaid Revenue,Federal	22,133.14	69,496.57
5441004 Part B SPED,Federal		88,508.80
5445004 Lunch Program,Fed		91,662.50
5446004 Breakfast Program,Federal		19,730.38
5448004 Snack Program,Federal		3,239.21
5451004 Title I - Revenue,Federal		168,380.32
5461004 Title IV Revenue,Federal		11,837.16
5465004 Title II - Revenue, Federal		16,651.28
5497014 Federal Charter School Expansion		5,952.00
Total 5400004 Federal Revenue	\$ 22,133.14	\$ 475,458.22
Unapplied Cash Payment Revenue	-470.55	-1,443.87
Total Revenue	\$ 1,070,076.05	\$ 9,629,940.53
Gross Profit	\$ 1,070,076.05	\$ 9,629,940.53
Expenditures		

City Garden Montessori Charter School Statement of Activity April 2026

	Total	
	Apr 2026	Jul 2025 - Apr 2026 (YTD)
6100000 Salaries		
6110000 Certified Salaries		
6111001 FT Cert Salaries,Local	18,405.34	173,974.22
6111003 Full-Time Certified Salaries,State	168,409.35	1,703,956.44
6111004 FT Cert Salaries,Federal		13,344.00
6121003 Part-Time Certified Salaries,State	7,948.01	58,202.68
6121T03 Tutoring Wages.Certified.State	2,844.16	4,185.82
Total 6110000 Certified Salaries	\$ 197,606.86	\$ 1,953,663.16
6150000 Classified Salaries		
6151001 Classified Salaries,Local	18,898.98	169,383.61
6151003 Full-Time Classified Salaries,State	234,125.86	2,438,131.13
6161001 Part-time Classified Salaries,Local		1,453.22
6161003 Part-time Classified Salaries,State	20,580.89	182,685.77
Total 6150000 Classified Salaries	\$ 273,605.73	\$ 2,791,653.73
Total 6100000 Salaries	\$ 471,212.59	\$ 4,745,316.89
6200000 Employee Benefits		
6211001 Retirement- Teachers Local	2,983.96	22,778.08
6211003 Teachers' Retirement,State	26,449.50	247,121.00
6211004 Teachers' Retire,Federal		1,921.72
6221001 Employee Benefits;Non Teaher Retirement, Local	2,873.14	24,423.09
6221003 Non-Teacher Retirement,State	36,637.37	339,062.70
6231001 Social Security,Local	2,400.16	21,683.35
6231003 Social Security,State	26,462.81	268,419.48
6231004 Social Security,Federal		816.64
6232001 Medicare,Local	561.33	4,786.11
6232003 Medicare, State	6,188.88	63,007.97
6232004 Medicare, Federal		191.00
6241001 Employee Insurance,Local	7,203.62	56,631.58
6241003 Employee Insurance,State	60,228.08	571,337.56
6241004 Employee Insur,Federal		2,029.74
6241103 Employee Insurance-ded. Reimb Plan,State	322.00	9,073.00
6241T03 Employee Insurance- Term Empl,State		-2,094.00
6261003 Workers' Compensation,State	4,525.00	36,901.00
6271003 Unemployment Compensation,State		3,849.54
Total 6200000 Employee Benefits	\$ 176,835.85	\$ 1,671,939.56
6300000 Purchased Services		
6300B00 Purchase Service- Facilities		
6331003 Cleaning Services-State	10,709.27	136,649.77
6332003 Repairs & Maintenance,State	2,257.50	144,174.95
6332B23 HVAC Maintenance,State		-71,273.67
6332B33 Other Repairs & Maintenance,State	601.27	8,464.80
Total 6332003 Repairs & Maintenance,State	\$ 2,858.77	\$ 81,366.08
6332B13 Building Maintenance,State		3,671.65
6333003 Rent-Building,State	56,099.00	568,113.59
6339003 Other Property Services,State		9,948.00

City Garden Montessori Charter School Statement of Activity April 2026

	Total	
	Apr 2026	Jul 2025 - Apr 2026 (YTD)
6334003 Rental Equipment,State	148.98	10,736.94
6336003 Trash Removal,State	1,928.19	19,167.92
6339B13 Extermination,State	508.31	5,034.58
6339B23 Security,State	156.00	2,569.00
6339B33 Snow Removal,State		12,414.28
6339B43 Water/Sewer	688.69	9,559.13
Total 6339003 Other Property Services,State	\$ 3,430.17	\$ 69,429.85
6351003 Property Insurance,State	37,447.95	40,763.95
Total 6300B00 Purchase Service- Facilities	\$ 110,545.16	\$ 899,994.89
6300D00 Purchase Services- Development		
6319D11 Other Development Consulting/Design	7,743.94	55,915.84
6319D21 Development Consulting	2,000.00	56,380.00
6319D41 Website/Online Resources		3,583.98
6395001 Special Events,Local		6,861.41
6395DG1 Bloomarang, CC fees	482.34	4,725.44
6395DL1 Mid-Level Giving		152.71
Total 6395001 Special Events,Local	\$ 482.34	\$ 11,739.56
Total 6300D00 Purchase Services- Development	\$ 10,226.28	\$ 127,619.38
6300I00 Purchase Services- Instruction		
6311003 Professional Services,State		72,180.67
6311I23 Fab Fridays,State		500.00
6311I33 Online Learning Subscriptions,State		3,905.19
6311I43 NWEA/iReady Assesment,State		37,837.91
6311I53 Substitutes,State	93,162.63	308,402.28
6311I63 Summer School-State	173.95	1,874.76
6319I13 Student Information System		22,180.55
Total 6300I00 Purchase Services- Instruction	\$ 93,336.58	\$ 446,881.36
6300S00 Prof. Services- Support		
6319S13 Student Information Systems	370.26	3,274.69
6319S33 Data Managment and Reporting		30,000.00
6341S14 McKinney-Vento Student Transportation,Federal		2,851.66
6391F13 FoodService, State	866.20	-730.80
6391F14 Food Service,Federal	31,592.74	263,225.55
Total 6300S00 Prof. Services- Support	\$ 32,829.20	\$ 298,621.10
6300T00 Purchase Services- Training		
6312T13 Montessori Training,State		32,857.22
6312T23 Common Core Training,State		14,337.72
6312T33 Administrative Staff PD,State		13,788.55
6312T91 PD- Outside Facilitation,Local		6,850.00
Total 6300T00 Purchase Services- Training	\$ 0.00	\$ 67,833.49
6300X00 Purchase Services- Admin		
6315003 Audit,State		24,890.00
6317003 Legal,State	1,031.50	26,336.00
6319003 Other Professional Services,State	30,411.33	392,162.32
6352003 Liability Insurance,State	12,353.10	63,168.89

City Garden Montessori Charter School Statement of Activity April 2026

	Total	
	Apr 2026	Jul 2025 - Apr 2026 (YTD)
6361003 Communication,State	2,030.40	24,447.79
6362003 Advertising,State		155.00
6363003 Printng & Copying,State		378.12
6371003 Dues & Memberships,State		23,456.28
6391003 Other Purchased Services,State	7,970.67	81,159.45
6343T91 Travel Expense to be Reimbursed		618.10
Total 6391003 Other Purchased Services,State	\$ 7,970.67	\$ 81,777.55
6392003 Admin Fees,State	1,336.11	10,961.54
Total 6300X00 Purchase Services- Admin	\$ 55,133.11	\$ 647,733.49
6312T43 Missouri Certification Training and Course Work		1,997.00
6312T94 Training Outside Facilitation, Federal		526.50
6319E03 Online other services	589.92	11,659.64
6341003 Transportation- Other Student, State		589.50
6341M03 Transportaion- McKinney-Vento,State	929.00	2,967.39
6343001 Travel,Local	906.18	20,274.96
6362E03 Advertising- Employee Recruitment	416.67	4,710.86
6362S03 Advertising for Student Recruitment	29.96	289.58
6391004 Professional Services, Federal	1,392.10	43,859.66
6391A03 HR IS Fees Zenefits/Trinet		10,442.00
6391A13 Payroll Service Fee Heartland	2,262.00	25,407.34
6391Y004 Consulting Fees, Federal		11,870.48
6392903 Admin Fees, 4209 Folsom Project, State		104.00
6397003 Scabies Costs		4,000.00
Total 6300000 Purchased Services	\$ 308,596.16	\$ 2,627,382.62
6312Y14 Montessori Training,Federal		12,475.00
6400000 Supplies & Materials		
6400B00 Supplies- Facilities		
6411B13 Building Supplies,State	576.91	57,361.80
6411B33 Other Supplies,State		615.79
6412003 Supplies- Tech Related,State	-7,089.76	-6,371.15
6481003 Electirc,State	7,166.16	105,262.90
6483003 Gas,State		10,597.79
Total 6400B00 Supplies- Facilities	\$ 653.31	\$ 167,467.13
6400I00 Supplies- Instruction		
6411003 General Supplies,State	2,989.59	50,711.92
6411i13F Food and Drink- Staff- Prin. Discretion	1,677.90	21,691.78
6411I33 Outdoor Ed/Stem Supplies,State	27.49	2,593.38
6411J13 Supplies-JH 1,State		1,341.17
6411J23 Supplies-JH 2,State	469.56	1,438.93
6411L13 Supplies-Lower EL 1,State	142.50	1,011.72
6411L23 Supplies-Lower EI 2,State	214.26	935.73
6411L33 Supplies-Lower EI 3,State	327.41	1,242.74
6411L83 Supplies-Lower EL 8, State	214.49	741.67
6411P33 Supplies-Primary 3,State		402.42
Total 6411003 General Supplies,State	\$ 6,063.20	\$ 82,111.46

City Garden Montessori Charter School Statement of Activity April 2026

	Total	
	Apr 2026	Jul 2025 - Apr 2026 (YTD)
6411I13 Instruction Supplies, State	5,591.38	48,791.99
6411I23 Physical Ed Supplies,State		889.14
6411I43 ESL Supplies for Instruction,State		381.57
6411i63 Supplies-Art,State		2,333.21
6411I73 Supplies for Chickens		597.54
6411I93 General Office	2,238.16	24,249.22
6411i93F Staff Food and Beverage-BOM	2,592.03	3,511.90
6411IR3 Curriculum, Furniture and Fixtures		26,607.65
6411J33 Supplies JH3		690.90
6411JS3 JH School Store, State		3,906.00
6411P11 Supplies & Materials Preschool,Local		451.85
6411P21 Supplies & Materials Preschool 2,Local		171.26
6411P31 Supplies & Materials Preschool 3, Local	21.99	71.33
6411P41 Supplies & Materials Preschool 4, Local	790.34	1,139.01
6411P51 Supplies & Materials Preschool 5, Local		67.41
6411P61 Supplies & Materials Preschool 6, Local	-250.00	-250.00
Total 6400I00 Supplies- Instruction	\$ 17,047.10	\$ 195,721.44
6400S00 Supplies- Support		
6411A11 Supplies- Before/Aftercare,Local		202.96
6411F14 Food Supplies,Federal		3,102.62
6411S13 Character Ed/Family Support,State		6,850.63
6411S21 Supplies/Childcare-Events		38.15
6411S33 Supplies Nautius		84.56
6411S43 Supplies/Outreach,State	2,185.24	8,343.96
6411S61 Supplies/Volunteer Appreciation,Local	261.96	261.96
6471003 Food Supplies,State	442.91	4,649.77
Total 6400S00 Supplies- Support	\$ 2,890.11	\$ 23,534.61
6400T00 Supplies- Training		
6411T13 Montessori Training Supplies,State		884.56
6411T23 Other Training Supplies	125.00	3,806.09
6411T33 Training-Staff Resources,State		1,008.66
Total 6400T00 Supplies- Training	\$ 125.00	\$ 5,699.31
6400X00 Supplies- Admin		
6411001 Supplies,Local	398.52	3,276.57
6411X13 Board Supplies and Materials,State	333.16	1,104.76
6411X23 Admin Office Supplies	1,191.68	12,130.79
6411X31 Staff/Board Winter Party		3,272.16
6411X33 Staff Appreciation	296.64	14,210.65
6491003 Other Supplies & Materials,State		409.49
Total 6400X00 Supplies- Admin	\$ 2,220.00	\$ 34,404.42
6411004 Supplies, Federal		891.47
6411a001 Accidental CC usage	297.59	715.80
6411A21 Supplies for After School Activities and Athletics		369.57
6411D11 Other Supplies-Development,Local	2,809.81	23,281.45
6411i83 Summer School Supplies		2,052.55

City Garden Montessori Charter School Statement of Activity April 2026

	Total	
	Apr 2026	Jul 2025 - Apr 2026 (YTD)
6411IC4 Supplies & Materials		1,039.12
6411iM3 Music Supplies		1,508.76
6411IR4 Supplies & Materials-Startup, Federal		80,846.74
6411K13 Supplies- Kindergarten 1,State		235.40
6411K23 Supplies- Kindergarten 2, State	5.17	397.41
6411K33 Supplies- Kindergarten 3, State	51.98	908.42
6411L43 Supplies-Lower EL 4,State	142.50	840.48
6411L53 Supplies-Lower EL 5,State	142.50	422.50
6411L63 Supplies-Lower EL 6,State	248.33	1,401.16
6411L73 Supplies-Lower EL 7,State	142.50	415.73
6411U13 Supplies Upper EL 1,State		1,016.19
6411U23 Supplies-Upper EI 2,State		401.12
6411U33 Supplies-Upper EI 3,State		-926.44
6411u43 Supplies Upper EL 4,State		922.99
6411U53 Supplies Upper EI 5,State		804.12
6411U63 Supplies Upper EL 6,State		1,797.93
6411Y04 Supplies- Institute, Federal		1,500.00
6412004 Supplies Tech,Federal	212.17	9,441.01
Total 6400000 Supplies & Materials	\$ 26,988.07	\$ 557,110.39
6624901 Interest- 4209,Local	42,060.52	438,162.02
6624911 Interest-4209 Debt Cost,Local	2,362.01	23,620.10
QuickBooks Payments Fees		-2.60
Unapplied Cash Bill Payment Expenditure	2,598.75	-3,339.25
Total Expenditures	\$ 1,030,653.95	\$ 10,072,664.73
Net Operating Revenue	\$ 39,422.10	-\$ 442,724.20
Other Expenditures		
6999000 Depreciatioin	4,118.88	41,188.80
Total Other Expenditures	\$ 4,118.88	\$ 41,188.80
Net Other Revenue	-\$ 4,118.88	41,188.80
Net Revenue	\$ 35,303.22	-\$ 483,913.00

Tuesday, May 12, 2026 10:15:43 AM GMT-7 - Cash Basis

**City Garden Montessori School
Budget 2026-27- Version 3 vs 4
05.01.2026**

	Actual	Forecast	Draft 3	Draft 4	Notes
	2024-2025	2025-26	2026-27	2026-27	
State	\$ 7,547,011	\$ 8,575,000	\$ 9,153,500	\$ 9,275,600	From D3- Inc per student from \$15K to \$15.2K
Federal	1,125,687	770,768	815,900	815,900	No change
Prop C	726,475	780,300	835,120	836,000	Per DESE Estimate less \$10K
Philanthropy- Annual	789,396	1,025,000	991,835	1,055,750	Based on 25-26 Frcst
Philanthropy- Resticted	561,861	-	-	-	
Preschool	492,957	433,050	475,150	445,150	Less \$30K for income A tuition to \$0
Student Food, Before, aftercare	188,598	222,700	180,100	200,000	Increase based on 25-26 Actuals
Other	92,224	41,900	76,300	76,300	3% increase
Interest	79,224	104,000	104,000	104,000	Flat
Total Revenue	11,603,432	11,952,718	12,631,905	12,808,700	
Salaries	5,324,856	5,925,175	6,725,906	6,711,937	Less Dir of Cur, added Interventionist and SYS Data Mgr
Benefits	1,763,641	2,113,373	2,320,438	2,315,618	34.5% Benefits
Services	1,867,734	2,036,226	1,484,234	1,538,234	HR/Admin Consulting
Supplies	462,512	436,047	223,355	223,355	No Change
Occupancy	1,237,963	1,305,979	1,368,848	1,398,848	Insurance
Interest Expense	544,271	515,290	525,290	515,290	
Interest Expense- Amort of Debt Costs	28,344	31,200	31,200	31,200	
Depreciation	49,427	50,000	50,000	50,000	
Total Expenses	11,278,748	12,413,290	12,729,272	12,784,484	
Net Surplus/Deficit	\$ 324,684	\$ (460,572)	\$ (97,367)	\$ 24,216	
Beginning Unrestricted Cash	1,138,259	1,779,216	1,347,138	1,399,844	
Surplus/(Deficit)	324,684	(460,572)	(97,367)	24,216	
Non-Cash (Amort Debt Cost, Project reimb)	(316,272)	81,200	81,200	81,200	
Ending Unrestricted Cash	1,779,216	1,399,844	1,330,971	1,505,260	
Fund Balance % (should be higher than 10%)	16%	11%	10.5%	11.8%	
Enrollment					
Preschool	120	94	94	94	
Charter	502	515	561	561	
Total	622	609	655	655	

Coversheet

CEO Report

Section: III. Information Items
Item: C. CEO Report
Purpose: FYI
Submitted by:
Related Material: CEO Report to the Board_5-2026.pdf



City Garden Montessori School: *CEO Report to the Board*

May 2026

Spring Highlights – Organizational Updates and Celebrations

- *May 4th-8th we celebrated our incredible guides, staff and leaders during Teacher Appreciation Week.*
- *Mx. Celeste Ocana and Ms. Normanda Lee graduated with Bachelors of Education degrees on May 14th as part of the inaugural class of SLU's Rising Teacher's program. I had the distinct honor of giving the [commencement address](#).*
- *24 Upper Elementary and Junior High students went to the St. Louis Regional Science Fair and received ribbons.*
- *Ms. Jean and Ms. Shannon's Upper Elementary class won the Green Schools Quest competition. They received a cash award and donated half of the funds back to City Garden during Day of Giving. You can watch their documentary, "Where the Waters Meet," at this [link](#).*



Spring Highlights – Community Gatherings



- On April 15th, ECEC families were invited to a student-family work night to see what Primary and Kindergarten students have been working on this semester.
- On April 24th, we celebrated our many incredible volunteers from the 2025-26 school year.
- On May 1st, we hosted our annual Community Block Party and had a crowd of over 400 children and adults. (Photo to the left is Ms. Jean on the “Bug Bike” created by Upper Elementary students, with Bworks and Wash U).
- On May 8th, our team of Girls on the Run participated in the city-wide run in downtown St. Louis.
- On May 13th, 20th and 27th, City Garden students and families will participate in Bike Busses to and from school, in partnership with Bworks.

Forward Focus– Sprinting to the End of the School Year

What's Happening in the Coming Weeks

- *8th Grade Graduation, May 27th, 6:00pm*
- *Kindergarten Graduation, May 28th
(times vary by class)*
- *Field Day, May 28th (1/2 of EAEC) and
May 29th (ECEC and 1/2 of EAEC)*
- *Last Day of School, May 29th*
- *Summer School: June 8 through July 3*



Fundraising Report



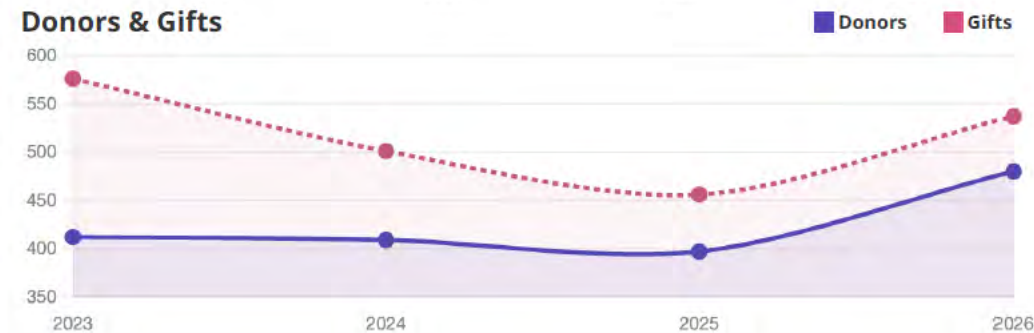
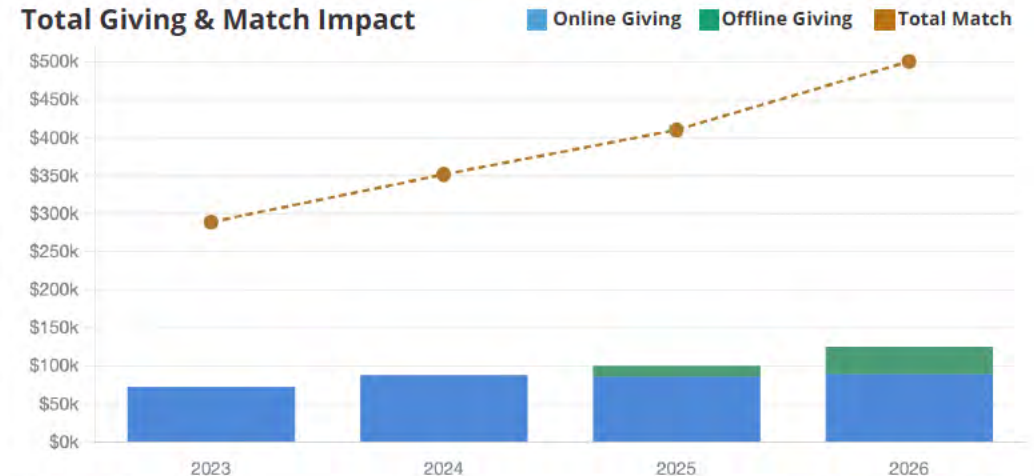
FY26 Fundraising Progress	
FY26 Goal	\$962,947
Total Raised (Cash + Commitments)	\$1,032,116
Percent to Goal	107.2%
Remaining to Goal	(\$69,169)

FY26 Fundraising Projection	
Revenue to Date + Expected Revenue	\$1,032,116
Projected % to Goal	107.2%

We are projected to exceed our budgeted fundraising revenue by June 30, 2026. This includes some funds that came in during FY26 that were raised in FY25. However, this helps end the fiscal year on target and sets the stage to continue increasing revenue in FY27.

2023-2026 Year-Over-Year Analysis

2026 24-Hour Total	With Match Sponsors	Donors	Gifts	Sponsors
\$125,262	\$500,262	480	537	26
↑ 25% vs. 2025	↑ 22% vs. 2025	↑ 21%	↑ 18%	\$375,000



Admissions Update

	2025-26 Actual Enrollment By Grade Level	2026-27 Proposed Enrollment By Grade (Target)	2026-27 Budget Projection By Grade, taking into account historical attrition and that 95% of Enrolled Charter Students Show Up	Number of New Seats in Avela in order to get to Proposed Enrollment	Number of New Students Admitted as of 5/15/26	Remainder to Admit
Total Enrollment	608	683	654	247	215	32
Charter Enrollment	515	589	560	187	155	32
8th grade	24	30	29	0	0	0
7th grade	34	37	35	11	7	4
6th grade	31	38	36	10	10	0
5th grade	41	68	65	8	8	0
4th grade	72	74	70	15	15	0
3rd grade	69	70	67	9	9	0
2nd grade	74	80	76	15	15	0
1st grade	77	94	89	11	11	0
Kindergarden	93	98	93	108	80	28
Preschool	93	94	94	60	60	0

We have anticipated student attrition at similar rates to the past three years and are basing enrollment targets on this. We are further anticipating that 95% of our enrolled students will show up in August and remain enrolled. We have an additional 28 kindergarden students to enroll and an additional 4 7th grade students to enroll. Marketing and outreach efforts are under way to meet these targets.

A-F Letter Grading System Coming to Missouri

Missouri lawmakers are advancing efforts to transition public schools to a statewide A-F letter grading system, which originated from a January 2026 executive order by Governor Mike Kehoe. While a bill to codify these grades cleared the House, it stalled in the legislative session before becoming law.

The Executive Order: Governor Kehoe signed Executive Order 26-01, directing the Department of Elementary and Secondary Education (DESE) to establish an A-F school grading framework based on academic achievement, growth, graduation rates, and Success Ready Graduate measures.

Legislative Action: The Missouri House passed legislation (H.B. 2710) to mandate this grading system for all public schools to increase transparency for parents. The bill also sought to include school climate metrics and incentive funding for high-performing schools.

Current Status: The legislative session concluded without passing the A-F report card bill, as the House and Senate debated the metrics and scope of the grading criteria before lawmakers could reconcile their versions.

What Happens Next: Because the legislative session has ended, the immediate rollout of the grading scale will default to the Governor's Executive Order, which mandated DESE to submit a comprehensive implementation plan by June 30, 2026.

You can track the ongoing development of the framework on the [Missouri Department of Elementary and Secondary Education](#) website or review the directive in the [Governor's Executive Order 26-01](#).

Coversheet

Prospective Board Member, Heath Norton

Section: III. Information Items
Item: E. Prospective Board Member, Heath Norton
Purpose: FYI
Submitted by:
Related Material: Heath Norton Board Application.pdf

City Garden Board Membership Application

The Governance Committee has developed the following questionnaire to support the evaluation of candidates for nomination to the Board of Directors. Please familiarize yourself with the role of the Board at City Garden, including Board responsibilities, [here](#), and answer each question as thoroughly as possible.

All applications should be completed by EOD on May 8th, at which point they will be reviewed by the Governance Committee of the Board.

If you have questions about board membership or the application, please contact Donna Smith (dasmith@smithnmtc.com).

Email *

[Redacted]

1. Your Name *

Heath Norton

2. Your Home Address *

[Redacted]

3. Your Mobile Phone Number *

[Redacted]

4. Your Age Range *

- 18-25
- 26-35
- 36-55
- 56+

5. Your Ethnicity/Race *

Black

6. What is your profession/occupation? If retired, please identify the profession that best represents your experience. *

Business Owner

7. Briefly tell us about your experience with City Garden Montessori School, including any existing connections you have to the organization. *

My two children currently attend City Garden Montessori

8. Inclusive excellence and racial equity are core values at City Garden Montessori School. We ask all board, committee, and subcommittee members to commit to our Anti-Bias/Anti-Racism by signing our "Oath of Inclusion (below)." Are you supportive of City Garden's Anti-Bias, Anti-Racism commitment? *

- Yes
- No

Oath of Inclusion

Oath of Inclusion

City Garden Montessori School strives for equity and inclusion. Inclusion is not limited to demographic diversity, but it includes requiring the entire school community to uphold the values and mission of the institution on one accord. As stated, we are committed to dismantling inequity and eradicating discrimination in education. In order to achieve our goals, the leadership, faculty, staff, students, and their parents or guardians must pledge to go with us on our journey to transform our school to a fully integrated and inclusive institution of learning. Please join us on this journey by signing our Oath of Inclusion. May this oath be a reminder of our values and mission as a school community.

As a member of City Garden Montessori's community...

I embrace all community members for the diversity of their identities; I will help create a community inclusive of race, ethnicity, sex, expression of gender, age, ability, familial orientation, class, faith, and systems of belief. Despite our differences, I understand that our strength rests in our diversity and willingness to collaborate and communicate harmoniously.

I promise to support the Anti-Bias & Anti-Racist policies and programs in our school and community.

I choose to view racial, cultural, and lifestyle differences as a learning opportunity, so that I may become more than a tolerant observer, but a true ally of my neighbors.

I pledge to be aware of and relinquish personal biases to the best of my ability, and understand that we as a community are stronger together as a united front.

I am willing to challenge my worldview and preconceptions by being open to continuous dialogue surrounding systems of oppression and the ways they affect us as individuals and a school community.

I will strive to understand that equity is measurable; in order for fairness and justice to prevail we must use systematic methods to accomplish goals from which we all will benefit.

I will advocate for social justice in the City Garden community.

I will lead by example.

This oath reflects the City Garden Montessori and that I am a part of and that I believe in.

The promise we make today is the reality of the future we are building together.

This is our City Garden.

Signature

Print Name

9. Can you share a bit about a past ABAR-related experience you've had (e.g. personal learning, process improvement, community engagement) that you would bring to your board role? *

I do not have any formal ABAR related training but my role as a business owner has allowed me to develop strengths in the areas of process improvement and community engagement.

10. City Garden Montessori School is equally committed to the Montessori Theory of Development (below), developed by Dr. Maria Montessori. We ask all board, committee, and subcommittee members for their support of this commitment. Do you support City Garden's commitment to the Montessori Theory of Development? *

Yes

No

Montessori Theory of Development

City Garden's Commitment to the Montessori Philosophy/Theory of Development

The Montessori Method of education, developed by Dr. Maria Montessori, is a child-centered educational approach based on scientific observations of children from birth to adulthood. Dr. Montessori's Method has been time tested, with over 100 years of success in diverse cultures throughout the world.

It is a view of the child as one who is naturally eager for knowledge and capable of initiating learning in a supportive, thoughtfully prepared learning environment. It is an approach that values the human spirit and the development of the whole child—physical, social, emotional, cognitive.

-- American Montessori Society

11. City Garden Montessori School requires all board, committee, and subcommittee members to undergo a background check and to sign a letter of confidentiality. Are you willing to complete a background check? *

- Yes
- No

12. We ask our Board members for a significant time commitment, including but not limited to Board and Committee meetings (4-6 hours per month), Board Retreats & Development (3-4 times per year), and occasional School/Community events. Do you feel like you have the capacity to be actively involved in these commitments as a board member? *

- Yes
- No

Board Contributions & Responsibilities

13. What is motivating you to consider board membership and governance at City Garden Montessori School? *

Since enrolling my children at CGMS, I have been very impressed with the learning style and sense of community the school embraces. I also see areas that could be improved and would like to be a part of the solution.

14. In reviewing the board leadership styles below, select 1-2 that best represent how you'd contribute as a board member at City Garden? *

- Vision/Strategy Setter: The person who asks the "big picture" questions about the purpose and vision of the school
- Generator of Support: The person who champions the school while also generating the resources needed to implement the vision
- Implementer: The person who "gets it done" - takes action and carries out tasks to further the vision

15. Skills & Experience - indicate your level of experience and/or knowledge around the following categories. **Please note that no applicant is expected to possess all of the listed skills.* *

	Little or none	Some familiarity	Proficient	Expert
Public Education	<input checked="" type="checkbox"/>	<input type="checkbox"/>	<input type="checkbox"/>	<input type="checkbox"/>
Non-profit Organizations	<input type="checkbox"/>	<input checked="" type="checkbox"/>	<input type="checkbox"/>	<input type="checkbox"/>
Montessori Education	<input type="checkbox"/>	<input checked="" type="checkbox"/>	<input type="checkbox"/>	<input type="checkbox"/>
Anti-bias/Anti-racism or DEI Initiatives	<input type="checkbox"/>	<input checked="" type="checkbox"/>	<input type="checkbox"/>	<input type="checkbox"/>
Board Governance	<input type="checkbox"/>	<input checked="" type="checkbox"/>	<input type="checkbox"/>	<input type="checkbox"/>
Advocacy/Policy	<input type="checkbox"/>	<input checked="" type="checkbox"/>	<input type="checkbox"/>	<input type="checkbox"/>
Communications/PR/Media	<input type="checkbox"/>	<input type="checkbox"/>	<input checked="" type="checkbox"/>	<input type="checkbox"/>
Entrepreneurship/Business	<input type="checkbox"/>	<input type="checkbox"/>	<input checked="" type="checkbox"/>	<input type="checkbox"/>
Facilities Planning/Management	<input type="checkbox"/>	<input type="checkbox"/>	<input checked="" type="checkbox"/>	<input type="checkbox"/>
Finance	<input type="checkbox"/>	<input type="checkbox"/>	<input checked="" type="checkbox"/>	<input type="checkbox"/>
Fundraising	<input type="checkbox"/>	<input checked="" type="checkbox"/>	<input type="checkbox"/>	<input type="checkbox"/>
Government/Civic Leadership	<input type="checkbox"/>	<input checked="" type="checkbox"/>	<input type="checkbox"/>	<input type="checkbox"/>
Human Resources	<input type="checkbox"/>	<input type="checkbox"/>	<input checked="" type="checkbox"/>	<input type="checkbox"/>
Legal	<input checked="" type="checkbox"/>	<input type="checkbox"/>	<input type="checkbox"/>	<input type="checkbox"/>
Real Estate Financing	<input type="checkbox"/>	<input checked="" type="checkbox"/>	<input type="checkbox"/>	<input type="checkbox"/>

16. Are there other skills, experiences, or strengths that you'd like to share with City Garden?

No _____

Wrapping Up

Is there anything else you would like us to know?

No _____

Do you have any questions about City Garden or about board or committee membership?

No _____

This form was created inside of Claire F Schell.

