



Anatomy of a Digital Booth

A decorative graphic in the bottom right corner consisting of three overlapping circles in white, yellow, and blue, similar to the logo. The letters "THH" are overlaid on the circles in a bold, sans-serif font. The "T" is blue, the first "H" is yellow, and the second "H" is white.

THH

Each of these buttons can be customized to either open an additional popup containing multiple links to downloads or other web resources.

Your logo goes here. The rest of the booth will use colours and fonts taken from what we see on your own website, or at least from the design of the logo itself (if there is no website).



This can either contain a static Main Image or Banner, or can be linked to a Youtube/Vimeo video which viewers can watch without leaving your booth..

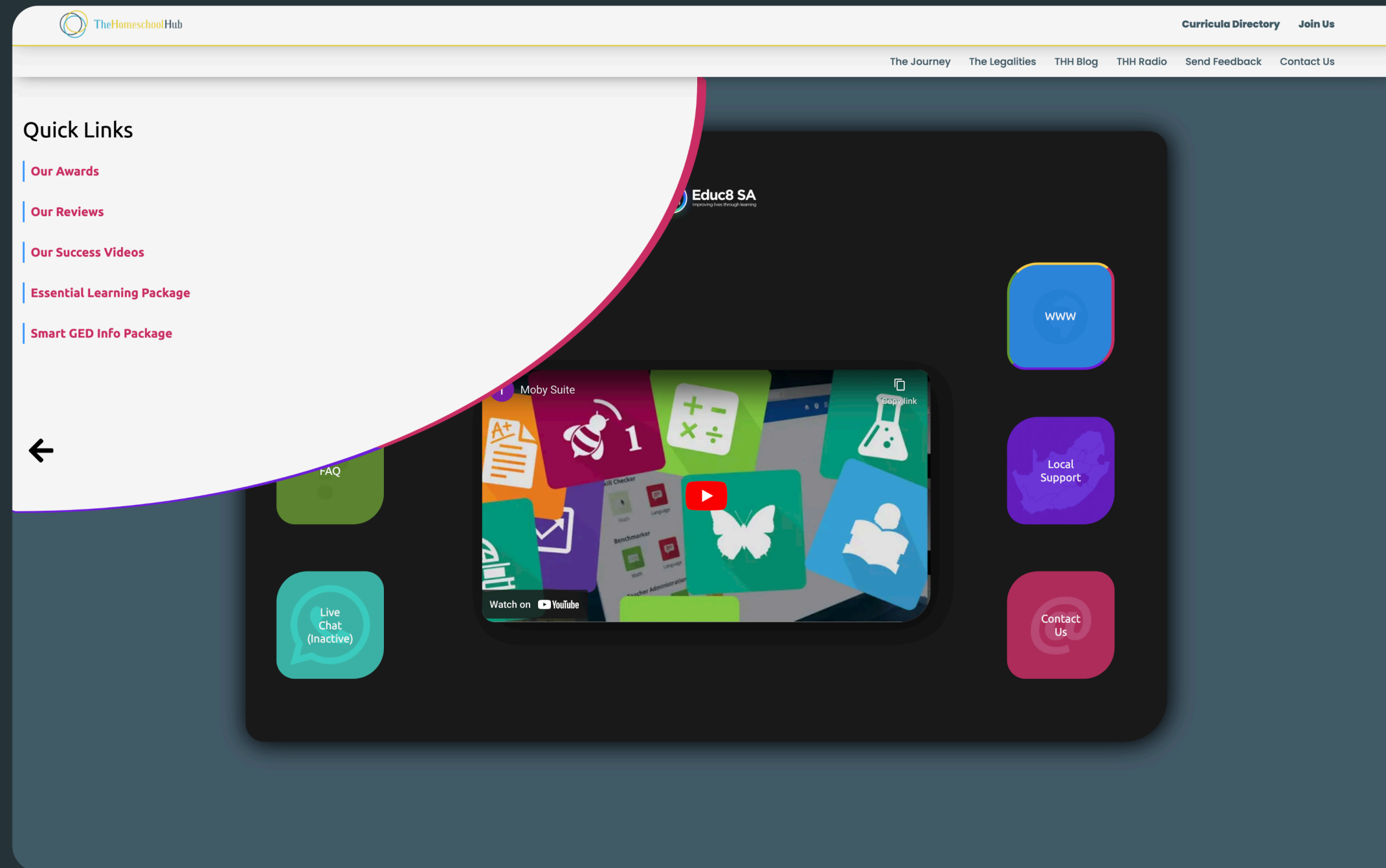
These buttons are generally used to link to your website, your socials (or other support channels), and of course your general contact details.

Custom popup example

This shows an example of a button opening a custom popup, containing multiple links.

These links can either lead to downloads or other website URLs – it's up to you!


Max links to a popup: 7.




Quick Links

FAQ

Live Chat (Inactive)







www


Local Support

Contact Us

Contact Educ8 SA

+27 84 685 2138 

+27 84 685 2138 

info@educ8sa.net 

→

Contact popup example

This shows what a typical Contact popup looks like (each popup's style will depend on the overall look and feel of the rest of the booth so that it matches the "theme" and branding of the provider).

Each contact detail is directly linked to whatever details have been provided, whether that is email, WhatsApp or phone.



Thank you for listing with us!

For any further questions, feel free to contact us at info@thehomeschoolhub.co.za

