

# Invention Maison


Ceci sert uniquement comme une référence de dimensions. Pour toutes modifications permanentes, référez-vous au produit physique.

Invention Maison n'est pas responsable de toutes modifications permanentes faites à partir de ce guide

---

This is for dimensional reference only. For any permanent modifications, refer to the physical product.


Invention Maison is not responsible for any permanent modifications made based on this guide.





# Invention Maison

## SS4832-MW



**Matériel | Material:** Acrylique renforcé de fibre de verre/ Acrylic reinforced with fiber glass

**Dimensions | Measurements:** 32X48"

**Dimensions de la boîte | Box sizes:**

34" W X 50" L X 5" H, 18kg

**Entretien | Maintenance:** Savon doux et microfibre / Mild soap and microfiber cloth

 **Marque québécoise | Quebec Brand**

**Garantie | Warranty:** Visitez/ visit

<https://www.inventionmaison.com/faq>



**Caractéristiques haut de gamme:**  
**Luxurious Characteristics:**

*Toutes ces dimensions sont sujet à changement sans préavis. Pour toutes modifications permanentes, il est nécessaire d'avoir le produit physique.*

*All of those dimensions are subject to change without notice. For all permanent modifications, it is necessary to have the physical product.*



- **Pattes de support intégrée**
- **Integrated support system**



- **Brides de carrelage incluses et réversibles (installées à part)**
- **Included tiling flanges and reversible (separately installed)**

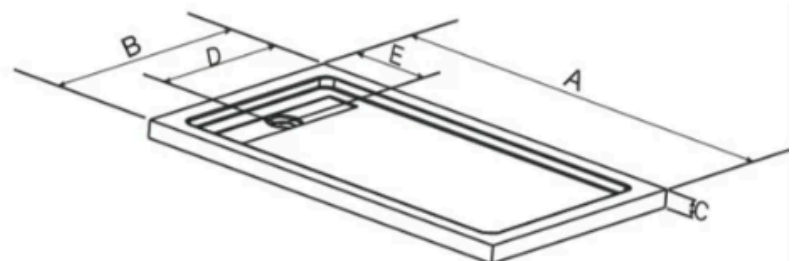


- **Surface lisse**
- **Smooth surface**

Model Modèle	Dimensions*				
	A	B	C	D	E
SS4832	48" [1219mm]	32" [813mm]	3-1/2" [90mm]	16" [406mm]	8-3/8" [213mm]
SS6032	60" [1524mm]	32" [813mm]	3-1/2" [90mm]	16" [406mm]	8-3/8" [213mm]
SS4836	48" [1219mm]	36" [914mm]	3-1/2" [90mm]	18" [457mm]	8-3/8" [213mm]
SS6036	60" [1524mm]	36" [914mm]	3-1/2" [90mm]	18" [457mm]	8-3/8" [213mm]

\*Tolerance on dimensions:  $\pm 1/4"$ [6mm]


\*Tolérance sur les dimensions:  $\pm 1/4"$ [6mm]





# Invention Maison

## SS4836-MW



**Matériel | Material:** Acrylique renforcé de fibre de verre / Acrylic reinforced with fiber glass

**Dimensions | Measurements:** 36X48"

**Dimensions de la boîte | Box sizes:**

38" W X 50" L X 5" H, 22kg

**Entretien | Maintenance:** Savon doux et microfibre / Mild soap and microfiber cloth

**Marque québécoise | Quebec Brand**

**Garantie | Warranty:** Visitez / visit

<https://www.inventionmaison.com/faq>



**Caractéristiques haut de gamme:**  
**Luxurious Characteristics:**



- **Pattes de support intégrée**
- Integrated support system



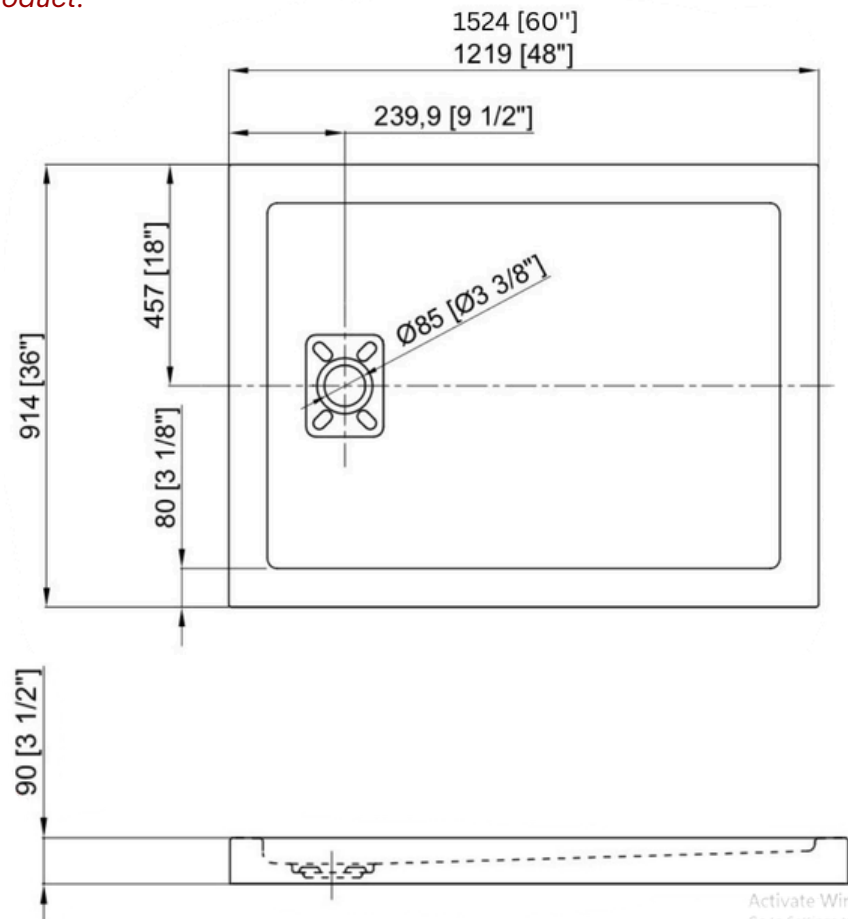
- **Brides de carrelage incluses et réversibles (installées à part)**
- Included tiling flanges and reversible (separately installed)



- **Surface lisse**
- Smooth surface


*Toutes ces dimensions sont sujet à changement sans préavis. Pour toutes modifications permanentes, il est nécessaire d'avoir le produit physique.*

*All of those dimensions are subject to change without notice. For all permanent modifications, it is necessary to have the physical product.*





## SS6032-MW



**Matériel | Material:** Acrylique renforcé de fibre de verre/ Acrylic reinforced with fiber glass

**Dimensions | Measurements:** 32X60"

**Dimensions de la boîte | Box sizes:**

35" W X 62" L X 5" H, 26kg

**Entretien | Maintenance:** Savon doux et microfibre / Mild soap and microfiber cloth

**Marque québécoise | Quebec Brand**

**Garantie | Warranty:** Visitez/ visit

<https://www.inventionmaison.com/faq>



**Caractéristiques haut de gamme:**  
**Luxurious Characteristics:**

*Toutes ces dimensions sont sujet à changement sans préavis. Pour toutes modifications permanentes, il est nécessaire d'avoir le produit physique.*

*All of those dimensions are subject to change without notice. For all permanent modifications, it is necessary to have the physical product.*



- **Pattes de support intégrée**
- **Integrated support system**



- **Brides de carrelage incluses et réversibles (installées à part)**
- **Included tiling flanges and reversible (separately installed)**

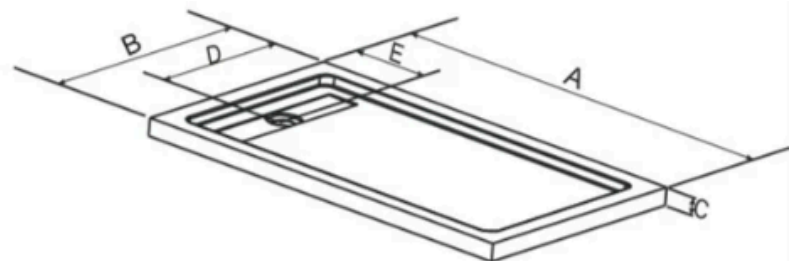


- **Surface lisse**
- **Smooth surface**

Model Modèle	Dimensions*				
	A	B	C	D	E
SS4832	48" [1219mm]	32" [813mm]	3-1/2" [90mm]	16" [406mm]	8-3/8" [213mm]
SS6032	60" [1524mm]	32" [813mm]	3-1/2" [90mm]	16" [406mm]	8-3/8" [213mm]
SS4836	48" [1219mm]	36" [914mm]	3-1/2" [90mm]	18" [457mm]	8-3/8" [213mm]
SS6036	60" [1524mm]	36" [914mm]	3-1/2" [90mm]	18" [457mm]	8-3/8" [213mm]

\*Tolerance on dimensions: ±1/4"[6mm]


\*Tolérance sur les dimensions: ±1/4"[6mm]





# Invention Maison

## SS6036-MW



**Matériel | Material:** Acrylique renforcé de fibre de verre/ Acrylic reinforced with fiber glass

**Dimensions | Measurements:** 36X60"

**Dimensions de la boîte | Box sizes:**

38" W X 62" L X 3.5" H, 25kg

**Entretien | Maintenance:** Savon doux et microfibre / Mild soap and microfiber cloth

**Marque québécoise | Quebec Brand**

**Garantie | Warranty:** Visitez/ visit

<https://www.inventionmaison.com/faq>



**Caractéristiques haut de gamme:**  
**Luxurious Characteristics:**

*Toutes ces dimensions sont sujet à changement sans préavis. Pour toutes modifications permanentes, il est nécessaire d'avoir le produit physique.*

*All of those dimensions are subject to change without notice. For all permanent modifications, it is necessary to have the physical product.*



- **Pattes de support intégrée**
- **Integrated support system**



- **Brides de carrelage incluses et réversibles (installées à part)**
- **Included tiling flanges and reversible (separately installed)**



- **Surface lisse**
- **Smooth surface**

Model	Dimensions*				
	A	B	C	D	E
SS3648	36" [914mm]	48" [1219mm]	3-1/2" [89mm]	18" [457mm]	8-5/8" [220mm]
SS3660	36" [914mm]	60" [1524mm]	3-1/2" [89mm]	18" [457mm]	8-5/8" [220mm]

\* Tolerance on dimensions:  $\pm 1/4"$  [6mm]

