AgriWebb

A clearer view of the season ahead

Plan the next move, keep farm records moving and see what the season could mean for your feed and livestock.



Research and Product Outcomes 2023–2026

FORAGECASTER



More time for the decisions that matter

The working day does not leave much time to piece together records, check every paddock and work through what the season might bring. Foragecaster connects farm information and research with practical tools in AgriWebb. Capture records on the go, share the next grazing moves with your team and explore whether feed and livestock are on track. Use the tools alongside your knowledge of the farm to work out what needs attention next.

PROJECT PARTNERS

foodagility AgriWebb ciboLabs QUT UTS mla MEAT & LIVESTOCK AUSTRALIA



FORAGECASTER

Research that starts with a farm decision

Where should the mob go next? Will feed last if the rain does not come? Which cattle may need longer to reach sale weight? Foragecaster brings producers, researchers and software teams together around decisions like these. The work connects planning, record keeping, livestock forecasting, pasture and feed knowledge, and resilience. This brochure shows tools you can use in AgriWebb, the evidence behind them and research being developed for future use.

Plan the season

Turn notes into records

Follow livestock growth

Explore pasture and feed

Build farm resilience



280+
farms planning grazing.

1,500+
grazing plans built.



Farmer takeaway:

A shared plan helps the team coordinate moves and respond when the day changes.

Keep everyone clear on the next move

A grazing plan needs to make sense to the people moving the stock, including someone new to the team. Put mobs, paddocks and planned moves on one timeline so everyone can see what is due, where mobs are heading and how long paddocks have to rest. Use the map and timeline to explain the rotation and spot clashes. If a move happens early or late, revisit the remaining plan together and make the change clear.

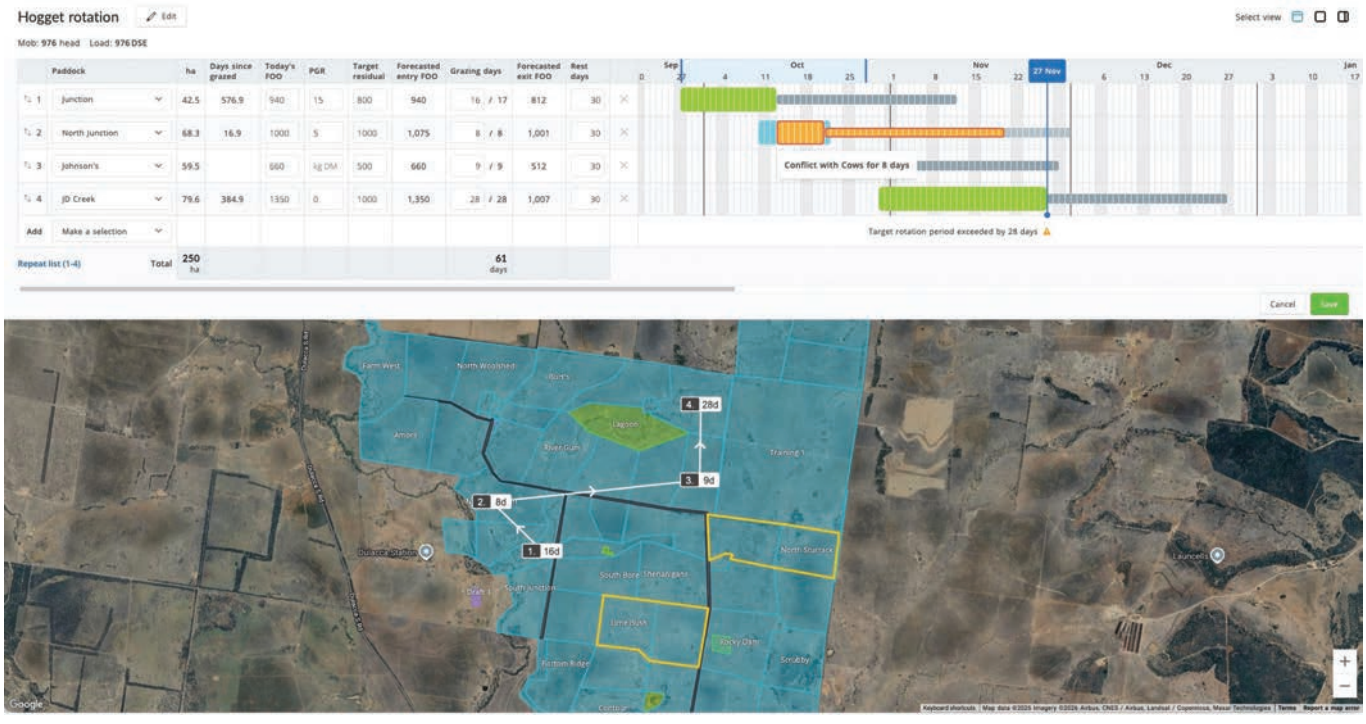

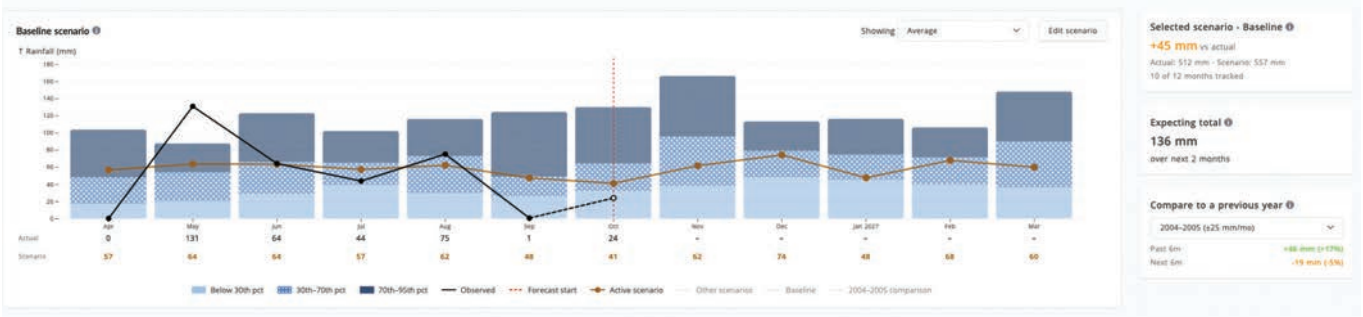

Track actual rainfall against your scenario and the usual range.

What if the rain does not come?

Before deciding to hold stock or buy more feed, explore what a different season could mean for the plan. Tie your grazing plan and feed plan together under the same rainfall scenario. Set rainfall assumptions and compare stocking rate with carrying capacity to see where pressure may build. Keep actual rainfall, your chosen scenario and historical conditions distinct: falling short of a wet scenario does not necessarily mean an unusually dry season. Revisit stock numbers, rotation timing and supplementary feed as conditions change, checking pasture conditions alongside the rainfall picture.

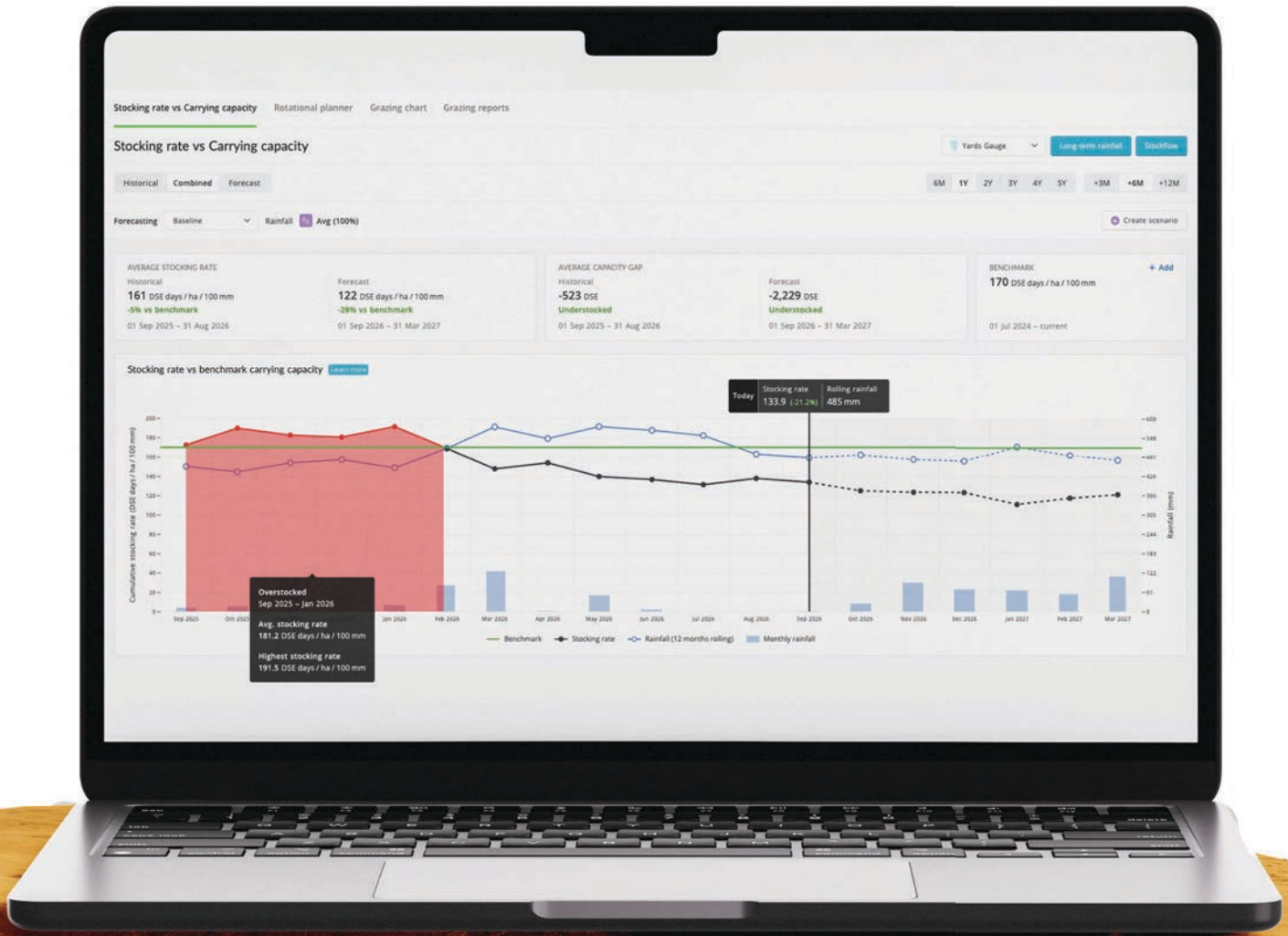

Farmer takeaway:

Give yourself time to consider the options when the season takes a different turn.

Say it while it's fresh

Much of the day is spent in the ute, on the tractor or walking between jobs. Record a note on the go with your phone's microphone while the details are still fresh. The Farm Diary turns that note into suggested AgriWebb records, using the mobs and paddocks on your farm to help make the connection. When you're ready, open the drafts, check the details, complete anything missing and save.

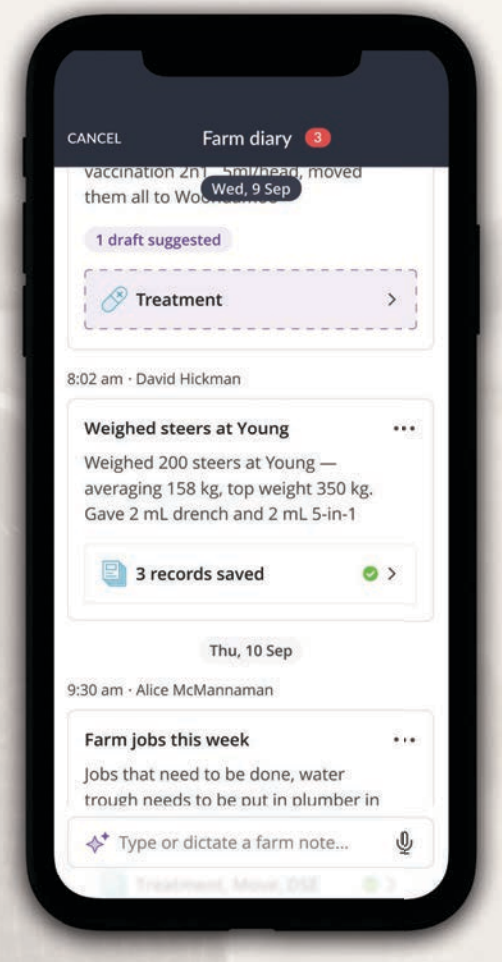

Farmer takeaway:

Capture the job during the working day, with less to reconstruct from memory tonight.

Describe the work. Review the drafts. Save the records.

OVER

1,050

Farm Diary notes turned into suggested records during August and September 2026.

10%

of previously low-engagement users became highly engaged after they started using AI record drafts.

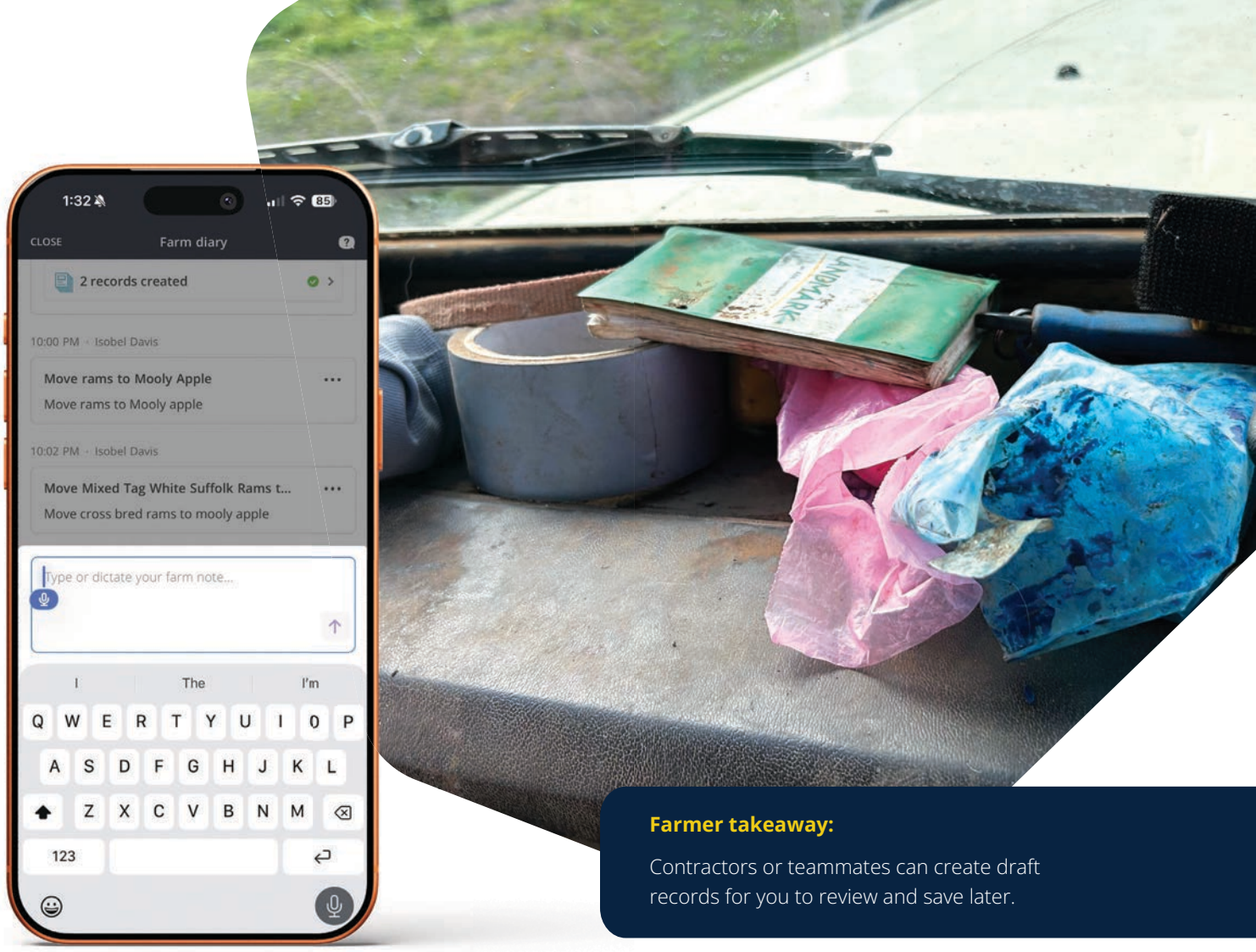

Farmer takeaway:

Contractors or teammates can create draft records for you to review and save later.

Describe the job once

A single job can mean several records: moving the mob, weighing it and recording a treatment. Tell Farm Diary what happened in one typed or dictated note. Using your note and farm information, Farm Diary suggests the relevant record drafts and fills in some details. Review and complete each draft before saving. The table shows the types of records it can help create and how they fit into your daily work.

Farm Diary draft records

Record group	Draft records
Everyday livestock work	Move, weigh, condition score, treatment, feed, sale
Numbers and husbandry	Death, recount, castration, spaying
Managing mobs	Add mob/purchase, split, merge, marking, weaning
Production and management	Transfer off farm, pregnancy scanning, ADG, DSE, wool harvest, worm test, ageing, enterprise/management group
Pasture and grazing	Feed on offer, target residual/feed-on-offer target, pasture growth rate
Cropping	Cultivate, harvest, spray, sow, fertilise
Paddock access	Open/close gates

Draft support varies by record, app version, plan and permissions. Check and complete the details before saving.

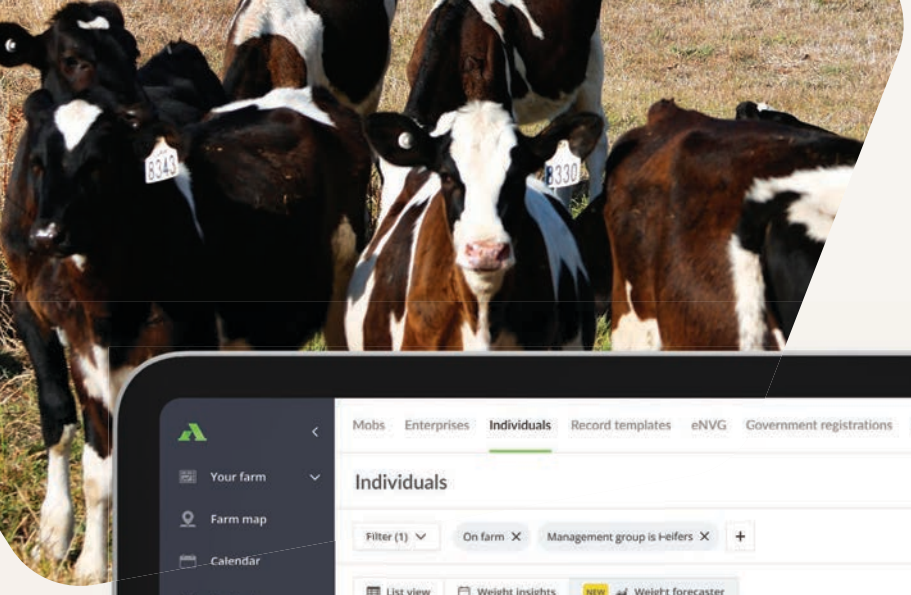

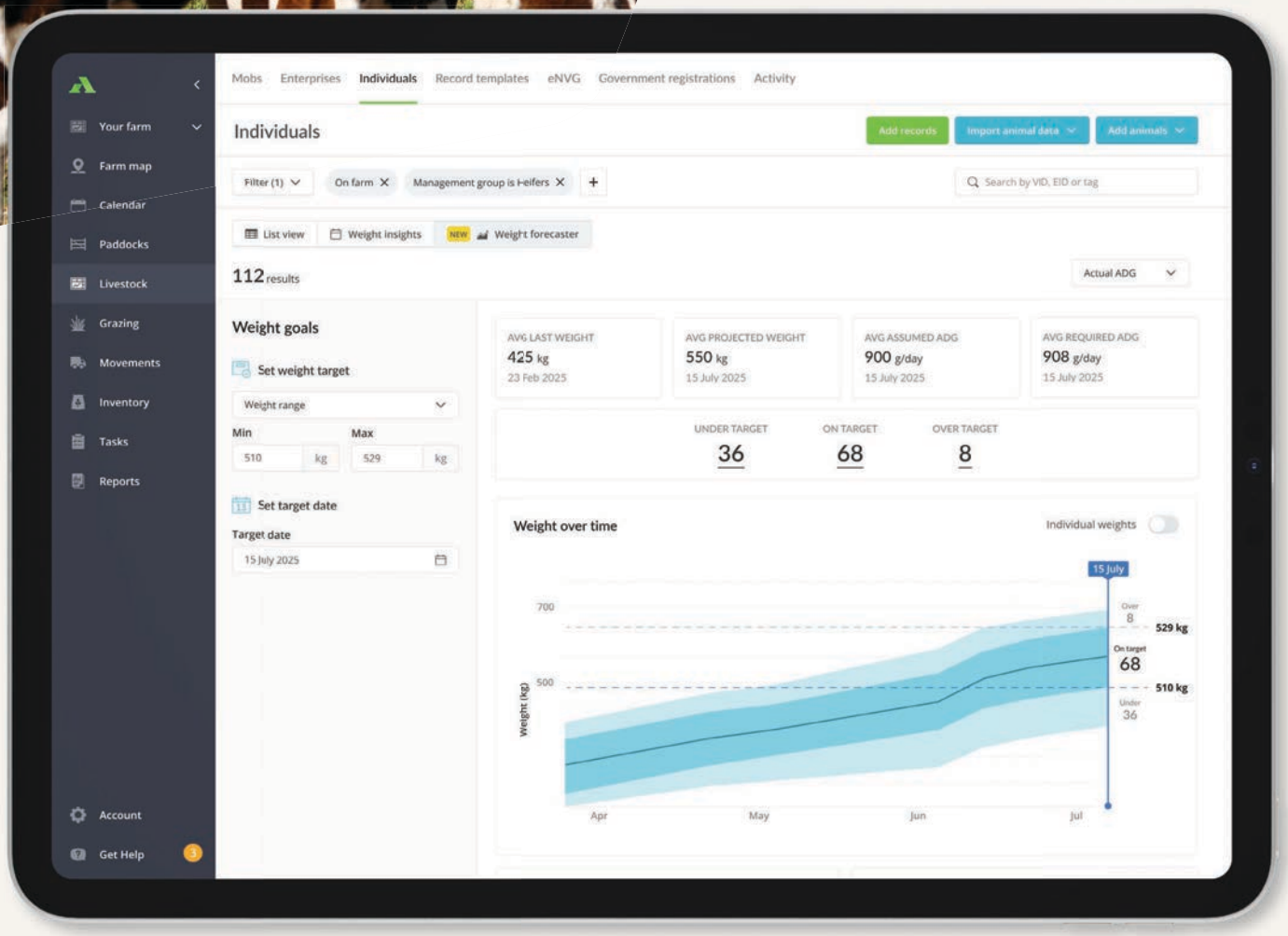

Review projected weights against a target range and date. Forecasts depend on the records and growth assumptions used.

Will they make sale weight on time?

A target date is easier to plan around when you can see which animals may fall short. AgriWebb's Weight Forecaster brings recorded weights, projected growth and your chosen target into one view. Set the date and weight range, then inspect the animals expected to fall below, within or above it. Use that view to decide what to check next and discuss whether feeding, drafting or sale timing needs another look.

Farmer takeaway:

See which animals may need more time or a different plan before the target date arrives.

Understand a change in the mob average

You sell the heavier cattle, and the average weight of the remaining mob drops. That does not necessarily mean the cattle have stopped growing. Foragecaster's livestock research examines who is still being weighed, so changes in the recorded population can be accounted for when building growth curves. AgriWebb can forecast weight in two ways. Growth percentiles place an animal among similar livestock of its species, breed and sex, and project it along that percentile. Where a machine learning forecast exists for the animal, it covers the three months after the last weight before handing over to the growth percentiles.

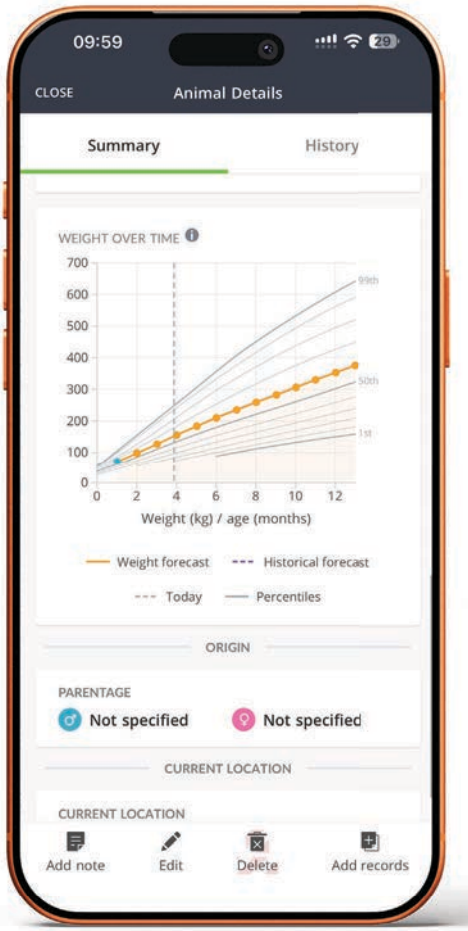

Recorded weights and the forecast ahead. Where a machine learning forecast exists, it covers the first three months; after that, the forecast follows the animal's growth percentile among similar livestock.

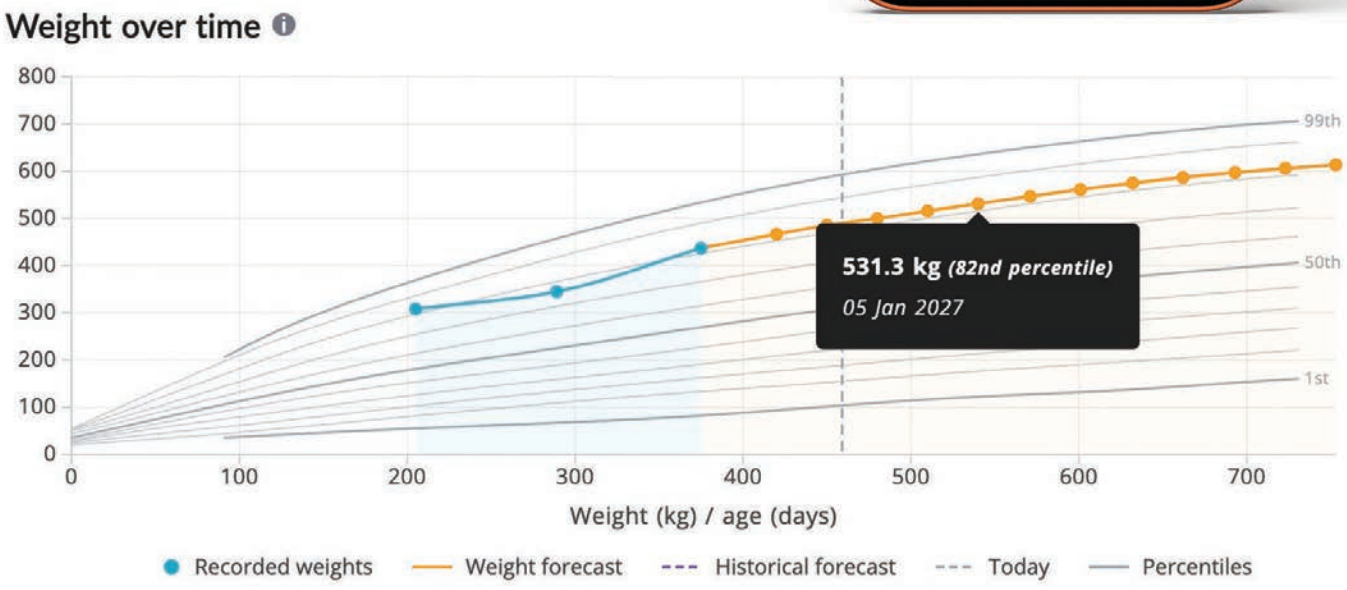



Farmer takeaway:

Check whether the mob has changed before treating a lower average as a feeding problem.



Farmer takeaway:

Consider feeding value as well as feed volume when planning the next move.

Is that paddock's feed up to the job?

Choosing the next paddock means considering both the amount of feed and what it can offer the livestock. Foragecaster uses the recorded pasture mix and growth stage to estimate energy value, with supporting information on digestibility, protein and fibre. Bring those estimates into decisions about which mob to put where and whether supplementary feed needs considering. Use them alongside feed quantity, the animals' requirements and what you see in the paddock.

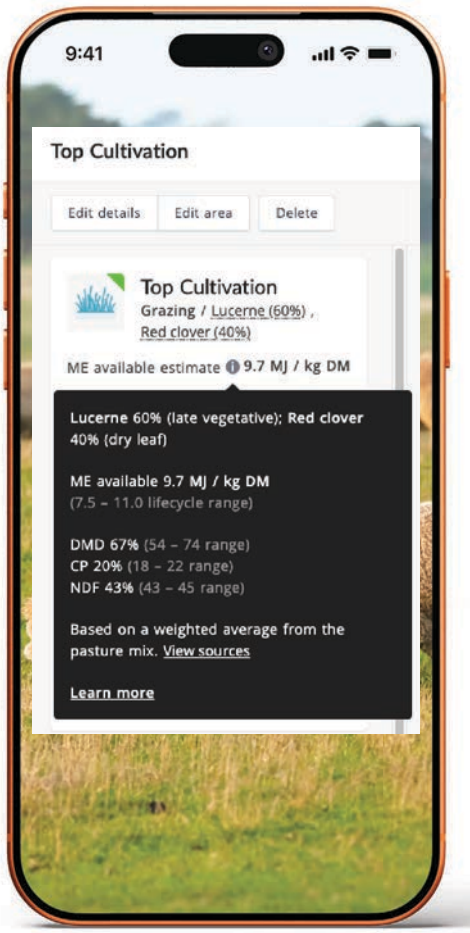

An estimated energy value with supporting nutrient information. The figures describe a modelled pasture mix, not a laboratory test of this paddock.

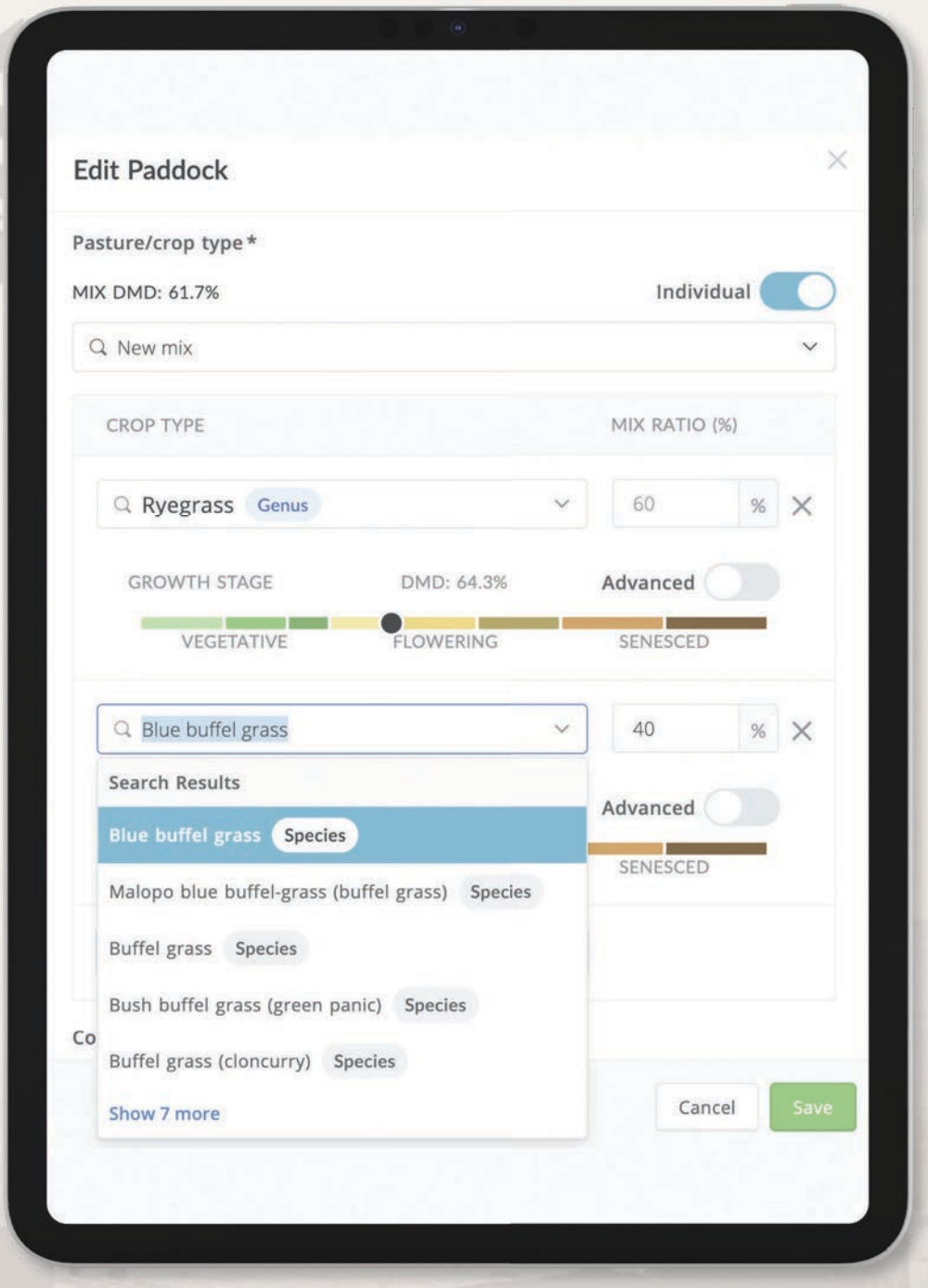

Plant mix → evidence and estimates → paddock-quality estimate.

Make the estimate reflect your paddock

The mix of plants in a paddock helps explain what that pasture can offer the mob. Recording the mix gives the quality estimate a more useful starting point for grazing and feeding decisions. Follow the supporting evidence to see which values come from measurements and where related plants help fill a gap. That detail helps you judge how much weight to put on an estimate and when a closer paddock check or feed test would be useful.

Farmer takeaway:

Use what you know about the pasture mix to make the estimate more relevant to your farm.

ForageSight: pasture knowledge in one place

When you want to understand a pasture plant, finding useful information can mean searching through scattered guides and papers. ForageSight brings plant relationships, nutritional information and supporting sources into one place to explore. Search by a familiar common name or a scientific name, then follow the evidence behind the values. The catalogue shows where measurements are available and where estimates help fill the gaps.

Farmer takeaway:

Find a starting point for pasture questions without beginning a new literature search each time.

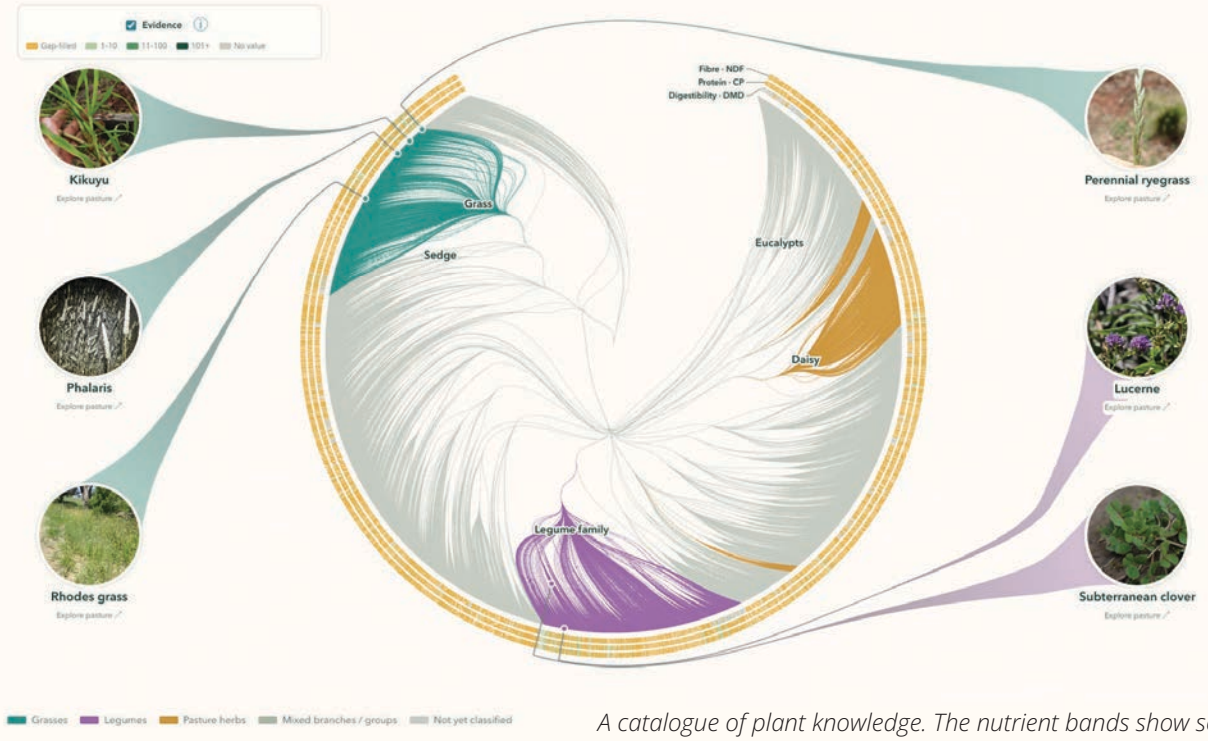

A catalogue of plant knowledge. The nutrient bands show source coverage and estimates, not the proportion of a paddock occupied by each plant.

7,640

plant species.

OVER

11,000

cultivar and brand records each linked to its species.

Explore what a pasture plant could offer

A familiar plant name is only the beginning. Look at its growth habits, nutritional estimates and the conditions described in the supporting studies. Use that information to prepare questions for your adviser about pasture management or species choices. Regional pasture-growth profiles add seasonal context, while the source details help you judge what is relevant to your location. An estimate is a starting point for a farm decision, to be checked against local experience.

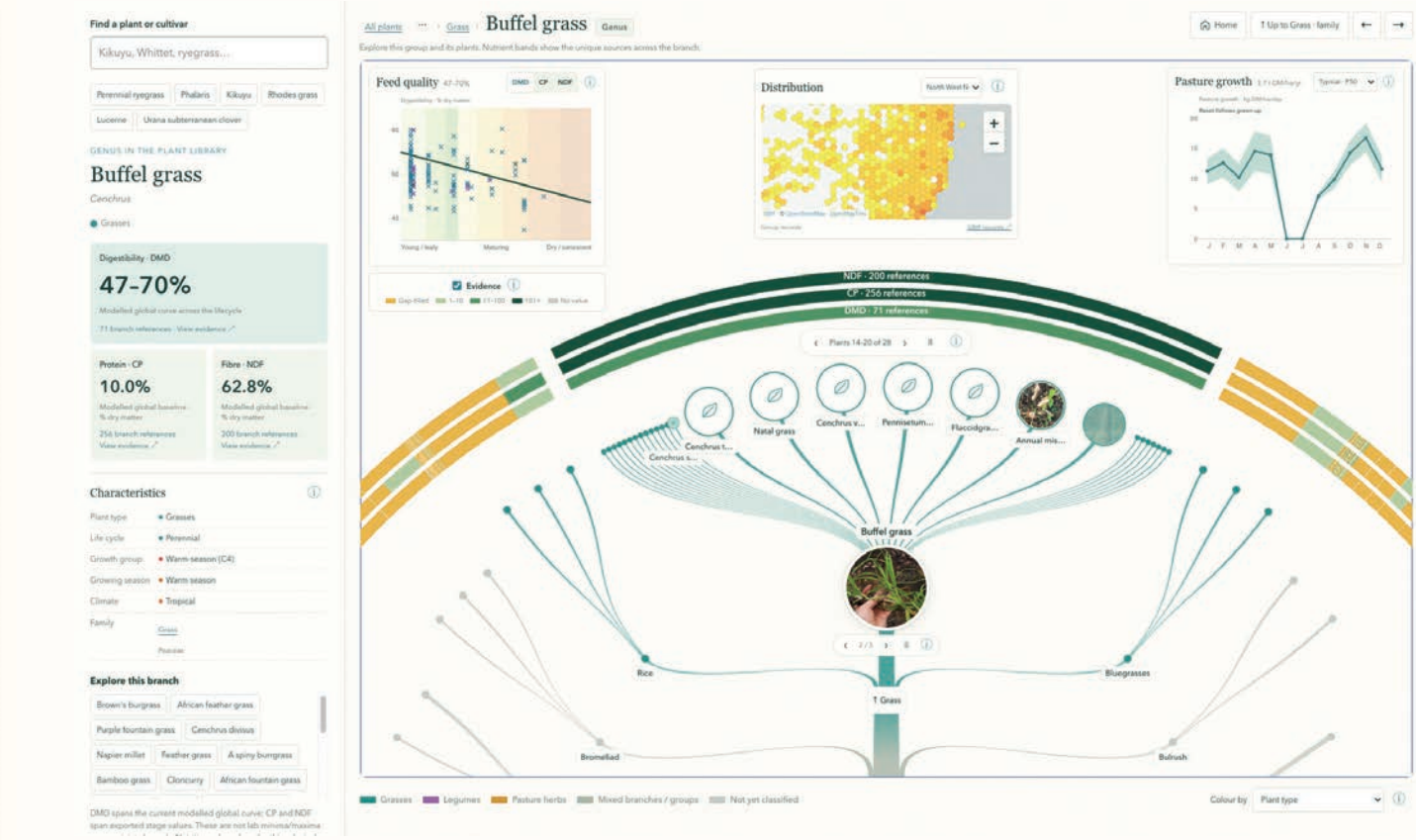

Nutrient values are modelled estimates. Pasture-growth curves describe a regional pasture class, not a measurement of the selected species or paddock.

117,946
research papers read.

706,734
nutrition measurements.

10,338
growth stage papers.

48,236
papers with nutrition data.

163,300
measurements tied to a growth stage.

7,633
measurements from at least 399 Australian studies.

Farmer takeaway:

Bring better-informed questions to a pasture or feeding discussion with your adviser.

Keep the feeding round organised

When several people share the feeding, everyone needs to know what is due and what has already been done. Set the feed, mob, rate and schedule, then assign responsibility. Feed Planner brings the work into the mobile task list, with feed used, remaining feed and cost information available in the plan. Record each feed as it is done so the next person can pick up the work with a clear picture.

From feed-plan details to scheduled feeding tasks and completed records.

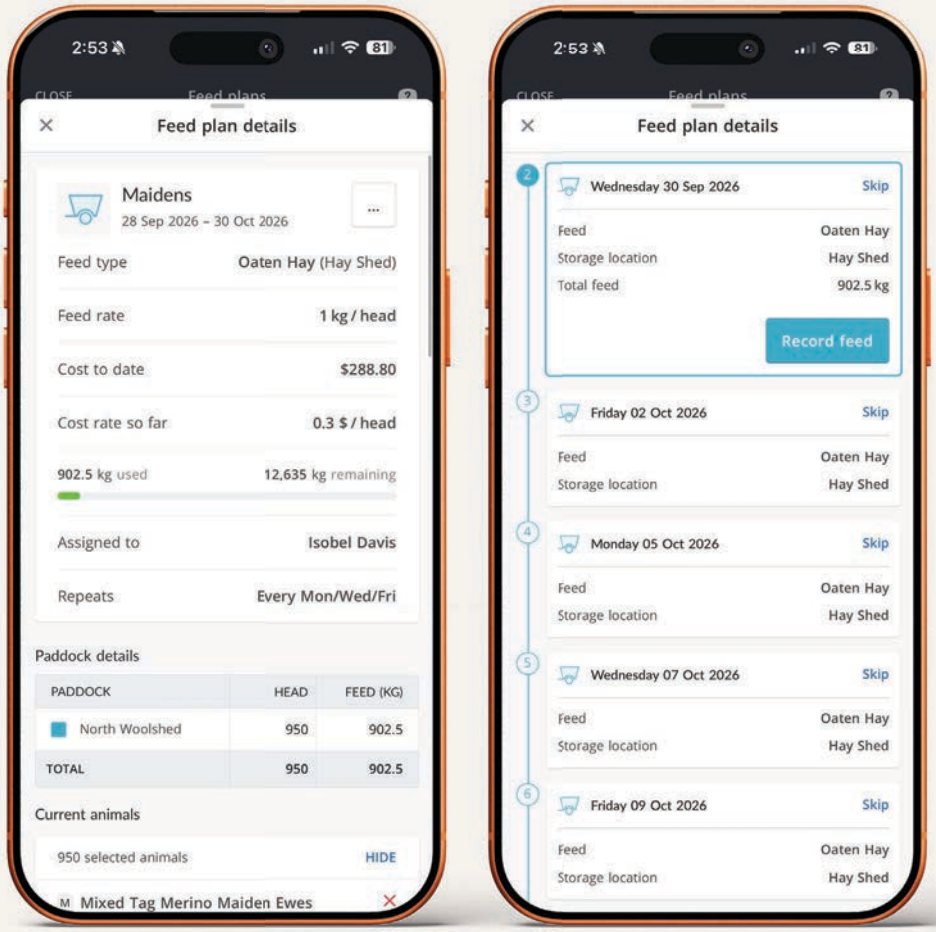



Farmer takeaway:

Know what to feed, when it is due, who is responsible and what feed is left.



Farmer takeaway:

The aim: a clearer evidence base for comparing feed options with your adviser.

Know more about the feed you are buying

When you are buying hay, silage, grain or by-products, the ingredient name alone does not tell you its feeding value. We are building an evidence base that keeps the ingredient, feed form, nutritional information and study source together. The aim is to support better-informed feed comparisons and future tools that connect pasture and supplementary-feed knowledge. This is developing research; a particular load of feed still needs information relevant to that product.

1,094
feeds in the catalogue

53,961
citations to 8,662 papers

8
measures, from protein to energy

Feeds by type

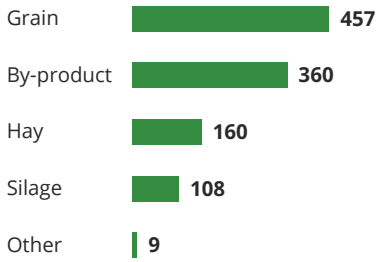

What a row looks like

Feed	Papers	Protein %	Fibre (NDF) %
Soybean meal	2,774	46.2	14.8
Corn grain	1,527	9.0	12.8
Corn silage	1,303	8.2	46.5
Lucerne hay	535	17.0	44.8
Wheat straw	275	3.7	76.0

WHAT ONE RECORD HOLDS

Lucerne hay

Feed form: hay · 535 papers, 619 observations · Confidence: high for every measure

Crude protein	Fibre (NDF)	ADF	Digestibility (DMD)	Energy (ME)	Dry matter
17.0%	**44.8%**	**32.6%**	**65.8%**	**8.6**	**89.4%**
range 13.3–20.9%	range 33.0–55.2%	range 20.7–42.0%	from 24 papers	MJ/kg DM, from 101 papers	range 82.2–93.6%

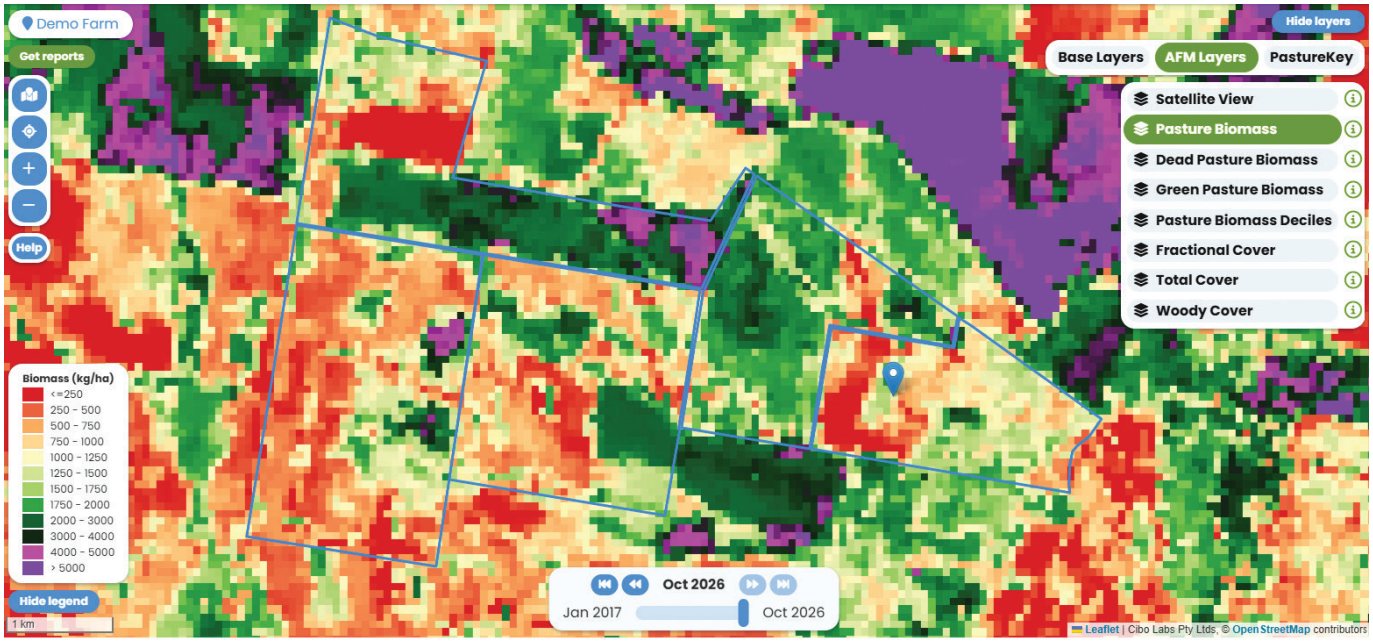

Cibo Labs and the Australian Feedbase Monitor: pasture biomass, cover and seasonal context.



Farmer takeaway:

Use the whole-property view to focus your next paddock checks. Secondary action: Then explore the Australian Feedbase Monitor.

See where to take a closer look

Getting around every part of the property takes time. The Australian Feedbase Monitor (AFM), a joint initiative of Cibo Labs and MLA, gives you a property-scale view of satellite-estimated pasture biomass and ground cover, with historical trends. Use it to spot areas or changes worth checking on the ground and compare the current season with earlier ones. Foragecaster also supports Cibo Labs' work to add pasture-quality information alongside this picture of feed quantity.

Pasture history back to

2017

rolling monthly biomass estimates updated every five days.

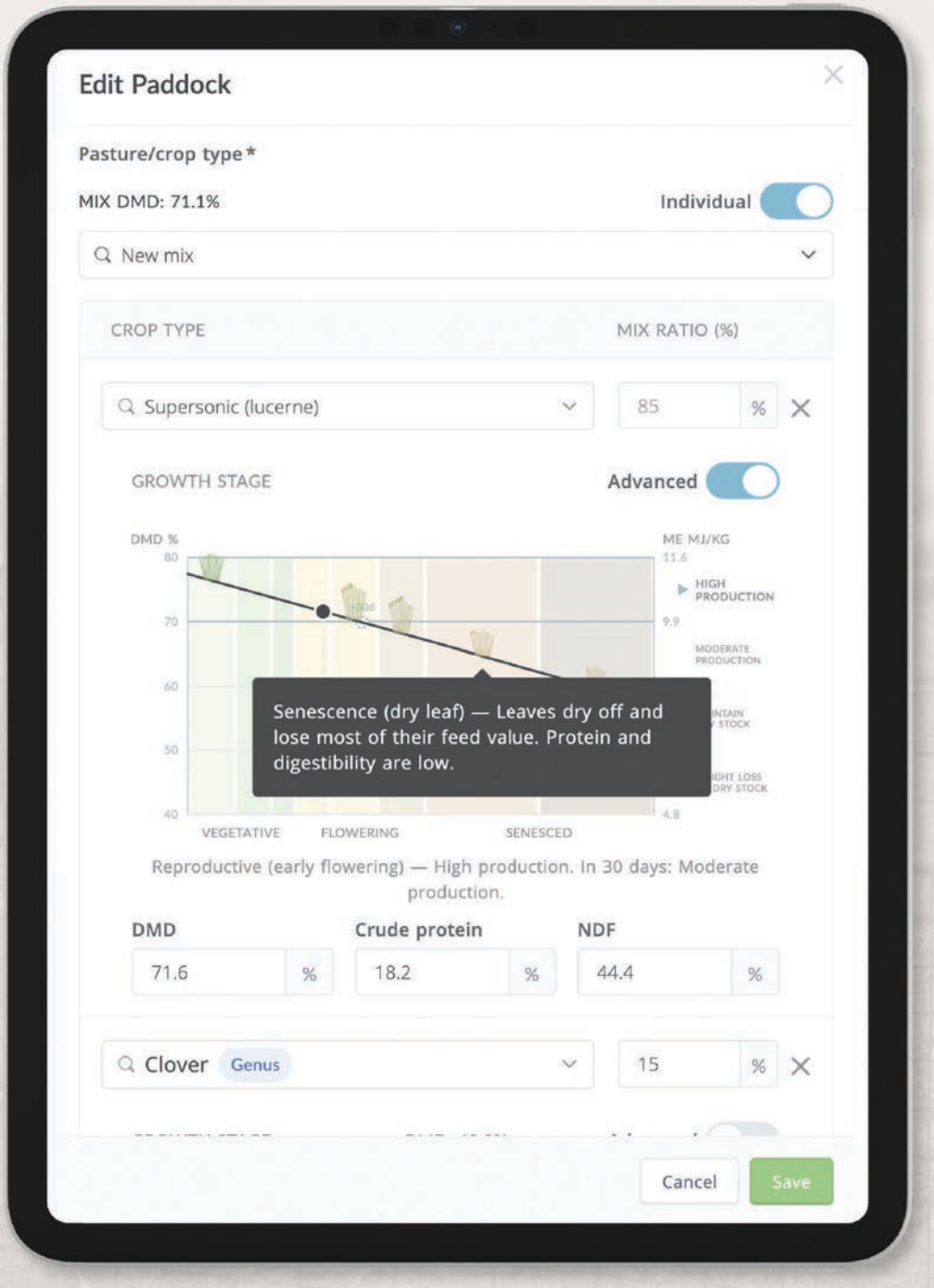

Recheck feed quality as the season changes

As pasture grows and matures, its feeding value changes. Foragecaster uses your pasture types, region and rainfall to predict how your pasture is likely to progress through its lifecycle. You can adjust the growth stage using the Advanced slider to match what you see in the paddock. This helps you judge whether pasture can support your livestock growth targets or whether supplementary feed may be needed.

Lifecycle view: Adjust the growth stage to reflect paddock conditions. Digestibility and energy values shown are estimates.

Farmer takeaway:

Start with the prediction, then use your paddock knowledge to refine the estimate.



Farmer takeaway:

Plan around seasonal growth and check recovery before the next move.

Will the next paddock have time to recover?

The rest period that suited one part of the season may need changing as pasture growth speeds up or slows down. Regional pasture-class profiles help you explore seasonal patterns and rainfall assumptions before settling on a rotation. Separately, pasture-quantity forecasting research is strongest over the next 15–30 days and becomes less reliable further ahead. Use the regional profiles as a starting point, then check the next paddock's actual condition and revisit the plan as new information arrives.

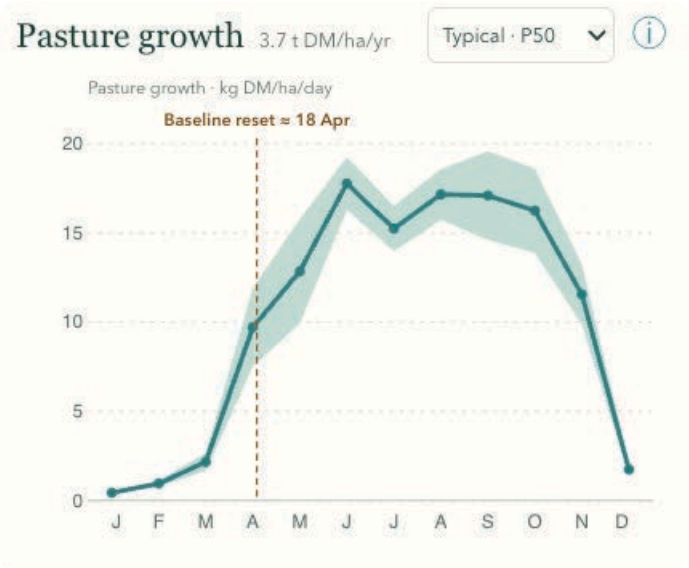

A modelled regional pasture-class profile in kg dry matter per hectare per day. Actual growth will vary with local conditions and management.

Plan for a more resilient farm

AgriWebb's Carbon Calculator puts existing livestock, feed and fertiliser records to work, alongside other required inputs. It uses the AIA Environmental Accounting Platform (EAP) to estimate emissions by source, helping you and your adviser identify which management changes deserve a closer look. The calculation runs within AgriWebb's own infrastructure.

Good feed is only useful if stock can reach water. The water-access design shows the share of each paddock within a chosen distance of water. Use it to spot where water access may limit pasture use and to discuss grazing moves, gate access or another water point.

Greenhouse Accounting Framework ›

Powered by ENVIRONMENTAL ACCOUNTING PLATFORM

Calculate your farm's carbon emissions across beef, sheep and crop enterprises using the AIA Environmental Accounting Platform (EAP).

Total CO2 emissions

Farm totals are yearly and include sequestration.

FARM TOTAL	BEEF TOTAL	SHEEP TOTAL
609.6 T-EC02/FARM/YR	**511** T-EC02/FARM/YR	**98.6** T-EC02/FARM/YR

Farmer takeaway:

Spot where water access may limit paddock use, and use your farm records to inform longer-term decisions.

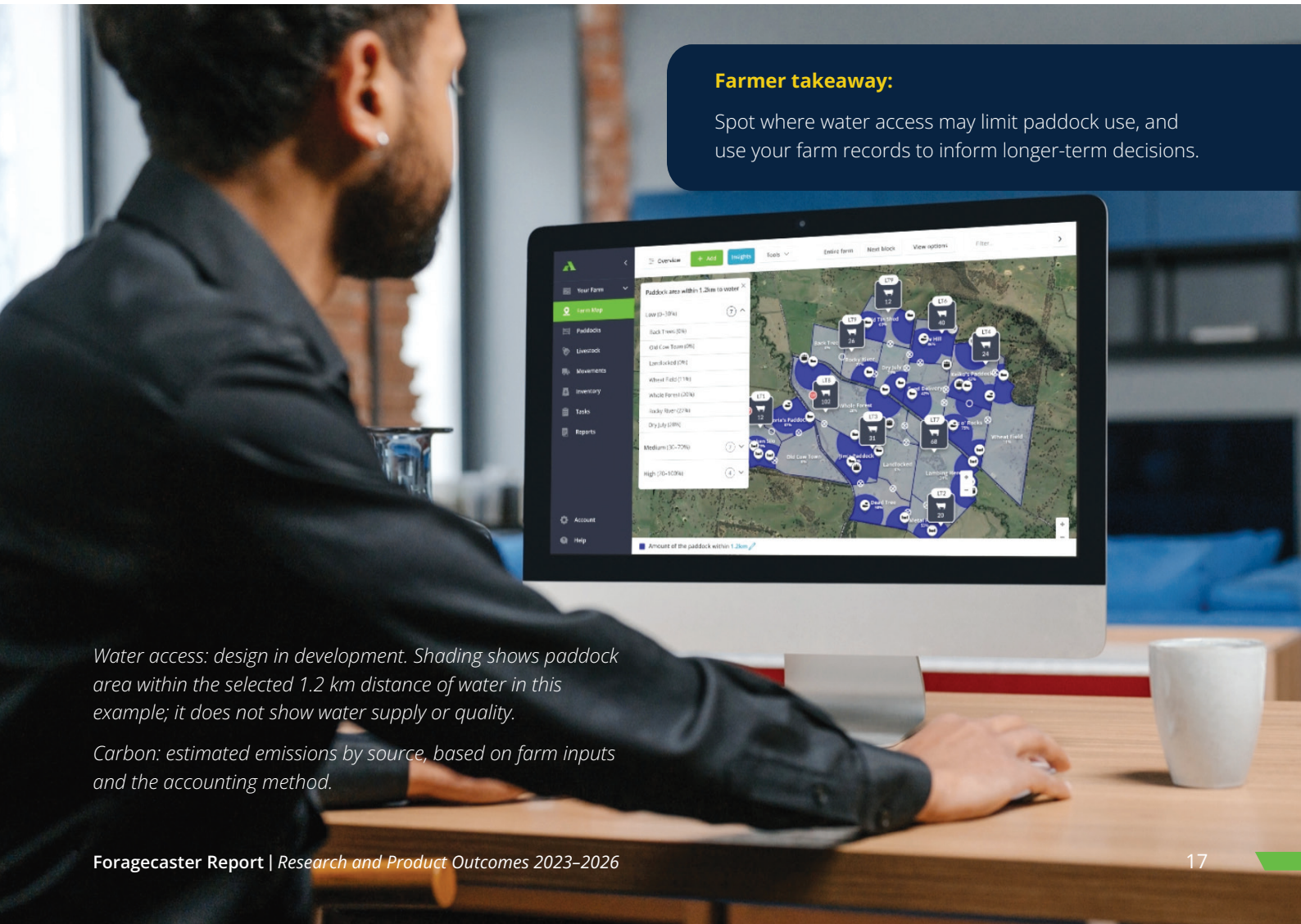

Water access: design in development. Shading shows paddock area within the selected 1.2 km distance of water in this example; it does not show water supply or quality.

Carbon: estimated emissions by source, based on farm inputs and the accounting method.

Built around the work farmers do

A useful tool has to fit the working day: explaining a move to the team or changing a rotation as conditions change. The design research included over 50 interviews with Australian livestock farmers and 81 valid survey responses from livestock and mixed-farm managers. Farmers repeatedly valued simplicity, flexibility and the ability to adjust a plan. Those findings, together with beta-farm feedback, helped refine the designs from sketches to prototypes and product screens. Continued feedback helps identify what still gets in the way.

Farmer takeaway:

Producer experience helps decide what needs to be clearer, simpler or changed.



From sketches to prototypes and product screens: design informed by producer feedback.

OVER

3,000

different variables analysed from 400 pasture cuts.

OVER

50

interviews with Australian livestock farmers.

81

valid survey responses from livestock and mixed farm managers.

MORE THAN

70

people involved in the Foragecaster project.

The people and partnerships behind Foragecaster

Foragecaster brings together industry, research and technology partners to support Australian livestock producers. We thank the producers who contributed records, field knowledge and feedback, and the teams who developed, tested and delivered the work.

Your farm data: Personal farm locations were not shared with researchers without the producer's permission. Participating Foragecaster beta farms gave that permission for the project. Sharing research insights does not make an individual farm's records or location public.

Availability: Examples reflect October 2026. Features continue to develop; access depends on farm setup, plan, permissions and release. Interpret estimates alongside knowledge of the farm and the data used.

Funding: This project was supported by funding from Food Agility CRC Ltd, funded under the Commonwealth Government CRC Program. The CRC Program supports industry-led collaborations between industry, researchers and the community. This research was also partially supported by funding from Meat and Livestock Australia (MLA).

PROJECT PARTNERS

foodagility

AgriWebb

cibolabs

QUT

UTS

mla
MEAT & LIVESTOCK AUSTRALIA



[the benefit of AgriWebb's Foragecaster] is the tying in of rainfall, and where the pasture has the best quality, plus being able to plan scenarios. We can ask, 'what are the livestock nutriton requirements? Or, 'are there any gaps in our available pasture?' If we just go by eye, we're chasing our tails. Getting all of this data from AgriWebb ahead of time is optimum for us.

Charlie Dutton
Central Tablelands Sheep Producer

That's exactly where we need to go. If you can take complex data and boil it down to one commercially relevant number for a manager to use, rather than a wall of metrics, it gets you much closer to a true value point. That's going to be really valuable.

Doug McNicholl
SE Queensland Cattle Producer



Book an AgriWebb demo

What is the problem you're trying to solve?

Start with something you need to work through: recording a busy day without relying on memory, planning the next rotation, checking a sale-weight target or deciding what feed needs attention. Book an AgriWebb demo to explore the tools available for your operation and how they fit with your current setup. The team can also show where Foragecaster's pasture and livestock research is heading.



Have questions? Chat to us

02 8311 4675

info@agriwebb.com

agriwebb.com

AgriWebb