



Aoudi Ceiling

Sonus Wood

Sonus Wood acoustics are designed to seamlessly cover larger surface areas simply, beautifully, and most importantly, functionally. Transforming simple walls and ceilings into stunning ambient or accent additions, that also solve a space's sound challenge, has never been easier. Other wood systems require additional acoustic materials, large holes or gaps, and sub-walls. Trava and Aoudi are different, they are the acoustic panel, no extra work or products required. And thanks to our close partnership with Jacaranda Sanfoot, Sonus Wood can be matched and sequenced across millwork, MDF, and direct to drywall veneer.

Say bye-bye to fiberboard.

Welcome to the next generation of wood panels. The noise canceling acoustic core adds function, updated materials are eco-friendly and dramatically reduce weight, and installation is simpler. Only the great look of the old panels remains.

Your Products & Our Purpose

Craft purposeful and beautiful acoustically absorbent products that help designers and builders easily create spaces that enable people to connect and be at their best.



UNMATCHED
PRODUCT
BREADTH

Made in the USA



At the foothills of the
Rocky Mountains

**VACU-
BOND®**

FOR SMOOTHER SURFACES
AND CLEANER CORNERS

2X

FASTER THAN
THE COMPETITION



START TO FINISH
UP-TO-THE-SECOND
ORDER TRANSPARENCY

Specifications

Product Name	Aoudi Ceiling
Content	Premium wood veneer, MDF, and an acoustical core with 56% recycled materials
Thickness	1"
Coverage Area	32 sq ft per kit
Plank Width	6"
Plank Lengths	24", 48", 72", and 96"
Tolerance	1/16"
Weight	1.5lbs per sq ft
Edges	Square and Edgebanded
Sound Performance	ASTM C423-17 NRC: 0.80
Fire Performance	Class B
Variations	Slight and consistent variations in color and woodgrain should be expected when using this material. Slight imperfections are within normal manufacturing tolerances and not visible in standard installations.
Environmental	Panels consume a quarter of the natural resources and have a dramatically lower carbon footprint compared to equivalent millwork.
Maintenance	Vacuum to remove any loose dirt or dust. A damp cloth or compressed air can also be used to dust the material in difficult or large installations. If stains are present, you may saturate a lint-free cloth with a soap and water solution or Murphy's Oil soap.
Warranty	5 years
Unit of Sale	Per sq. ft.

Price



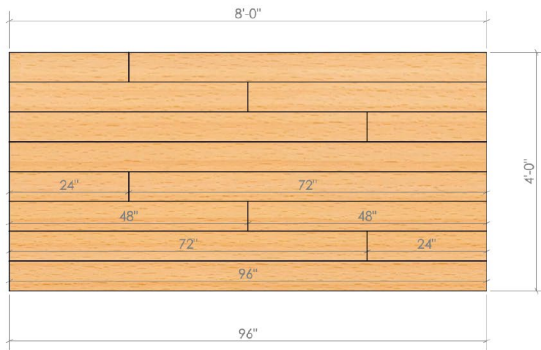
Snap the QR Code or visit sonusna.com to see pricing.

Sonus is the only manufacturer to have published universal pricing because:

- 1) We've got nothing to hide.
- 2) We are here for *you*.

Kits

Starter



- INSTALLATION NOTES:
- LAYOUT PLANKS AND ENSURE COMMON WOOD TONES ARE PLACED TOGETHER, GRADUALLY MOVE TONES THROUGHOUT THE SPACE
 - IDENTIFY STARTING ROW AND SET LASER LEVEL. IT IS HELPFUL TO HAVE A "BENCH" TO REST PANELS ON TO ENSURE A LEVEL FIRST ROW
 - PEEL BACKER OFF BOARD AND APPLY TO WALL. SET EDGE TO LEVEL LINE AT AN ANGEL (NO OR MINIMAL ADHESIVE CONTACT) AND THEN PRESS BOARD TO WALL ENSURING BOARD IS STILL LEVEL TO LINE
 - APPLY REPEATED PRESSURE TO PLANK TO ENSURE GOOD BOND WITH WALL SURFACE

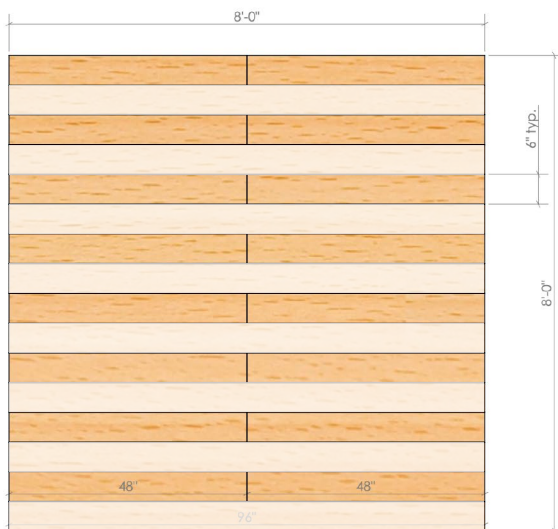
Planks Included

24"	Quantity: 4
48"	Quantity: 4
72"	Quantity: 4
96"	Quantity: 2

SUBWAY TILE - 32 sq. FT. STARTER KIT - ELEVATION

- STARTER KIT PANEL SIZE & QUANTITY
- 24" x 6" Qty. 4
 - 48" x 6" Qty. 4
 - 72" x 6" Qty. 4
 - 96" x 6" Qty. 2
- KIT 96" (NOT SHOWN)
- 96" x 6" Qty. 8

48" (one 48" with one 96" shown)



- INSTALLATION NOTES:
- LAYOUT PLANKS AND ENSURE COMMON WOOD TONES ARE PLACED TOGETHER, GRADUALLY MOVE TONES THROUGHOUT THE SPACE
 - IDENTIFY STARTING ROW AND SET LASER LEVEL. IT IS HELPFUL TO HAVE A "BENCH" TO REST PANELS ON TO ENSURE A LEVEL FIRST ROW
 - PEEL BACKER OFF BOARD AND APPLY TO WALL. SET EDGE TO LEVEL LINE AT AN ANGEL (NO OR MINIMAL ADHESIVE CONTACT) AND THEN PRESS BOARD TO WALL ENSURING BOARD IS STILL LEVEL TO LINE
 - APPLY REPEATED PRESSURE TO PLANK TO ENSURE GOOD BOND WITH WALL SURFACE

Planks Included

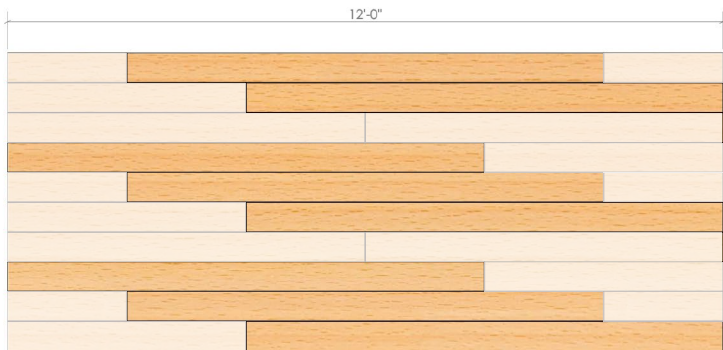
48"	Quantity: 16
-----	--------------

BRICK - 64 sq. FT. - (1) 48" KIT & (1) 96" KIT - ELEVATION

- KIT 48" PANEL SIZE & QUANTITY
- 48" x 6" Qty. 16
- KIT 96" PANEL SIZE & QUANTITY
- 96" x 6" Qty. 8

Kits

96" Kit (1 96" Kits with 1 Starter Kit shown)



Planks Included
96" Quantity: 8

SUBWAY TILE - (2) STARTER KITS & (1) 96" KIT- ELEVATION

- PANEL SIZE & QUANTITY
- 24" x 6" Qty: 8
 - 48" x 6" Qty: 8
 - 72" x 6" Qty: 8
 - 96" x 6" Qty: 12

Layouts

With the three available kits — Starter, 48", and 96" — any layout of your choice can be made! Whether is a brick pattern, rows and columns, staggered, or herringbone.

Installation

	Drywall — Level 4/5 Finish	Drywall — Standard Finish	Drywall Grid with Plywood	ACT Grid — 15/16	CMU Block or Concrete
Peel n Stick	YES		YES		
Spear Clips	YES ¹	YES ²	YES	YES	YES ²

¹ 1x4 furring strip recommended

² 1x4 furring strip **required**

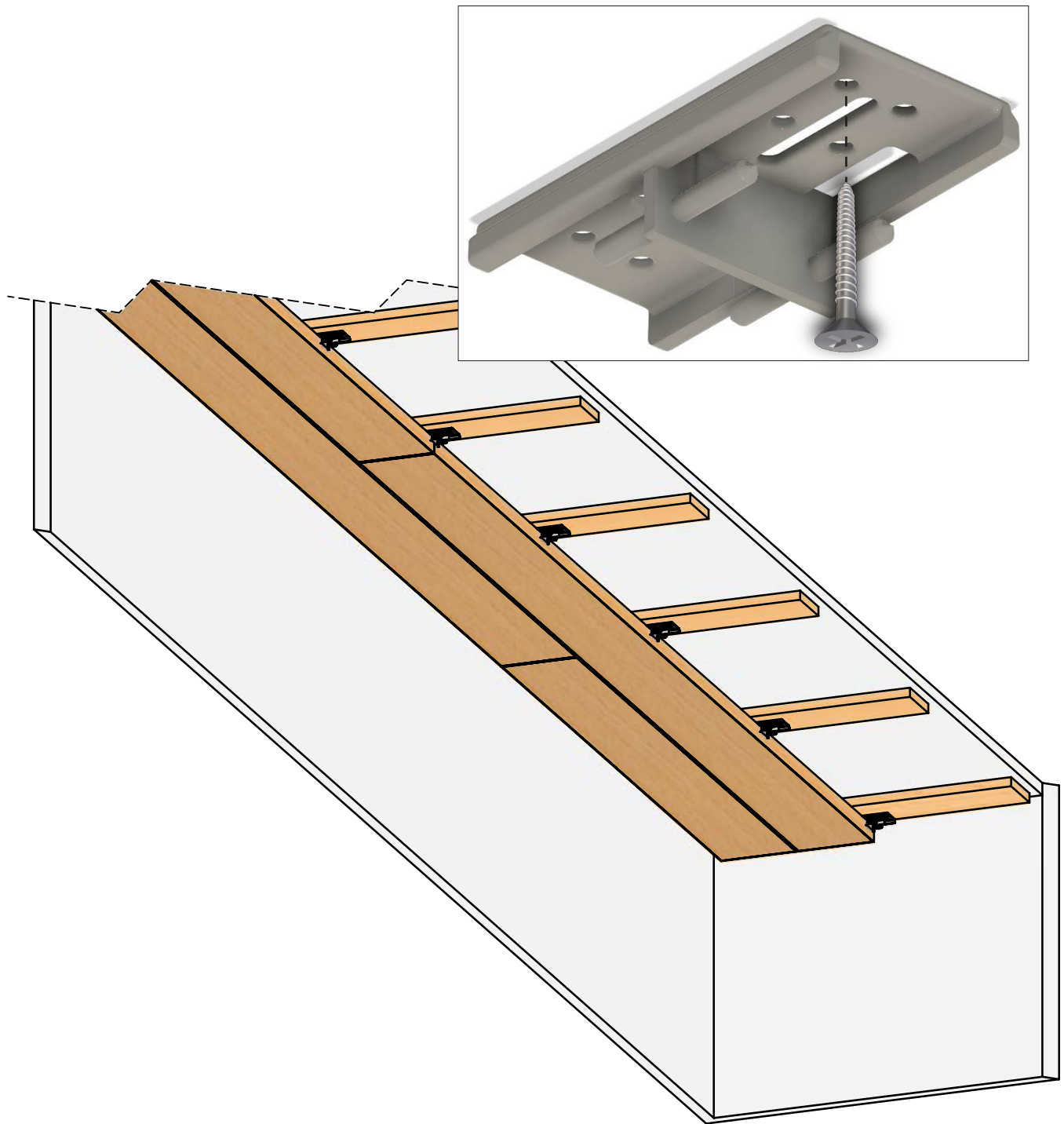
We recommend painting plywood black to provide a more aesthetic and consistent reveal.

Peel n Stick is a double-sided press-on adhesive specifically designed for Sonus products! For grid ceilings, adhere 4x8 plywood to your ceiling, make a line guide on the plywood, press-on planks, and go!

Our planks behave like natural wood. There can be variation in veneer tonality and thickness (up to 1/16"). Reveals help address these natural imperfections. A minimum 1/16" reveal is recommended.

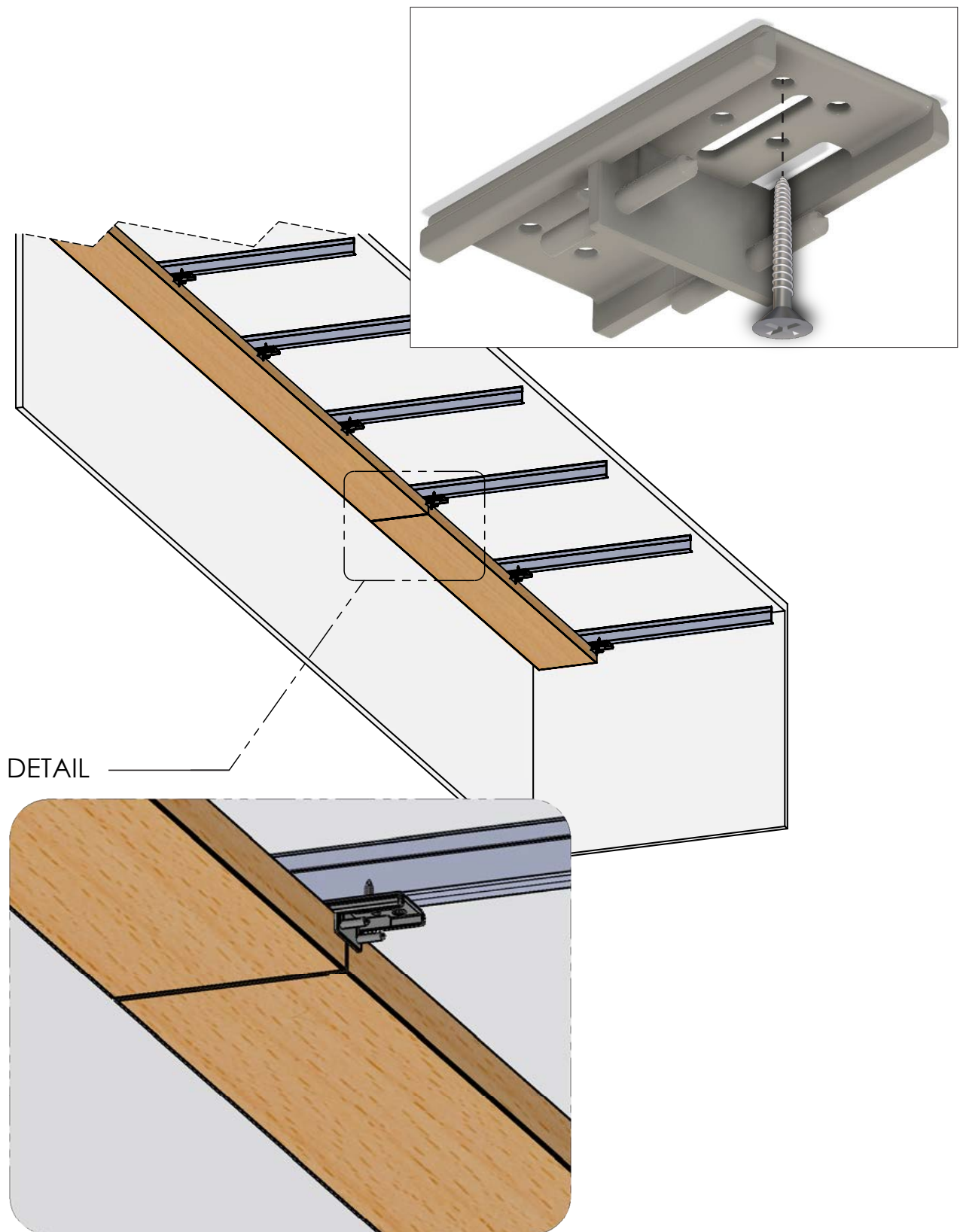
Installation

Spear Clips to Furring Strips



Installation

Spear Clips to Ceiling Grid



Installation


Peel n Stick to Plywood

Peel n Stick is a double-sided press-on adhesive specifically designed for Sonus products! First, adhere 4x8 plywood to your ceiling, make a line guide on the plywood, press-on planks, and go!

3M PEEL & STICK ADHESIVE
PRE-INSTALLED

AOUDI PLANK
6" x 1 1/4"

FELT PAD SPACER
 $\phi \frac{1}{2}" \times \frac{1}{8}"$



Color & Finishes



One in a Million

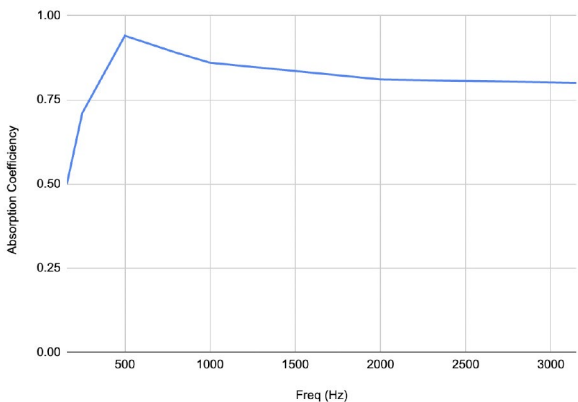
Sonus offers over one hundred veneers, custom staining, and sequencing to meet the needs of any project.

Proudly partnering with



Test Results

Absorption Coefficient vs. Freq (Hz)



Freq (Hz)	Absorption Coefficient
160	0.50
250	0.71
500	0.94
800	0.89
1000	0.86
2000	0.81
3150	0.80
NRC	0.83

The Noise Reduction Coefficient (NRC) is calculated as the arithmetic average of the absorption coefficients in the shaded bands only (250, 500, 1250 & 2000 Hz).

ASTM C 423-17: Type F Mounting as defined by ASTM E795 using two pieces of 0.5 in aluminum stock bar placed on floor to lift material with trim pieces to simulate a typical wall installation with mounts.