



sonus

Side Step

Sonus Felt

Sonus Felt

Adaptable Acoustics for Sophisticated Specifiers

Sonus Felt is where acoustic performance meets expressive form. Designed for clarity, made to last, and endlessly shapeable — this is sound softened with intention. From bold palettes to sculpted geometry, every product balances sustainability, durability, and design freedom in equal measure.

Specifications

Product Name	Side Step
Content	100% Polyester (PET) with a minimum of 60% recycled content
Felt Thickness	12mm
Width	36.25"
Height	47.5", 59.5", 95.5"
Max Depth	3.75"
Tolerance	1/32"
Weight	One channel averages .5 lbs per sq ft
Edge	Exposed felt
Sound Performance	ASTM C423-17: NRC = 1.05
Fire Performance	Product made from Class A PET felt material tested under ASTM-84
Variations	Sonus Felt uses an industry standard felting process. Slight and consistent variations in color and "heathering" should be expected when using this sustainable material. Slight imperfections are within normal manufacturing tolerance and not visible in standard installations.
Maintenance	Vacuum to remove any loose dirt or dust. You may use a soft or plastic bristle brush to loosen it. Avoid excess pressure. Compressed air can also be used to dust the material in difficult or large installations. If stains are present, you may saturate a lint-free cloth with a mild detergent or soap and water solution.
Warranty	10 years
Unit of Sale	Per section, minimum order quantity: 2

Price



Snap the QR Code or visit sonusna.com to see pricing.

Sonus is the only manufacturer to have published universal pricing because:

- 1) We got nothing to hide.
- 2) We are here for you.

Specifications




Environmental

- Minimum 60% post-consumer recycled PET (third-party certified)
- 100% recyclable material composition
- Formaldehyde: Not detected
- Ultra-low VOC emissions (near-zero TVOC)
- Free of:
 - SVHCs (>0.1%)
 - Heavy metals & restricted substances (RoHS)
- Select products utilize mechanical joinery construction, eliminating the need for adhesives and enabling monomaterial recyclability
- Reduced reliance on chemical adhesives supports improved indoor air quality
- EPD-backed lifecycle transparency (ISO 14025 / ISO 21930)
- Designed for long service life (~30 years)

Certifications

- **GREENGUARD Gold Certified® (UL 2818)**
Certified for low chemical emissions supporting indoor air quality
- **OEKO-TEX® STANDARD 100 – Product Class I**
Tested for harmful substances and safe for direct human contact
- **Environmental Product Declaration (EPD) – UL Verified**
Lifecycle assessment providing environmental impact transparency
- **SCS Recycled Content Certified (≥60% post-consumer PET)**
Third-party verified recycled material content
- **Red List Compliant (LBC Framework)**
Free of chemicals of concern per Living Building Challenge criteria
- **REACH SVHC Compliant**
No Substances of Very High Concern above regulatory thresholds
- **RoHS Compliant**
Free of restricted heavy metals and hazardous substances
- **ASTM E84 – Class A Fire Rating**
Meets stringent fire performance requirements for interior materials

Details



PANEL INSTALL

1
PRESS FIRMLY ON FULL LENGTH OF THE CHANNEL.

2
PRESS FIRMLY ON FULL LENGTH OF THE CHANNEL.

3
SLIDE CHANNEL OVER TO FIT SNUG AGAINST ADJACENT CHANNEL.

CHECK CHANNEL IS VERTICALLY LEVEL.

USE INCLUDED FELT TRIM EDGE PIECES TO COVER CONNECTION POINTS.

USE CONTRACTOR-PROVIDED CONSTRUCTION ADHESIVE.

IF WALL HAS OUTSIDE CORNERS, OVERHANG ONE SET OF Z-BAR 1/2" PAST WALL CORNER.

USE FELT T PIECES ON EN SECTIONS / OUTSIDE CORNERS. INSIDE CORNERS NOT NEED T

IF POSSIBLE, START FROM CORNERS AND WORK OUTWARDS.

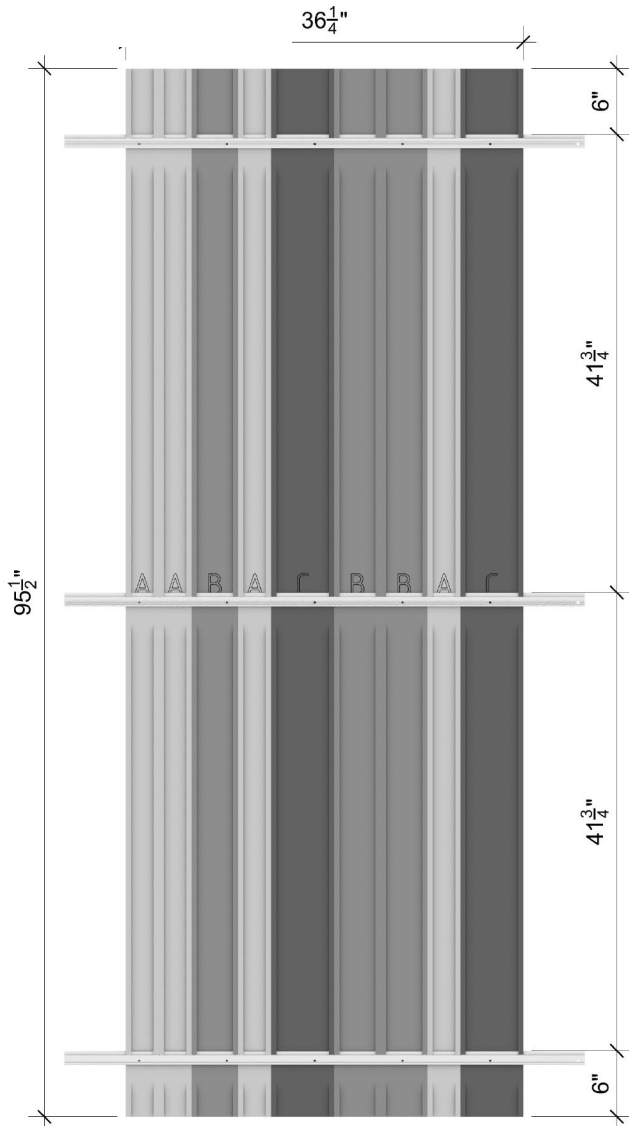
IF POSSIBLE START FROM CORNERS

INSTALL A PAIR OF Z-CLIPS:

- ONE ON CHANNEL
- ONE ON WALL WHEN TRIMMING

Construction & Hardware

1 BACK VIEW



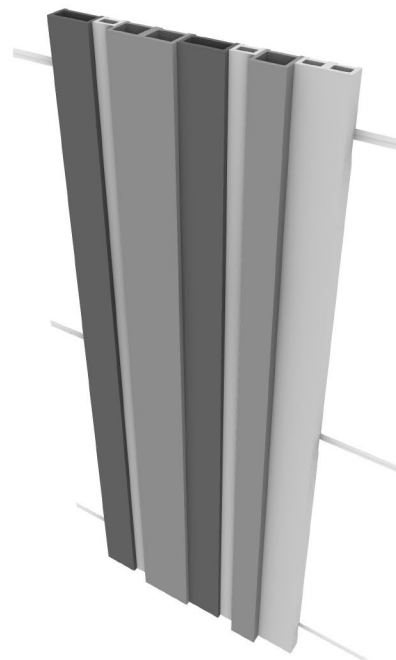
8 FOOT SECTION

ONE SECTION INCLUDES:
9 CHANNELS AT 8 FEET TALL

REPEATING PATTERN
C - A - B - B - C - A - B - A - A

CHANNEL QUANTITIES
CHANNEL A - QTY 4
CHANNEL B - QTY 3
CHANNEL C - QTY 2

2 PERSPECTIVE VIEW

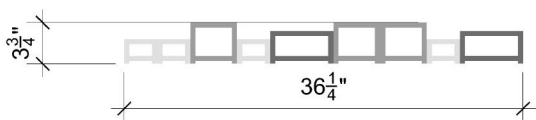


4 PERSPECTIVE VIEW



LETTER IDENTIFICATION
ENGRAVED ON BACK
OF FELT CHANNEL.

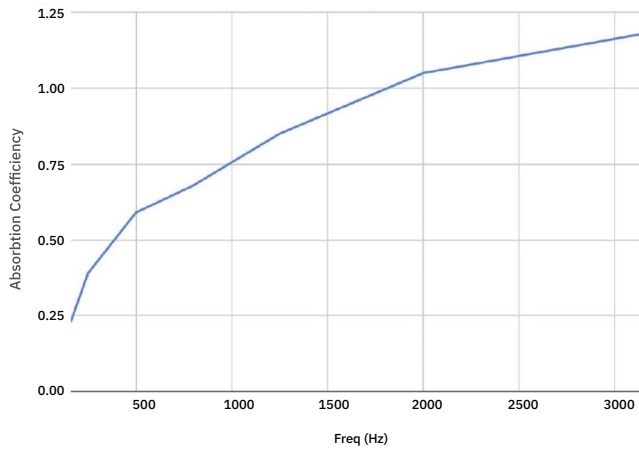
3 BACK VIEW



Test Results



Absorbition Coefficiency vs. Freq (Hz)



Freq (Hz)	Absorption Coefficiency
-----------	-------------------------

160	0.45
-----	------

250	0.78
-----	------

500	1.09
-----	------

800	1.18
-----	------

1250	1.12
------	------

2000	1.06
------	------

3150	1.01
------	------

NRC	1.05
------------	-------------

The Noise Reduction Coefficiency (NRC) is calculated as the arithmetic average of the absorption coefficients in the shaded bands only (250, 500, 1250 & 2000 Hz).

ASTM C 423-17: Type F Mounting as defined by ASTM E795 using two pieces of 0.5 in aluminum stock bar placed on floor to lift material with trim pieces to simulate a typical wall installation with mounts.