

Meriden Absolute Return High Risk Sub-Fund Clase B

JUL 2025

General Information

Currency	USD	ISIN	AD000A1W8K74
Ticker	MARHRBU AD Equity		

Investment Policy

DESCRIPTION

MERIDEN ABSOLUTE RETURN HIGH RISK SUB-FUND is an open-end investment Fund incorporated in the Principality of Andorra. MERIDEN ABSOLUTE RETURN will invest in all types of instruments and financial assets primarily characterized by their liquidity and global scope.

INVESTMENT HIGHLIGHTS

The Sub-Fund's primary investment objective is to achieve capital appreciation investing in assets on the regulated financial markets.

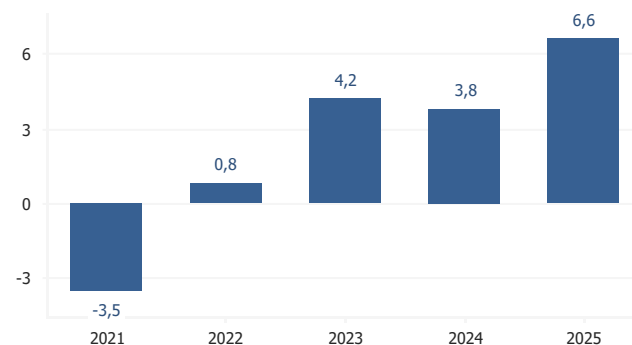
MERIDEN ABSOLUTE RETURN HIGH RISK will seek capital appreciation by investing from time to time in very high liquidity equity products. The scheme will endeavor to generate stable returns with medium-high risk strategy while maintaining liquidity through a portfolio comprising debt and money market instruments.

MERIDEN ABSOLUTE RETURN HIGH RISK can be distributable to all types of investors. The Sub-Fund is suitable for investors seeking a continuous return with a mid term investment horizon.

Base 100 Chart



Yearly Performance



Monthly Performance

Year	Jan	Feb	Mar	Apr	May	Jun	Jul	Aug	Sep	Oct	Nov	Dec	Total
2021	1,6 %	-0,3 %	-1,5 %	-1,3 %	3,4 %	-1,3 %	-2,8 %	0,7 %	0,3 %	-0,5 %	-3,6 %	1,9 %	-3,5 %
2022	1,0 %	1,1 %	-1,1 %	0,4 %	2,2 %	-0,4 %	-3,6 %	-1,9 %	-4,1 %	3,7 %	-0,3 %	4,2 %	0,8 %
2023	1,5 %	-1,2 %	3,4 %	2,9 %	-3,6 %	-1,1 %	0,3 %	-0,5 %	-2,5 %	1,2 %	3,9 %	0,1 %	4,2 %
2024	-0,9 %	-1,7 %	0,5 %	2,1 %	2,6 %	-0,3 %	3,8 %	2,2 %	1,4 %	-3,2 %	0,9 %	-3,4 %	3,8 %
2025	2,3 %	2,2 %	0,5 %	2,2 %	-1,0 %	2,2 %	-1,8 %						6,6 %

Statistics

	Fund	Benchmark		Fund	Benchmark
Total Performance (Yearly)	-0,48 %		Last Year Volatility	7,78 %	
Shape Ratio	0,27				

Meriden Absolute Return High Risk Sub-Fund Class B

JUL 2025

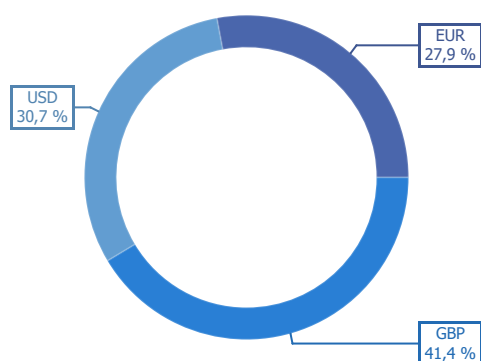
Main Positions

Asset	Type	ISIN	Currency	Weight
iShares 20+ Year Treasury Bond	Equity	US4642874329	USD	14,30 %
iShares eb.rexx Money Market U	Equity	DE000A0Q4RZ9	EUR	11,84 %
iShares Core UK Gilts UCITS ETF GBP	Equity	IE00B1FZSB30	GBP	11,38 %
iShares 1-3 Year Treasury Bond	Equity	US4642874576	USD	10,38 %
iShares UK Gilts 0-5yr UCITS ETF	Equity	IE000RCMNFR9	GBP	8,44 %
Meriden Balanced Portfolio Sub-Fund Classe A	Fund	AD000A14ZV97	EUR	4,66 %
Imperial Brands PLC	Equity	GB0004544929	GBP	3,63 %
Pernod Ricard SA	Equity	FR0000120693	EUR	3,49 %
British American Tobacco Plc	Equity	GB0002875804	GBP	3,46 %
Diageo PLC GBP	Equity	GB0002374006	GBP	2,96 %
Top 10				74,54 %

Other Information

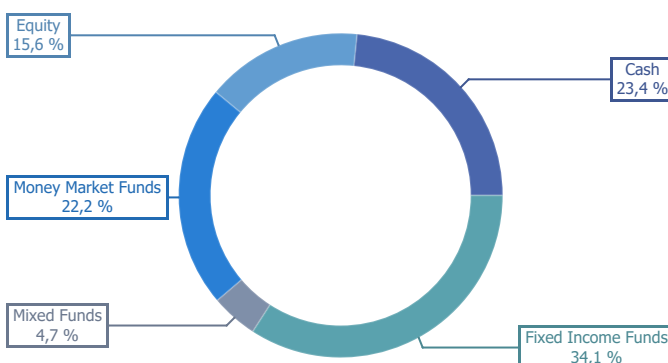
Inception Date	26/10/2018
Registration	Andorra
Subscription Commission	0%
Minimum investment	100.000 USD
Custodian	Andbank
Management Commission	1,25%

Net Currency Exposure

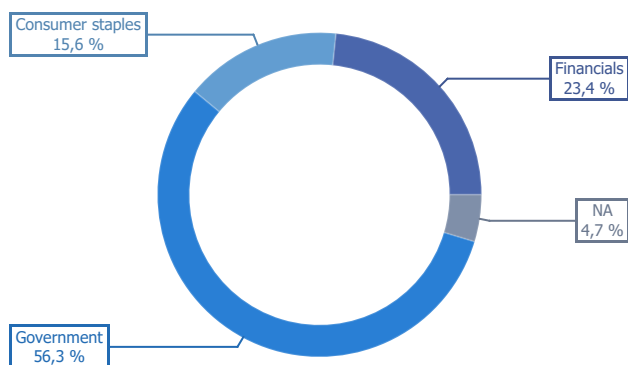


NAV	1.036,81
NAV Liquidity	Monthly
Redemption Commission	3% Max.
Fund Manager I	MERIDEN I.F.M. S.G.O.I.C., S.A.
Auditor	Audria Auditors
Performance Commission	10%

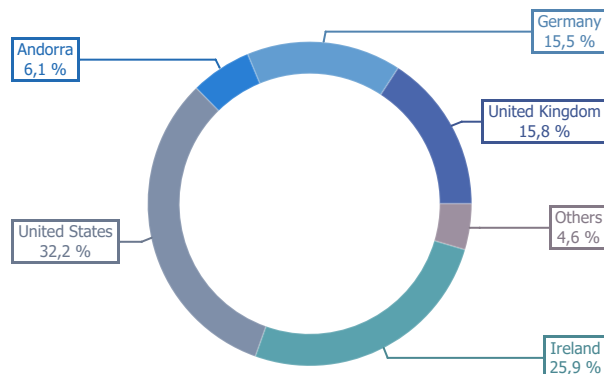
Asset Allocation



Sector Allocation



Country Allocation



The information and any estimates, opinions, forecasts and recommendations contained in this document have been prepared by Fimarge and are provided as is; they do not constitute an offer to enter into an agreement. All the valuations and estimates given herein have been prepared by the Portfolio Management Department the date of issue of this report and may be changed without notice. Investors should bear in mind that past performance is not an indication of future performance. The evolution of the benchmark is presented for informational purposes only, although it does not determine management decisions. Fimarge assumes no responsibility for any direct or indirect loss arising from information contained in this document. The information contained herein has been obtained from reliable sources and, although it has been subjected to rigorous review, may contain errors due to the uncertainty of the future performance of the securities analyzed or managed. Investors who access this report should bear in mind that the securities or instruments referred to herein may not be appropriate to their investment goals. This report should not be relied on for investment decisions and does not constitute an offer to sell, buy, subscribe for or trade in securities or other instruments.