



## EuroBalance Sub-Fund Clase A

JUL 2025

### General Information

Currency	EUR	ISIN	AD000A1XD8R3
Ticker	MUEUBLE AD Equity		

### Investment Policy

#### DESCRIPTION

Multi Strategy Global Fund EURO BALANCE is an open-end collective investment Fund incorporated in Andorra. The Fund's primary investment objective is to achieve capital preservation, by investing in all kinds of financial instruments. The fund will seek capital appreciation, investing with a control of the fund risk that can be rated as medium.

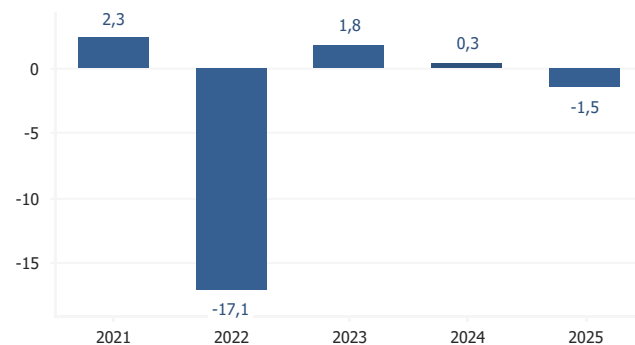
#### INVESTMENT HIGHLIGHTS

EURO BALANCE is suitable for investors who attach importance to a continuous return with a mid term investment horizon and are prepared to take higher risks associated with higher growth investments in order to maximize the return. Investors must be able to accept high volatility and fluctuations in values. The fund can be distributable to all types of investors. The Fund is suitable for investors who seeking a continuous return with a mid-long term investment horizon.

### Base 100 Chart



### Yearly Performance



### Monthly Performance

Year	Jan	Feb	Mar	Apr	May	Jun	Jul	Aug	Sep	Oct	Nov	Dec	Total
2021	0,4 %	-0,2 %	1,5 %	-0,6 %	-0,5 %	0,8 %	-0,4 %	0,3 %	0,1 %	1,2 %	1,0 %	-1,3 %	2,3 %
2022	-1,3 %	-0,4 %	1,1 %	-10,5 %	-0,5 %	-2,7 %	2,1 %	-1,4 %	-4,8 %	0,9 %	0,5 %	-0,7 %	-17,1 %
2023	0,0 %	-0,3 %	0,4 %	-0,1 %	-0,1 %	-0,5 %	0,9 %	-0,7 %	-0,3 %	-1,0 %	2,6 %	1,0 %	1,8 %
2024	0,9 %	-0,5 %	0,4 %	-0,1 %	0,1 %	-0,8 %	-0,4 %	0,0 %	0,2 %	-0,1 %	0,7 %	-0,1 %	0,3 %
2025	0,0 %	-0,1 %	-1,0 %	-0,5 %	0,2 %	-0,6 %	0,4 %						-1,5 %

### Statistics

	Fund	Benchmark		Fund	Benchmark
Total Performance (Yearly)	-1,93 %		Last Year Volatility	1,44 %	
Shape Ratio	-0,51				

## EuroBalance Sub-Fund Clase A

JUL 2025

### Main Positions

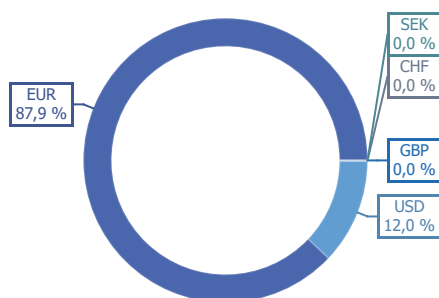
Asset	Type	ISIN	Currency	Weight
AMGEN INC 2% 02/25/26	Bond	XS1369278764	EUR	10,74 %
AIRBUS SE \ 1,375 \ 06/09/2026	Bond	XS2185867830	EUR	10,60 %
EQUINOR ASA \ 0 3/4 \ 05/22/26 (EQNR)	Bond	XS2178833427	EUR	10,57 %
EURONET WORLDWIDE INC \ 1 3/8 \ 05/22/26	Bond	XS2001315766	EUR	10,55 %
EUROPEAN INVESTMENT BANK \ 0% \ 03/13/26 (EIB)	Bond	XS1509006208	EUR	9,48 %
EXXOM MOBIL CORP 1.408% 06/26/39	Bond	XS2196324011	EUR	7,80 %
Prestige Alternative Finance EUR	Fund	KYG722711101	EUR	7,33 %
DNCA Invest - Alpha Bonds	Fund	LU1694789709	EUR	5,41 %
Candriam Bonds Credit Alpha	Fund	LU2098772523	EUR	5,36 %
TREASEURY BILL 0% 08/21/25 (Letras del Tesoro)	Bond	US912797PP64	USD	5,13 %
<b>Top 10</b>				<b>82,97 %</b>

### Other Information

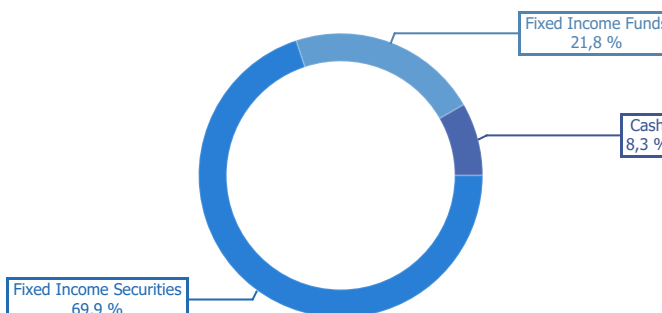
<b>Inception Date</b>	13/02/2014
<b>Registration</b>	Andorra
<b>Subscription Commission</b>	Max 2%
<b>Minimum investment</b>	10.000 EUR
<b>Custodian</b>	Banco Inversis SA
<b>Management Commission</b>	1,25%

<b>NAV</b>	80,26
<b>NAV Liquidity</b>	First working day and 8th, 16th, 22th
<b>Redemption Commission</b>	0%
<b>Fund Manager I</b>	MERIDEN I.F.M. S.G.O.I.C., S.A.
<b>Auditor</b>	Audria Auditors
<b>Performance Commission</b>	10%

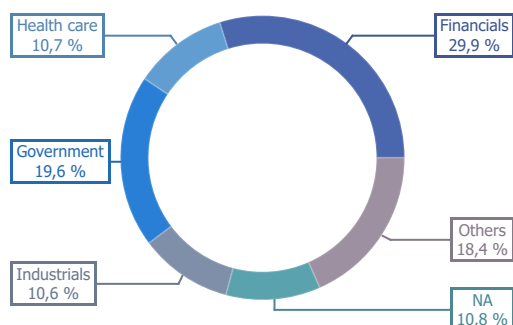
#### Net Currency Exposure



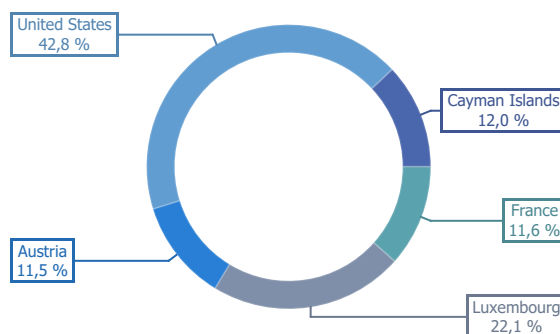
#### Asset Allocation



#### Sector Allocation



#### Country Allocation



The information and any estimates, opinions, forecasts and recommendations contained in this document have been prepared by Fimarge and are provided as is; they do not constitute an offer to enter into an agreement. All the valuations and estimates given herein have been prepared by the Portfolio Management Department the date of issue of this report and may be changed without notice. Investors should bear in mind that past performance is not an indication of future performance. The evolution of the benchmark is presented for informational purposes only, although it does not determine management decisions. Fimarge assumes no responsibility for any direct or indirect loss arising from information contained in this document. The information contained herein has been obtained from reliable sources and, although it has been subjected to rigorous review, may contain errors due to the uncertainty of the future performance of the securities analyzed or managed. Investors who access this report should bear in mind that the securities or instruments referred to herein may not be appropriate to their investment goals. This report should not be relied on for investment decisions and does not constitute an offer to sell, buy, subscribe for or trade in securities or other instruments.