

## Meriden Balanced Portfolio Sub-Fund Clase A

JAN 2026

### General Information

<b>Category</b>	Altres OIC	<b>Risk Scale</b>	3
<b>Structure</b>	Altres OIC	<b>Currency</b>	EUR
<b>ISIN</b>	AD000A14ZV97	<b>NAV</b>	83,05
<b>Instrument Id</b>	BPRTSF1 AD EQUITY	<b>AUM (mn)</b>	3,7
<b>Custodian</b>	Andbank	<b>Incepion Date</b>	24/09/2015

### Investment Policy

#### DESCRIPTION

BALANCED PORTFOLIO is an open-end investment Fund incorporated in the Principality of Andorra. BALANCED PORTFOLIO invests in all types of instruments and financial assets primarily characterized by their liquidity and global scope.

#### INVESTMENT HIGHLIGHTS

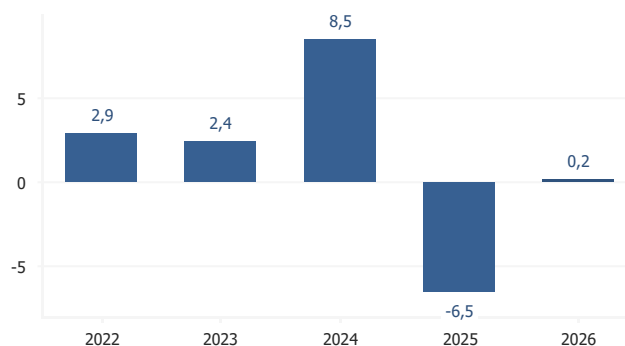
The Sub-Fund's primary investment objective is to achieve capital appreciation investing in assets on the regulated financial markets. BALANCED PORTFOLIO will seek capital appreciation by investing from time to time in very high liquidity equity products. The scheme will endeavor to generate stable returns with medium risk strategy while maintaining liquidity through a portfolio comprising debt and money market instruments. BALANCED PORTFOLIO can be distributable to all types of investors. The Sub-Fund is suitable for investors seeking a continuous return with a mid term investment horizon.

### Monthly Comment

#### Base 100 Chart



#### Yearly Performance



### Monthly Performance

Year	Jan	Feb	Mar	Apr	May	Jun	Jul	Aug	Sep	Oct	Nov	Dec	Total
2022	0,3 %	0,3 %	0,6 %	1,1 %	0,4 %	0,6 %	0,1 %	0,1 %	-0,7 %	0,0 %	0,0 %	0,0 %	2,9 %
2023	0,8 %	0,7 %	0,4 %	0,5 %	0,6 %	-1,4 %	-0,8 %	1,1 %	0,4 %	0,3 %	1,2 %	-1,3 %	2,4 %
2024	0,9 %	-0,5 %	0,4 %	2,7 %	0,3 %	0,6 %	2,6 %	-0,2 %	0,4 %	-0,8 %	2,4 %	-0,4 %	8,5 %
2025	1,6 %	1,0 %	-3,4 %	-3,1 %	-0,5 %	-1,8 %	1,3 %	-0,3 %	-0,8 %	1,1 %	-0,4 %	-1,2 %	-6,5 %
2026	0,2 %												0,2 %

### Statistics

	Fund	Benchmark		Fund	Benchmark
Total Performance	-16,95 %		Performance 3 years	3,29 %	
Total Performance (Yearly)	-1,78 %		Last Year Volatility	6,53 %	
Shape Ratio	-1,12		Max Drawdown	-22,93 %	
TER	2,47 %		Positive Months	47,73 %	

## Meriden Balanced Portfolio Sub-Fund Clase A

JAN 2026

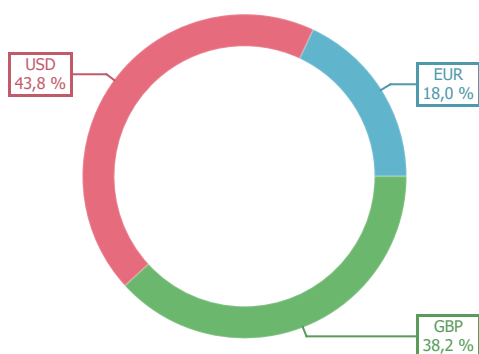
### Main Positions

Asset	Type	ISIN	Currency	Weight
iShares Core UK Gilts UCITS ETF GBP	Equity	IE00B1FZSB30	GBP	18,50 %
iShares 20+ Year Treasury Bond	Equity	US4642874329	USD	18,38 %
iShares 1-3 Year Treasury Bond	Equity	US4642874576	USD	14,12 %
iShares eb.rexx Money Market U	Equity	DE000A0Q4RZ9	EUR	6,17 %
Pernod Ricard SA	Equity	FR0000120693	EUR	5,65 %
iShares UK Gilts 0-5yr UCITS ETF	Equity	IE000RCMNFR9	GBP	5,22 %
Diageo PLC GBP	Equity	GB0002374006	GBP	5,20 %
Unilever PLC	Equity	GB00BVZK7T90	GBP	3,66 %
Magnum Ice Cream Co NV/The	Equity	NL0015002MS2	GBP	0,21 %
<b>Top 9</b>				<b>77,11 %</b>

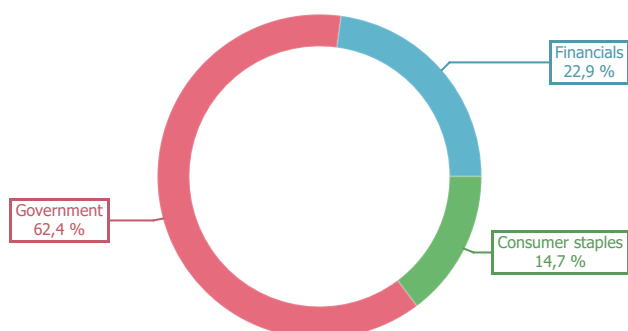
### Other Information

<b>(Not Set)</b>	Altres OIC	<b>Fund Name</b>	BALANCED PORTFOLIO SUB-FUND A
<b>Fund Name</b>	BALANCED PORTFOLIO SUB-FUND A	<b>Fund Manager I</b>	MERIDEN I.F.M. S.G.O.I.C., S.A.
<b>Fund Manager I</b>	MERIDEN I.F.M. S.G.O.I.C., S.A.	<b>Fund Manager II</b>	
<b>Fund Manager II</b>		<b>Transfer Agent</b>	MERIDEN I.F.M. S.G.O.I.C., S.A.
<b>Transfer Agent</b>	MERIDEN I.F.M. S.G.O.I.C., S.A.	<b>Auditor</b>	Audria Auditors
<b>Auditor</b>	Audria Auditors	<b>Management Commission</b>	1,25%
<b>(Not Set)</b>	24/09/2015	<b>Management Commission</b>	1,25%
<b>Performance Commission</b>	10%	<b>Depository Commission</b>	0,15%
<b>Performance Commission</b>	10%	<b>NAV Liquidity</b>	Bi-Monthly
<b>Minimum investment</b>	1.000 EUR	<b>Investment platforms</b>	
<b>Investment horizon</b>			

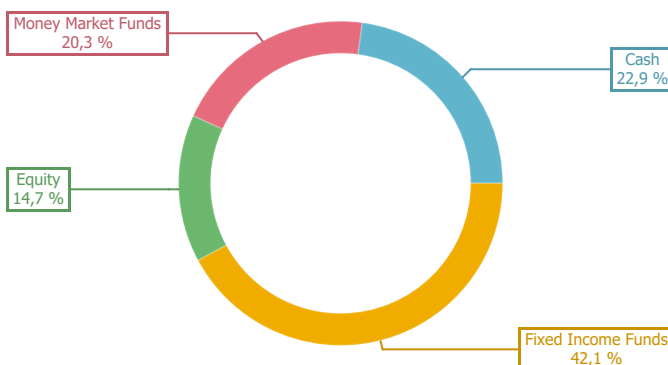
#### Net Currency Exposure



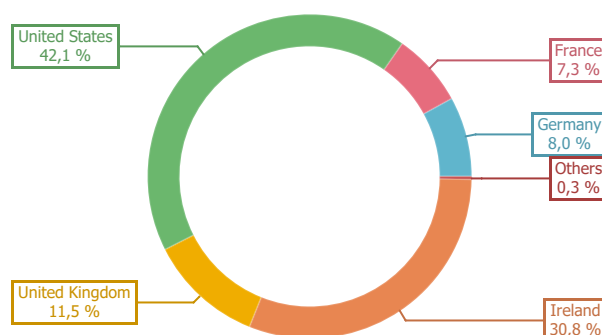
#### Sector Allocation



#### Asset Allocation



#### Country Allocation





bear in mind that past performance is not an indication of future performance. The evolution of the benchmark is presented for informational purposes only, although it does not determine management decisions. Fimarge assumes no responsibility for any direct or indirect loss arising from information contained in this document. The information contained herein has been obtained from reliable sources and, although it has been subjected to rigorous review, may contain errors due to the uncertainty of the future performance of the securities analyzed or managed. Investors who access this report should bear in mind that the securities or instruments referred to herein may not be appropriate to their investment goals. This report should not be relied on for investment decisions and does not constitute an offer to sell, buy, subscribe for or trade in securities or other instruments.