



## CAPRI II CLASE B

JAN 2026

### General Information

<b>Category</b>	Altres OIC	<b>Risk Scale</b>	6
<b>Structure</b>	Altres OIC	<b>Currency</b>	USD
<b>ISIN</b>	AD000A1W8K58	<b>NAV</b>	13.486,98
<b>Instrument Id</b>	MUCC2BU AD Equity	<b>AUM (mn)</b>	7,5
<b>Custodian</b>	Banco Inversis SA	<b>Inception Date</b>	10/10/2018

### Investment Policy

#### DESCRIPTION

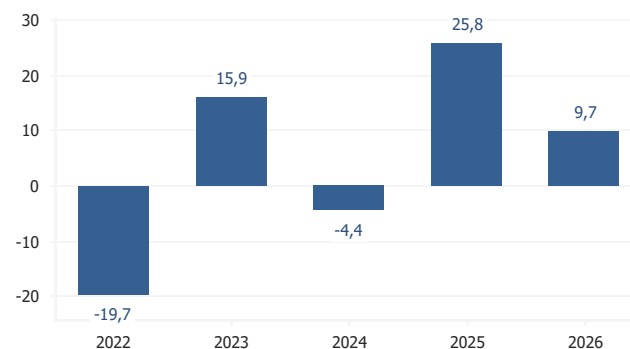
Capri II is an open-end collective investment Fund incorporated in Andorra. The Fund's primary investment objective is the capital preservation, the liquidity and return, with the maximum guarantees of security, on the portfolio assets. The Fund invests primarily in other investment funds and may also invest in Money Market, Equities and Fixed Income assets.

### Monthly Comment

### Base 100 Chart



### Yearly Performance



### Monthly Performance

Year	Jan	Feb	Mar	Apr	May	Jun	Jul	Aug	Sep	Oct	Nov	Dec	Total
2022	-4,0 %	-1,2 %	1,2 %	-8,1 %	-0,5 %	-13,3 %	6,9 %	-3,1 %	-9,0 %	9,4 %	7,6 %	-4,9 %	-19,7 %
2023	7,6 %	-3,6 %	1,8 %	-2,2 %	-1,0 %	8,6 %	3,5 %	-3,6 %	-6,2 %	-4,6 %	10,2 %	6,0 %	15,9 %
2024	-0,9 %	7,0 %	2,1 %	-4,5 %	3,6 %	0,7 %	-2,4 %	-4,4 %	0,4 %	-1,1 %	-1,4 %	-3,1 %	-4,4 %
2025	1,6 %	-0,1 %	-5,3 %	-0,7 %	7,5 %	10,0 %	2,7 %	2,4 %	6,1 %	6,7 %	-6,0 %	-0,5 %	25,8 %
2026	9,7 %												9,7 %

### Statistics

	Fund	Benchmark		Fund	Benchmark
Total Performance	72,13 %		Performance 3 years	41,26 %	
Total Performance (Yearly)	7,72 %		Last Year Volatility	22,68 %	
Shape Ratio	1,50		Max Drawdown	-41,88 %	
TER	8,21 %		Positive Months	50,00 %	

## CAPRI II CLASE B

JAN 2026

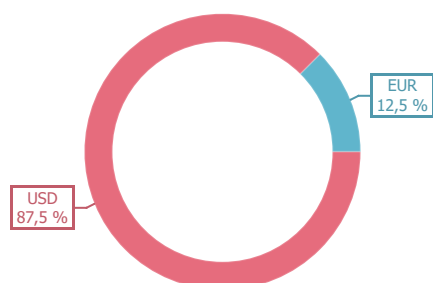
### Main Positions

Asset	Type	ISIN	Currency	Weight
iShares PHLX Semiconductor ETF	Equity	US4642875235	USD	25,36 %
Invesco Aerospace & Defense ETF	Equity	US46137V1008	USD	16,19 %
ASML HOLDING NV	Equity	NL0010273215	EUR	12,56 %
INVESCO CHINA TECHNOLOGY ETF	Equity	US46138E8003	USD	12,05 %
First Trust Cloud Computing ET	Equity	US33734X1928	USD	11,32 %
NVIDIA CORP	Equity	US67066G1040	USD	8,38 %
AST SpaceMobile Inc	Equity	US00217D1000	USD	6,98 %
<b>Top 7</b>				<b>92,84 %</b>

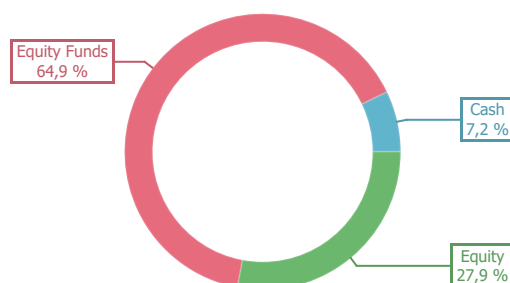
### Other Information

<b>(Not Set)</b>	Altres OIC	<b>Fund Name</b>	CAPRI II SUB-FUND B
<b>Fund Name</b>	CAPRI II SUB-FUND B	<b>Fund Manager I</b>	MERIDEN I.F.M. S.G.O.I.C., S.A.
<b>Fund Manager I</b>	MERIDEN I.F.M. S.G.O.I.C., S.A.	<b>Fund Manager II</b>	
<b>Fund Manager II</b>		<b>Transfer Agent</b>	MERIDEN I.F.M. S.G.O.I.C., S.A.
<b>Transfer Agent</b>	MERIDEN I.F.M. S.G.O.I.C., S.A.	<b>Auditor</b>	Audria Auditors
<b>Auditor</b>	Audria Auditors	<b>Management Commission</b>	2%
<b>(Not Set)</b>	10/10/2018	<b>Management Commission</b>	2%
<b>Performance Commission</b>	15%	<b>Depository Commission</b>	0,10%
<b>Performance Commission</b>	15%	<b>NAV Liquidity</b>	First working day and 8th, 16th, 22th
<b>Minimum investment</b>	10.000 USD	<b>Investment platforms</b>	
<b>Investment horizon</b>			

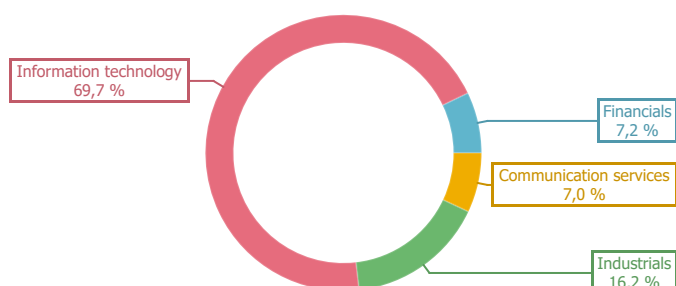
#### Net Currency Exposure



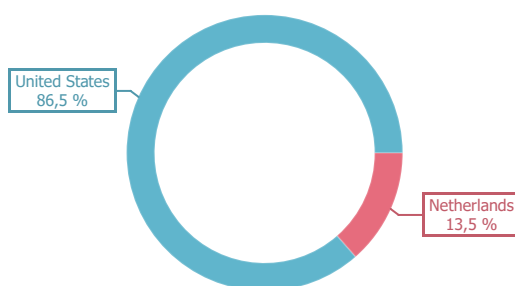
#### Asset Allocation



#### Sector Allocation



#### Country Allocation



The information and any estimates, opinions, forecasts and recommendations contained in this document have been prepared by Fimarge and are provided as is; they do not constitute an offer to enter into an agreement. All the valuations and estimates given herein have been prepared by the Portfolio Management Department the date of issue of this report and may be changed without notice. Investors should bear in mind that past performance is not an indication of future performance. The evolution of the benchmark is presented for informational purposes only, although it does not determine management decisions. Fimarge assumes no responsibility for any direct or indirect loss arising from information contained in this document. The information contained herein has been obtained from reliable sources and, although it has been subjected to rigorous review, may contain errors due to the uncertainty of the future performance of the securities analyzed or managed. Investors who access this report should bear in

