

Tribeca Sub-Fund USD

APR 2026

General Information

Category	Altres OIC	Risk Scale	7
Structure	Altres OIC	Currency	USD
ISIN	AD000A3DNWU9	NAV	165,59
Instrument Id	MULTRI2 AD Equity	AUM (mn)	0,2
Custodian	Banco Inversis SA	Inception Date	31/08/2022

Investment Policy

DESCRIPTION

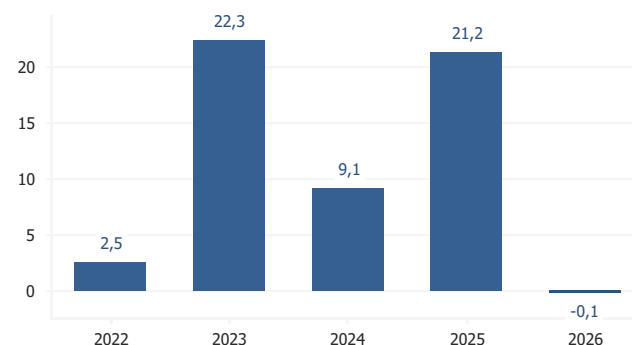
TRIBECA SUB-FUND is an open-end fund incorporated in Andorra. The Fund's objective is to achieve capital appreciation. The Fund invests in index, commodities, and currencies derivatives. To take advantage of market opportunities the Fund will also invest in equities, mainly from Europe and America. The Sub-Fund is suitable for investors who attach importance to a continuous return with a mid-term investment horizon and is prepared to take higher risks associated with higher growth investments in order to maximize the return. Investors must be able to accept high volatility and fluctuations in value.

Monthly Comment

Base 100 Chart



Yearly Performance



Monthly Performance

Year	Jan	Feb	Mar	Apr	May	Jun	Jul	Aug	Sep	Oct	Nov	Dec	Total
2022								0,5 %	-10,5 %	6,9 %	7,8 %	-1,1 %	2,5 %
2023	7,3 %	-3,9 %	4,2 %	2,7 %	-1,6 %	7,0 %	3,6 %	-2,8 %	-7,6 %	-1,7 %	11,1 %	3,5 %	22,3 %
2024	0,5 %	3,1 %	2,3 %	-3,3 %	4,9 %	2,7 %	0,1 %	3,3 %	3,0 %	-3,3 %	1,3 %	-5,1 %	9,1 %
2025	2,3 %	-2,8 %	0,0 %	4,2 %	5,0 %	7,6 %	-3,1 %	3,1 %	2,2 %	-0,9 %	0,6 %	1,9 %	21,2 %
2026	1,4 %	0,7 %	-5,5 %	3,5 %									-0,1 %

Statistics

	Fund	Benchmark		Fund	Benchmark
Total Performance	64,72 %		Performance 3 years	48,94 %	
Total Performance (Yearly)	14,60 %		Last Year Volatility	10,52 %	
Shape Ratio	1,56		Max Drawdown	-14,71 %	
TER	3,33 %		Positive Months	61,76 %	

Tribeca Sub-Fund USD

APR 2026

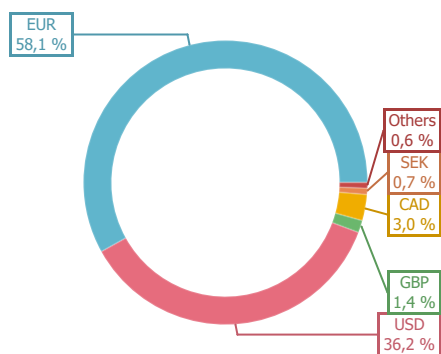
Main Positions

Asset	Type	ISIN	Currency	Weight
Xtrackers S&P 500 Equal Weight	Equity	IE0002E15AG0	EUR	13,07 %
SPDR S&P 500 ETF EUR Acc H	Equity	IE00BYYW2V44	EUR	11,59 %
iShares S&P 500 Equal Weight U	Equity	IE000DVLBQ03	EUR	11,16 %
Invesco S&P 500 Equal Weight ETF	Equity	US46137V3574	USD	9,86 %
Vanguard S&P 500 ETF	Equity	US9229083632	USD	7,53 %
Invesco MSCI World Equal Weigh	Equity	IE0000EF25S1	EUR	7,20 %
Xtrackers MSCI World Swap UCIT	Equity	LU0659579733	EUR	4,80 %
iShares MSCI World EUR Hedged	Equity	IE00B441G979	EUR	3,52 %
Copart Inc	Equity	US2172041061	USD	1,51 %
Georgia Capital PLC	Equity	GB00BF4HYV08	GBP	1,37 %
Top 10				71,62 %

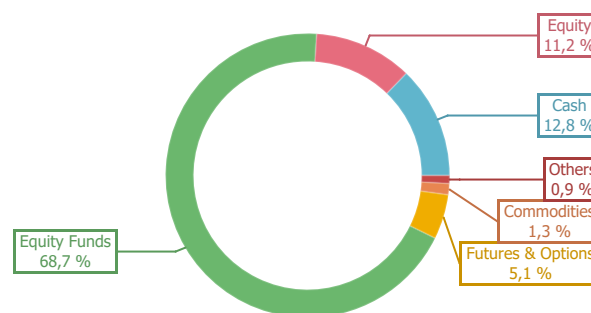
Other Information

(Not Set)	Altres OIC	Fund Name	TRIBECA SUB-FUND B
Fund Name	TRIBECA SUB-FUND B	Fund Manager I	MERIDEN I.F.M. S.G.O.I.C., S.A.
Fund Manager I	MERIDEN I.F.M. S.G.O.I.C., S.A.	Fund Manager II	
Fund Manager II		Transfer Agent	MERIDEN I.F.M. S.G.O.I.C., S.A.
Transfer Agent	MERIDEN I.F.M. S.G.O.I.C., S.A.	Auditor	Audria Auditors
Auditor	Audria Auditors	Management Commission	1,20%
(Not Set)	31/08/2022	Management Commission	1,20%
Performance Commission	5%	Depository Commission	0,10%
Performance Commission	5%	NAV Liquidity	First working day and 8th, 16th, 22th
Minimum investment	10.000 USD	Investment platforms	
Investment horizon			

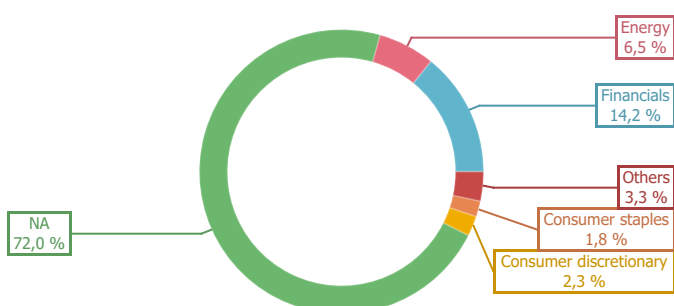
Net Currency Exposure



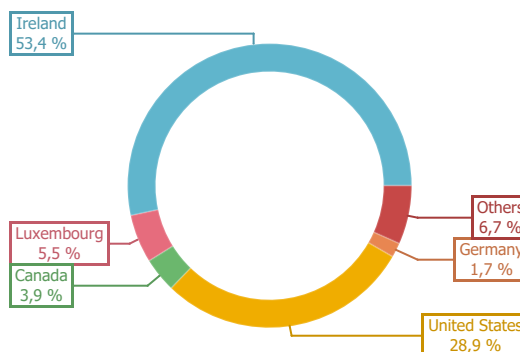
Asset Allocation



Sector Allocation



Country Allocation





The information and any estimates, opinions, forecasts and recommendations contained in this document have been prepared by Fimarge and are provided as is; they do not constitute an offer to enter into an agreement. All the valuations and estimates given herein have been prepared by the Portfolio Management Department the date of issue of this report and may be changed without notice. Investors should bear in mind that past performance is not an indication of future performance. The evolution of the benchmark is presented for informational purposes only, although it does not determine management decisions. Fimarge assumes no responsibility for any direct or indirect loss arising from information contained in this document. The information contained herein has been obtained from reliable sources and, although it has been subjected to rigorous review, may contain errors due to the uncertainty of the future performance of the securities analyzed or managed. Investors who access this report should bear in mind that the securities or instruments referred to herein may not be appropriate to their investment goals. This report should not be relied on for investment decisions and does not constitute an offer to sell, buy, subscribe for or trade in securities or other instruments.