

Serenity Sub-Fund EUR

MAY 2026

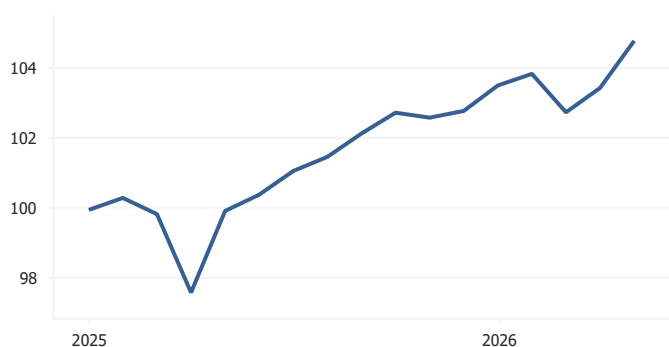
General Information

Category	Altres OIC	Risk Scale	7
Structure	Altres OIC	Currency	EUR
ISIN	AD000A40S3Y3	NAV	105,26
Instrument Id	MULSER1 AD Equity	AUM (mn)	5,1
Custodian	Banco Inversis SA	Incepcion Date	31/08/2022

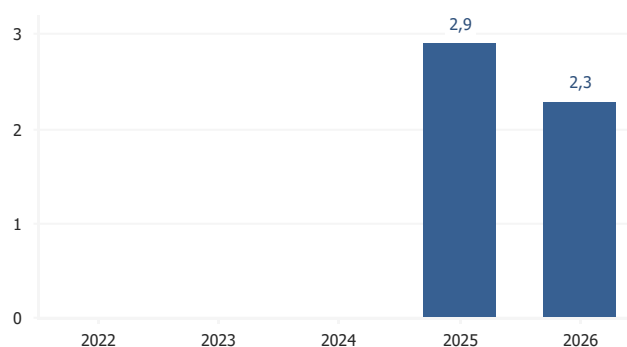
Investment Policy

Monthly Comment

Base 100 Chart



Yearly Performance



Monthly Performance

Year	Jan	Feb	Mar	Apr	May	Jun	Jul	Aug	Sep	Oct	Nov	Dec	Total
2022								0,0 %	0,0 %	0,0 %	0,0 %	0,0 %	0,0 %
2023	0,0 %	0,0 %	0,0 %	0,0 %	0,0 %	0,0 %	0,0 %	0,0 %	0,0 %	0,0 %	0,0 %	0,0 %	0,0 %
2024	0,0 %	0,0 %	0,0 %	0,0 %	0,0 %	0,0 %	0,0 %	0,0 %	0,0 %	0,0 %	0,0 %	0,0 %	0,0 %
2025	0,0 %	0,4 %	-0,7 %	-0,9 %	1,4 %	0,3 %	1,1 %	0,1 %	0,7 %	0,7 %	0,0 %	0,0 %	2,9 %
2026	0,7 %	0,5 %	-2,0 %	1,9 %	1,3 %								2,3 %

Statistics

	Fund	Benchmark		Fund	Benchmark
Total Performance	5,26 %		Performance 3 years	5,26 %	
Total Performance (Yearly)	3,81 %		Last Year Volatility	2,51 %	
Shape Ratio	1,87		Max Drawdown	-4,27 %	
TER	2,17 %		Positive Months	54,55 %	

Serenity Sub-Fund EUR

MAY 2026

Main Positions

Asset	Type	ISIN	Currency	Weight
iShares MSCI World EUR Hedged	Equity	IE00B441G979	EUR	6,10 %
AMUNDI ETF GOVIES 0-6 MONTHS	Equity	FR0010754200	EUR	5,56 %
JPMorgan Betabuilders US Treas	Equity	IE00BMD8KM66	USD	4,47 %
BANCO DE SABADELL SA \ 9,375 \ 18/04/2100	Bond	XS2471862040	EUR	4,39 %
CAIXABANK SA 7,5 04/16/2174	Bond	ES0840609053	EUR	4,33 %
Amundi Stoxx Europe 600 UCITS	Equity	LU0908500753	EUR	4,33 %
Xtrackers II Eurozone Governme	Equity	LU0290356871	EUR	4,03 %
SPDR MSCI ALL COUNTRY WORLD UCIT	Equity	IE00B44Z5B48	USD	3,75 %
PIMCO Euro Short-Term High Yield Corporate Bond Index UCITS ETF Acc	Equity	IE00BD8D5G25	EUR	3,60 %
Xtrackers II Eurozone Government	Equity	LU0290357259	EUR	2,96 %
Top 10				43,51 %

Other Information


(Not Set)	Altres OIC	Fund Name	TRIBECA SUB-FUND B
Fund Name	TRIBECA SUB-FUND B	Fund Manager I	MERIDEN I.F.M. S.G.O.I.C., S.A.
Fund Manager I	MERIDEN I.F.M. S.G.O.I.C., S.A.	Fund Manager II	
Fund Manager II		Transfer Agent	MERIDEN I.F.M. S.G.O.I.C., S.A.
Transfer Agent	MERIDEN I.F.M. S.G.O.I.C., S.A.	Auditor	Audria Auditors
Auditor	Audria Auditors	Management Commission	1,50%
(Not Set)	31/08/2022	Management Commission	1,50%
Performance Commission	0%	Depository Commission	0,10%
Performance Commission	0%	NAV Liquidity	First working day and 8th, 16th, 22th
Minimum investment	10.000 USD	Investment platforms	
Investment horizon			



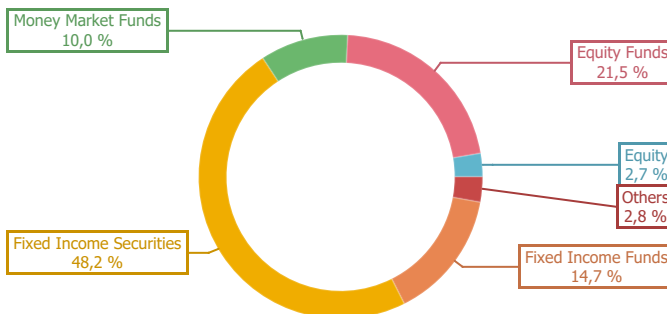
Serenity Sub-Fund EUR

MAY 2026

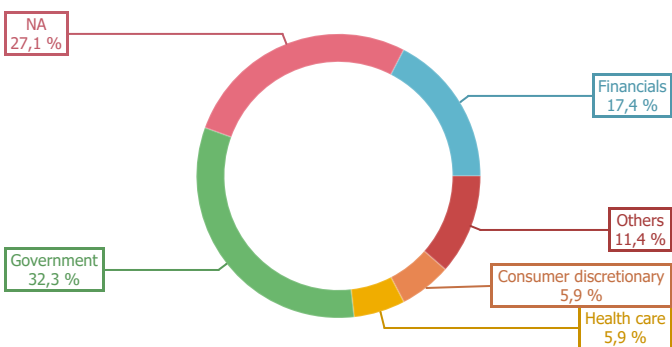
Net Currency Exposure



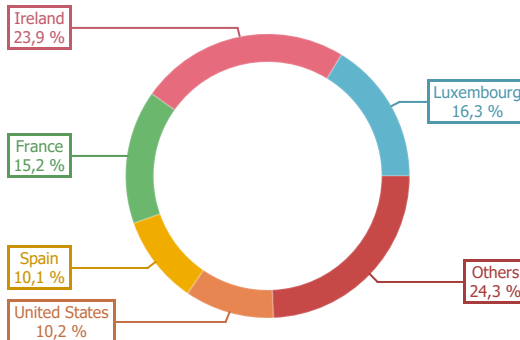
Asset Allocation



Sector Allocation



Country Allocation



The information and any estimates, opinions, forecasts and recommendations contained in this document have been prepared by Fimarge and are provided as is; they do not constitute an offer to enter into an agreement. All the valuations and estimates given herein have been prepared by the Portfolio Management Department the date of issue of this report and may be changed without notice. Investors should bear in mind that past performance is not an indication of future performance. The evolution of the benchmark is presented for informational purposes only, although it does not determine management decisions. Fimarge assumes no responsibility for any direct or indirect loss arising from information contained in this document. The information contained herein has been obtained from reliable sources and, although it has been subjected to rigorous review, may contain errors due to the uncertainty of the future performance of the securities analyzed or managed. Investors who access this report should bear in mind that the securities or instruments referred to herein may not be appropriate to their investment goals. This report should not be relied on for investment decisions and does not constitute an offer to sell, buy, subscribe for or trade in securities or other instruments.