

## Mak Fund

MAY 2026

### General Information

1 2 3 4 5 6 7

<b>Category</b>	Altres OIC	<b>Risk Scale</b>	7
<b>Structure</b>	Altres OIC	<b>Currency</b>	EUR
<b>ISIN</b>	AD000A3EX9N7	<b>NAV</b>	100,72
<b>Instrument Id</b>	MAKFFIE AD Equity	<b>AUM (mn)</b>	1,3
<b>Custodian</b>	Zarattini International LTD	<b>Inception Date</b>	11/10/2023

### Investment Policy

#### DESCRIPTION

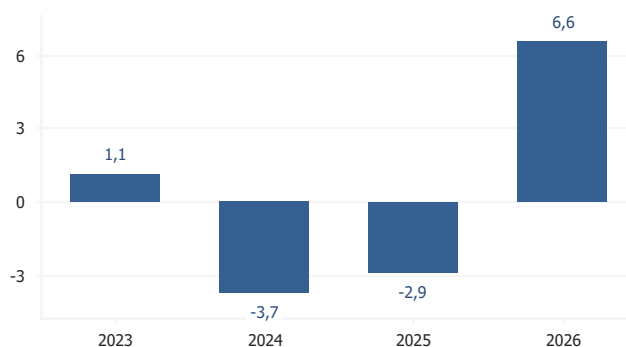
MAK FUND FONDS D'INVERSIO is an FCP fund domiciled in Andorra. The Fund aims to invest and manage the investors' holdings. The Fund invests in assets, rights, transferable securities, or other instruments, financial or not, following the principle of diversification of risk and always establishing the yield for the investor according to the group results of the Fund.

### Monthly Comment

#### Base 100 Chart



#### Yearly Performance



### Monthly Performance

Year	Jan	Feb	Mar	Apr	May	Jun	Jul	Aug	Sep	Oct	Nov	Dec	Total
<b>2023</b>										-1,8 %	1,7 %	1,3 %	<b>1,1 %</b>
<b>2024</b>	0,1 %	-0,2 %	2,0 %	-3,1 %	1,3 %	-0,9 %	3,3 %	-1,5 %	0,5 %	-1,7 %	2,3 %	-5,5 %	<b>-3,7 %</b>
<b>2025</b>	2,1 %	3,5 %	-4,5 %	-5,6 %	3,1 %	-0,4 %	2,7 %	-0,7 %	2,7 %	2,3 %	-4,3 %	-3,2 %	<b>-2,9 %</b>
<b>2026</b>	2,5 %	3,3 %	-5,2 %	3,3 %	2,8 %								<b>6,6 %</b>

### Statistics

	Fund	Benchmark		Fund	Benchmark
<b>Total Performance</b>	0,75 %		<b>Performance 3 years</b>	0,75 %	
<b>Total Performance (Yearly)</b>	0,28 %		<b>Last Year Volatility</b>	10,44 %	
<b>Shape Ratio</b>	0,56		<b>Max Drawdown</b>	-10,45 %	
<b>TER</b>	6,81 %		<b>Positive Months</b>	59,09 %	

# Mak Fund

MAY 2026

## Main Positions


Asset	Type	ISIN	Currency	Weight
Direxion Daily 20 Year Plus Tr	Equity	US25460G1388	USD	14,06 %
EWM Kairos High Yield Bonds Index	Structured	CH0480424537	USD	11,80 %
Global X Copper Miners ETF	Equity	US37954Y8306	USD	8,52 %
iShares iBoxx High Yield Corp	Equity	US4642885135	USD	7,24 %
MP Materials Corp	Equity	US5533681012	USD	7,08 %
SPDR Bloomberg High Yield Bond	Equity	US78468R6229	USD	6,86 %
Schlumberger NV	Equity	AN8068571086	USD	4,57 %
WisdomTree Copper	Equity	GB00B15KXQ89	USD	3,93 %
Halliburton Co	Equity	US4062161017	USD	3,75 %
iShares Bitcoin Trust	Equity	US46438F1012	USD	2,68 %
<b>Top 10</b>				<b>70,50 %</b>

## Other Information

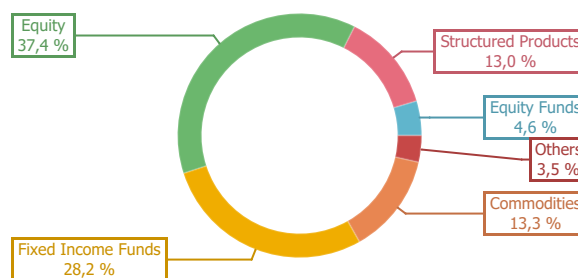
(Not Set)	Altres OIC
<b>Fund Name</b>	Mak Fund
<b>Fund Manager I</b>	MERIDEN I.F.M. S.G.O.I.C., S.A.
<b>Fund Manager II</b>	
<b>Transfer Agent</b>	MERIDEN I.F.M. S.G.O.I.C., S.A.
<b>Auditor</b>	Audria Auditors
(Not Set)	11/10/2023
<b>Performance Commission</b>	20%
<b>Performance Commission</b>	20%
<b>Minimum investment</b>	10.000,00 €
<b>Investment horizon</b>	

<b>Fund Name</b>	Mak Fund
<b>Fund Manager I</b>	MERIDEN I.F.M. S.G.O.I.C., S.A.
<b>Fund Manager II</b>	
<b>Transfer Agent</b>	MERIDEN I.F.M. S.G.O.I.C., S.A.
<b>Auditor</b>	Audria Auditors
<b>Management Commission</b>	2.50%
<b>Management Commission</b>	2.50%
<b>Depository Commission</b>	0.007%
<b>NAV Liquidity</b>	Monthly
<b>Investment platforms</b>	

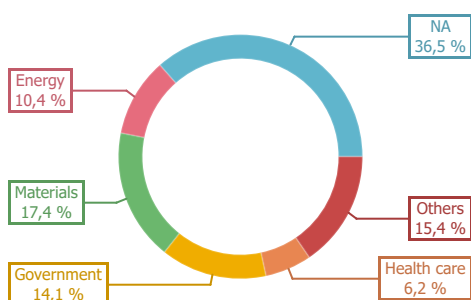
## Net Currency Exposure



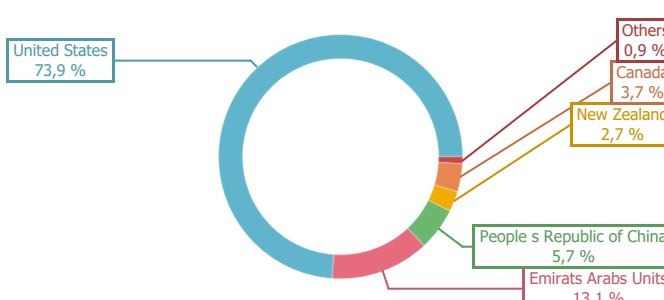
## Asset Allocation



## Sector Allocation



## Country Allocation





The information and any estimates, opinions, forecasts and recommendations contained in this document have been prepared by Fimarge and are provided as is; they do not constitute an offer to enter into an agreement. All the valuations and estimates given herein have been prepared by the Portfolio Management Department the date of issue of this report and may be changed without notice. Investors should bear in mind that past performance is not an indication of future performance. The evolution of the benchmark is presented for informational purposes only, although it does not determine management decisions. Fimarge assumes no responsibility for any direct or indirect loss arising from information contained in this document. The information contained herein has been obtained from reliable sources and, although it has been subjected to rigorous review, may contain errors due to the uncertainty of the future performance of the securities analyzed or managed. Investors who access this report should bear in mind that the securities or instruments referred to herein may not be appropriate to their investment goals. This report should not be relied on for investment decisions and does not constitute an offer to sell, buy, subscribe for or trade in securities or other instruments.