



Allianz Multinational: Our digital offering

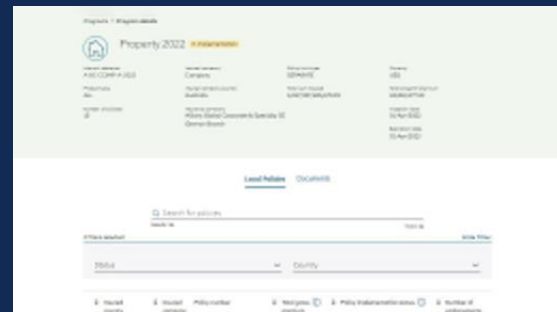
We have developed My Allianz Commercial – a new Digital Customer Interaction platform.

We aim to ensure an optimal customer experience by offering a new and enhanced self-service platform, which will enable our customers to interact with their global programs faster and more efficiently.



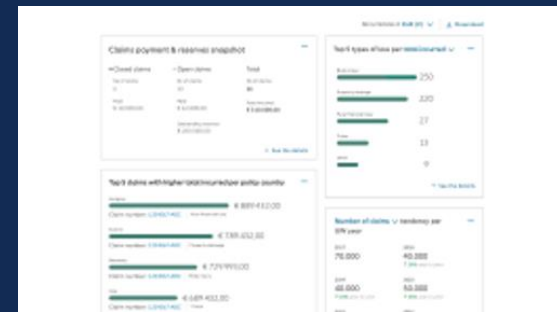
Multinational Programs

- Global program implementation tracking & local policy views
- Master vs Local Comparison, Program Contacts
- Axco Market Information Access



Multinational Claims

- Claims Monitor View & Snapshots
- Global Loss Runs on demand
- Claims Trend Analysis



Risk Engineering

- Summary Overview
- Locations & Objects
- Survey screen and data
- Recommendations
- Two Way Responses and Updates on Recommendations

Multinational Programs: Feature Overview

Program Summary View / Policy Lists

Programs > Program details

Marine 2023 In implementation

| | | | |
|-------------------------|--|------------------------------------|---|
| Internal reference | Insured company | Inception date DD - Mon - YYYY | Limit per conveyance 1,000,000.00 |
| Product type | Broker company Broker legal name | Expiration date DD - Mon - YYYY | Annual aggregate limit per conveyance 1,000,000.00 |
| Number of policies 4 | Insurance company Insurance company | Currency USD | Total program premium 1,000,000.00 |

Local Policies Master vs local policies Contacts Documents

2 filters selected [Clear filters](#)

[Search](#)

Total: 24 Result: 24

Country **All** Status **All**

[Hide filters](#)

All amounts are shown in program currency.

| Insured country | Insured company | Policy number | Premium | Endorsement | Status |
|-----------------|-------------------|---------------|---------------|-------------|------------------------|
| Germany | Insurance company | 120-US-1 | 22,500,000.00 | 1 | Status: In preparation |

- Program Summary
- Policy list / Implementation status under Program
- Master vs Local Comparison
- Program Contacts
- Download Program data in excel format

Master vs Local Comparison

Programs > Program details

Marine 2023 In implementation

| | | | |
|-------------------------|--|------------------------------------|---|
| Internal reference | Insured company | Inception date DD - Mon - YYYY | Limit per conveyance 1,000,000.00 |
| Product type | Broker company Broker legal name | Expiration date DD - Mon - YYYY | Annual aggregate limit per conveyance 1,000,000.00 |
| Number of policies 4 | Insurance company Insurance company | Program currency USD | Total program premium 1,000,000.00 |

Local Policies Master vs local policies Contacts Documents

Please choose local policy details to be compared to the ones of Master policy.
All amounts are shown in program currency.

[Table Settings](#) [Export as XLS](#)

| Country | Company | Policy number | Premium | Endorsement | Coverages | Limits | Deductible |
|---------|-------------------|---------------|---------------|-------------|---------------|--------|------------|
| Germany | Insurance company | 120-US-1 | 22,500,000.00 | 2 | 99,500,000.00 | 500.00 | 400 |
| Spain | Insurance company | 120-US-1 | 22,500,000.00 | 2 | 99,500,000.00 | 500.00 | 430 |
| Italy | Insurance company | 120-US-1 | 22,500,000.00 | 2 | 99,500,000.00 | 500.00 | 430 |
| France | Insurance company | 120-US-1 | 22,500,000.00 | 2 | 99,500,000.00 | 500.00 | 430 |

- Local policies can be viewed in dynamic table format and compared with Master
- Users can click on a single policy to view details
- Download available in xls format

Policy Details

Allianz **Allianz Global Corporate & Specialty** Carrefour Ger. [CS](#)

Dashboard **Programs** Risk Engineering Claims Trends Analysis Risk mgmt Knowledge base Training & Self-Service guides

Programs > Program details > Policy details

Local policy
US24595882855 (blank if not available)

| | | | |
|---------------------------------|--|------------------------------------|--|
| Internal reference | Insured company | Premium de date ----- | Program currency / Policy currency USD / EUR |
| Product type TER | Broker company Broker legal name | Inception date DD - Mon - YYYY | USD Policy premium 99,000,000.00 EUR 110,000,000.00 USD |
| Line of Business Engineering | Insurance company Insurance company | Expiration date DD - Mon - YYYY | Exchange rate 1 USD = 1.00 AUD 1 |

Endorsement **Limits & deductibles** Documents

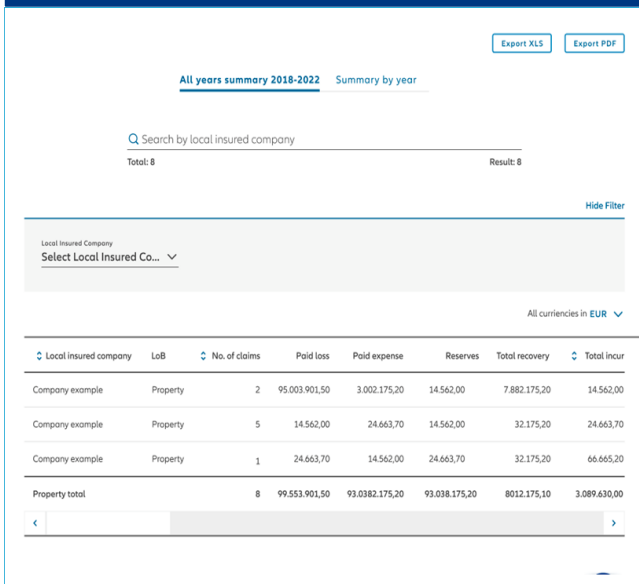
[Program currency](#) [Policy currency](#)

| No. | Inception date | Expiration date | Sum Insured PD | Limit PD | Deductible PD minimum | Deductible PD specific/maximum |
|-----|----------------|-----------------|----------------|-----------------|-----------------------|--------------------------------|
| E03 | 12-02-2021 | 12-02-2022 | 99,500,000 EUR | 999,500,000 EUR | 200 EUR | 99,500,000 EUR |
| E02 | 11-02-2020 | 11-02-2021 | 500,000 EUR | 99,500,000 EUR | - | - |
| E01 | 12-02-2021 | 12-02-2022 | 500,000 EUR | - | - | - |

- User can single click on the policy to view the policy details, limits and deductibles and access policy related documents
- Users can see initial status of policy and endorsement versions
- Possibility to switch between Program currency and Policy currency

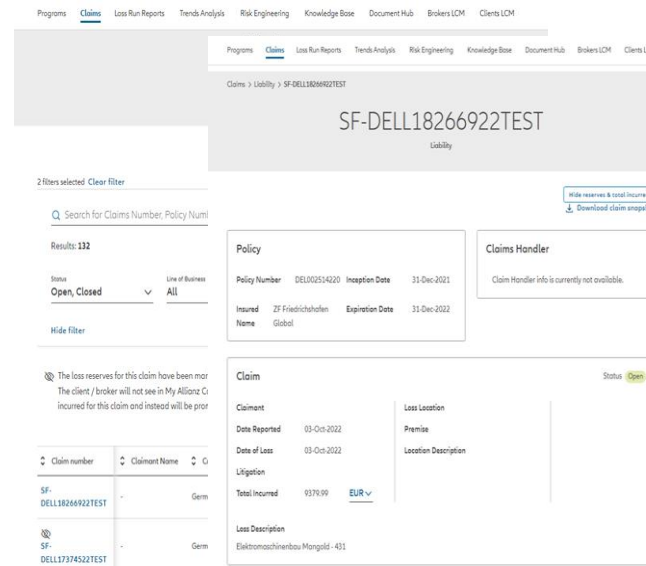
Multinational Claims: Feature Overview

Loss Run Reports



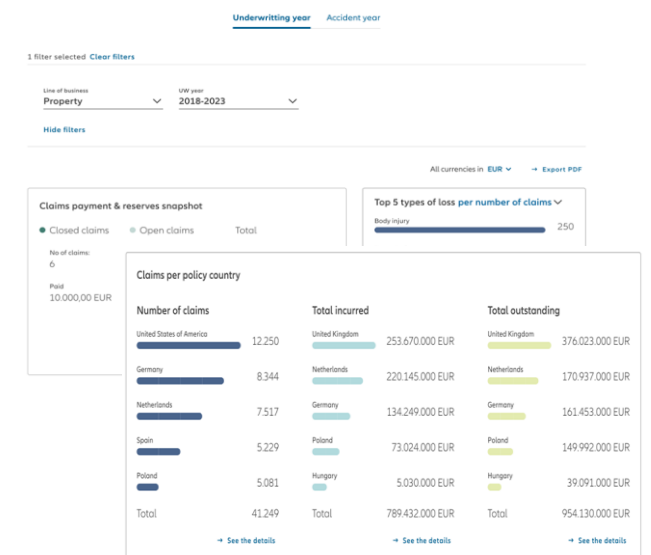
- Users can access loss run screens with 5-Year Summary, Summary Breakdown per Underwriting year and Detailed Loss Run Reports on policy level
- Claims summary and detailed views available in excel download format

Claims (Monitor View)



- View list of claims
- Claim detail view
- Claim snapshot on selected claim
- Export available in pdf format

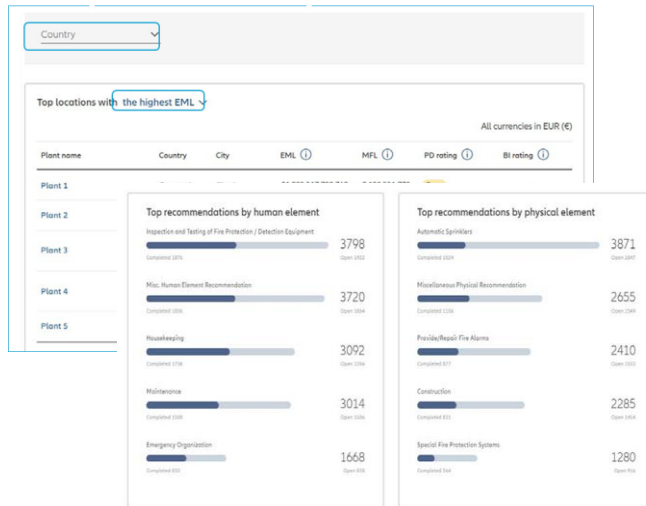
Claims Trend Analysis



- Underwriting Year: Claims payment and reserves snapshot, top 5 types of losses, top 5 claims and claims per policy country
- Accident year: Number of Claims tendency per accident year, Total incurred tendency per Accident year, The claims payment and reserves snapshots overview.

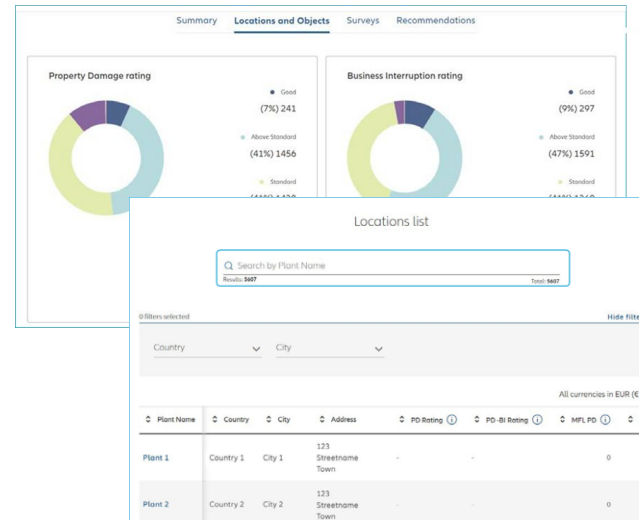
Risk Engineering: Feature Overview

Risk Engineering Summaries



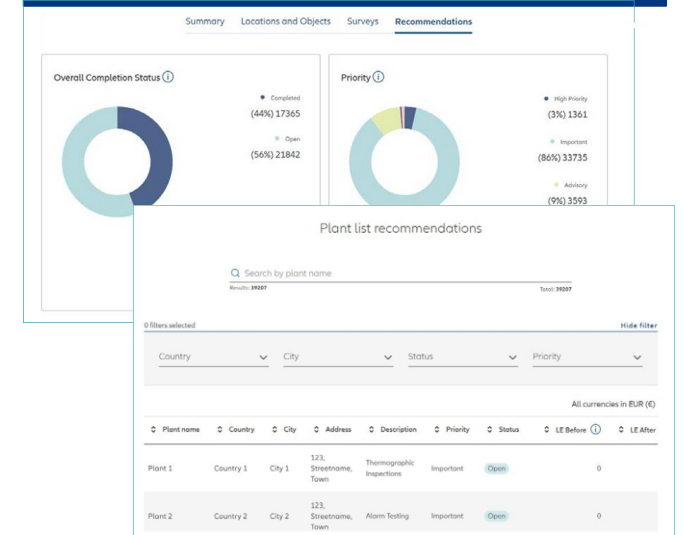
- Total recommendations for account by human / physical element
- Locations with most recommendations
- Allianz Risk Consulting surveys year summary view

Locations, Objects and Surveys



- Overall account Property Damage and Business Interruption ratings
- Survey status summary
- Search for Plant Locations by various filters
- Search for Surveys by various filters
- Additional details available on plant location level (Risk information and List of Surveys)

Risk Recommendations



- Overall account recommendations status chart and Overall account recommendations priority chart
- Search for recommendations by various filters
- Recommendation details (status and detail) on plant location level
- Recommendation update by client with update and download option