



*"Our detailed research leads us to actionable investment insights. Filtering through the noise, we stay focused on what matters and transparent in our thinking."*

This portfolio has a neutral exposure to growth assets of 60% and is designed for investors seeking a balanced tolerance to risk. While the portfolio aims to provide more stable returns and regular income relative to higher growth strategies, portfolio values may fluctuate and periods of negative returns may occur. The portfolio is highly diversified across equities, property, government bonds, corporate debt and alternative investments.

## DRUMMOND CAPITAL PARTNERS

Drummond is a specialist multi-asset investment manager.

It is 100% focused on providing institutional quality portfolio management under the transparent and efficient managed account structure.

The business is owned and managed by the investment team that has a combined 100+ years of investment management experience.

Drummond is an asset allocation specialist with proprietary strategic and tactical asset allocation processes; this combined with their independent investment manager research delivers high quality, risk aware portfolio solutions.

## FIRST CHOICE SERIES

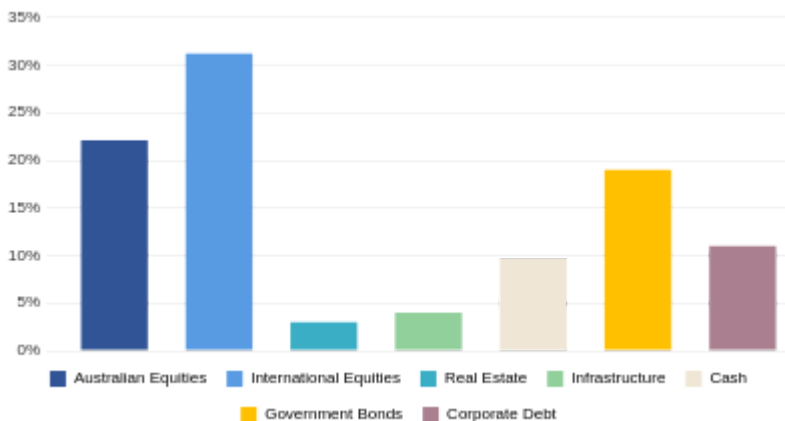
These portfolios are designed for investors and their advisers who, having determined their investment objectives, are seeking a professionally managed multi-asset solution.

The portfolio combines the four pillars of Drummond investment process - strategic asset allocation, tactical asset allocation, investment manager research and portfolio construction.

Each of these processes is proprietary and developed using Drummond's extensive asset management experience in order to provide robust, diversified portfolios for investors.

## NEUTRAL ASSET ALLOCATION

60% GROWTH ASSETS & 40% DEFENSIVE ASSETS



### Wholesale clients only

*This document is intended solely for wholesale clients as defined in section 761G of the Corporations Act 2001 (Cth). It is not intended for retail clients and must not be relied on by retail investors. The information is general in nature and does not take into account your objectives, financial situation or needs.*

### KEY FACTS

Investment Manager  
Drummond Capital Partners Pty Ltd

Asset Class  
Global Multi Asset (Diversified)

Investment Style  
Active

Benchmark Index  
FE AMI Mixed Asset – Balanced

Neutral Growth Exposure  
60% Growth / 40% Defensive

Growth Exposure Range  
50-70%

Number Holdings  
19

Inception Date  
10th April 2024

Minimum Investment  
\$1,000

Minimum Investment Horizon  
6 years

Est. Total Cost Super  
0.81%

Est. Total Cost Pension  
0.81%



### PERFORMANCE – 30 APRIL 2026

	1m	3m	6m	1yr.	S.I.(p.a.)
<b>First Choice Balanced</b>	31%	-0.2%	0.0%	8.2%	6.2%
<b>FE AMI Mixed Asset – Balanced</b>	2.3%	0.1%	0.2%	8.5%	6.8%
<b>Difference</b>	0.8%	-0.3%	-0.2%	-0.3%	-0.6%

### PERFORMANCE - FINANCIAL YEAR

	FY24*	FY25	FY26*
<b>First Choice Balanced</b>	2.0%	7.8%	4.5%
<b>FE AMI Mixed Asset – Balanced</b>	1.5%	9.3%	4.7%
<b>Difference</b>	0.5%	-1.5%	-0.2%

\*Past performance is not a reliable indicator of future performance. \*Partial year.

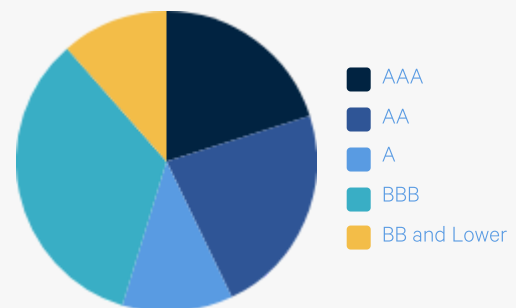
### PORTFOLIO HOLDINGS – AS AT 30 APRIL 2026

Asset Class	Fund	Weight
<b>Australian Equities</b>	FC Pental Australian Share	5.5%
	FC Solaris Core Australian Equity	5.0%
	FC DNR Capital Australian Equities High Convict...	3.0%
	FC Longwave Australian Small Companies Fund ...	2.5%
<b>International Equities</b>	FC CFS Index Global Share-Hedged	9.0%
	FC CFS Index Global Share	5.0%
	FC Yarra Global Small Companies Fund	2.5%
	FC Acadian Global Equity	2.5%
<b>EM Equities</b>	FC Fidelity Asia Fund	3.0%
<b>Real Estate</b>	FC Pental Property Investment Fund	1.5%
	FC Quay Global Real Estate-Unhedged	1.5%
<b>Infrastructure</b>	FC ClearBridge Infrastructure Value Fund - Hed...	4.0%
<b>Cash</b>	FC CFS Enhanced Cash Fund	2.0%
<b>Government Bonds</b>	FC Western Asset Australian Bond	12.5%
	FC PIMCO Global Bond	6.0%
<b>Corporate Debt</b>	FC Kapstream Absolute Return Income	10.5%
	FC Yarra Enhanced Income Fund	5.0%
	FC Perpetual Diversified Income Fund	4.0%

### TOP 10 STOCK HOLDINGS

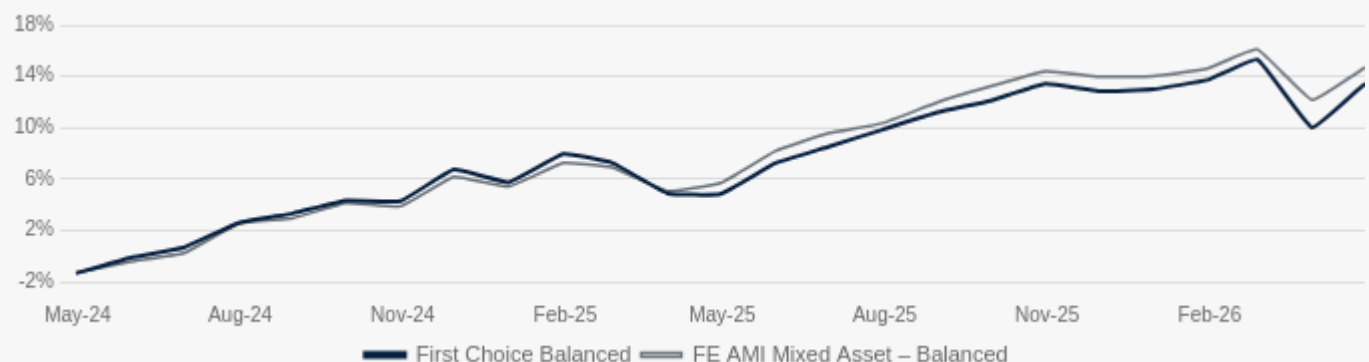
Company	Country	Weight
Bhp Group Limited	Australia	1.4%
Nvidia Corp Ord	United State...	0.9%
Apple Inc Ord	United State...	0.9%
Commonwealth Bank Of Australia	Australia	0.8%
National Australia Bank Limited	Australia	0.8%
Csl Limited	Australia	0.8%
Microsoft Corp Ord	United State...	0.7%
Rio Tinto Limited	Australia	0.6%
Anz Group Holdings Limited	Australia	0.5%
Macquarie Group Limited	Australia	0.4%

### CREDIT GRADE EXPOSURE



As at 31 March 2026

### PERFORMANCE SINCE INCEPTION



#### IMPORTANT NOTICE

1. Includes Drummond IM and RE fees. Fees may vary by platform. 2. Includes underlying net MER, performance and transaction costs. Costs may vary by platform. 3. Portfolios are capped at a net MER of 0.50% p.a., excluding performance and transaction costs. (Source: BT Panorama Platform PDS)

This information is based on the latest available data provided by the underlying investment managers. Returns greater than one year are annualised. Performance is shown net of underlying fund manager fees and gross of model management fees and is calculated from the model portfolio within BT Panorama. Actual client performance may differ over time.

This document has been prepared by Drummond Capital Partners (ABN 15 622 660 182, AFSL 534213) and contains general information only. It does not take into account the objectives, financial situation, or needs of any investor and does not constitute personal advice, a product disclosure statement, or any other disclosure document under the Corporations Act 2001 (Cth). This document has not been lodged with ASIC.

To the maximum extent permitted by law, no representation or warranty is made as to the accuracy or completeness of the information. Investors should seek their own professional advice before making any investment decision.