



"Our detailed research leads us to actionable investment insights. Filtering through the noise, we stay focused on what matters and transparent in our thinking."

This portfolio has a neutral exposure to growth assets of 60% and is designed for investors seeking a balanced tolerance to risk. While the portfolio aims to provide more stable returns and regular income relative to higher growth strategies, portfolio values may fluctuate and periods of negative returns may occur. The portfolio is highly diversified across equities, property, government bonds, corporate debt and alternative investments.

DRUMMOND CAPITAL PARTNERS

Drummond is a specialist multi-asset investment manager.

It is 100% focused on providing institutional quality portfolio management under the transparent and efficient managed account structure.

The business is owned and managed by the investment team that has a combined 100+ years of investment management experience.

Drummond is an asset allocation specialist with proprietary strategic and tactical asset allocation processes; this combined with their independent investment manager research delivers high quality, risk aware portfolio solutions.

FIRST CHOICE SERIES

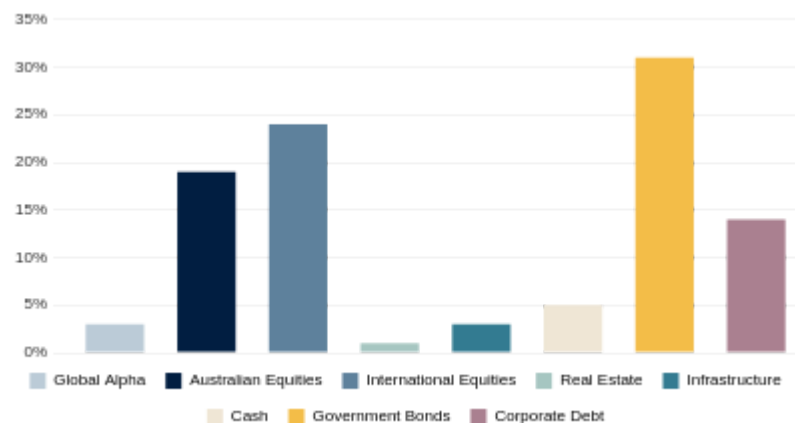
These portfolios are designed for investors and their advisers who, having determined their investment objectives, are seeking a professionally managed multi-asset solution.

The portfolio combines the four pillars of Drummond investment process - strategic asset allocation, tactical asset allocation, investment manager research and portfolio construction.

Each of these processes is proprietary and developed using Drummond's extensive asset management experience in order to provide robust, diversified portfolios for investors.

NEUTRAL ASSET ALLOCATION

50% GROWTH ASSETS & 50% DEFENSIVE ASSETS



Wholesale clients only

This document is intended solely for wholesale clients as defined in section 761G of the Corporations Act 2001 (Cth). It is not intended for retail clients and must not be relied on by retail investors. The information is general in nature and does not take into account your objectives, financial situation or needs.

KEY FACTS

Investment Manager
Drummond Capital Partners Pty Ltd

Asset Class
Global Multi Asset (Diversified)

Investment Style
Active

Benchmark Index
FE AMI Mixed Asset – Balanced

Neutral Growth Exposure
60% Growth / 40% Defensive

Growth Exposure Range
50-70%

Number Holdings
19

Inception Date
10th April 2024

Minimum Investment
\$1,000

Minimum Investment Horizon
6 years

Est. Total Cost Super{1}
0.88%

Est. Total Cost Pension{1}
0.88%



PERFORMANCE² – 31 MAY 2026

| | 1m | 3m | 6m | 1yr. | S.I.(p.a.) |
|--------------------------------------|------|------|------|------|------------|
| First Choice Balanced | 2.4% | 0.8% | 30% | 8.4% | 7.2% |
| FE AMI Mixed Asset – Balanced | 1.9% | 0.7% | 2.6% | 8.1% | 7.5% |
| Difference | 0.5% | 0.1% | 0.4% | 0.3% | -0.3% |

PERFORMANCE - FINANCIAL YEAR

| | FY24* | FY25 | FY26* |
|--------------------------------------|-------|-------|-------|
| First Choice Balanced | 2.0% | 7.8% | 7.1% |
| FE AMI Mixed Asset – Balanced | 1.5% | 9.3% | 6.7% |
| Difference | 0.5% | -1.5% | 0.4% |

Past performance is not a reliable indicator of future performance. *Partial year.

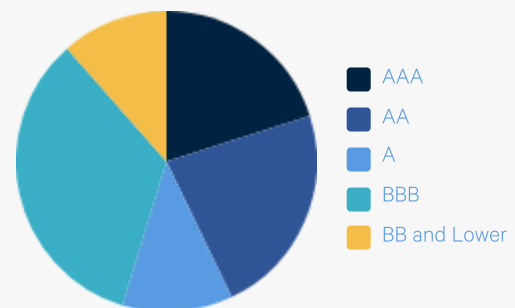
PORTFOLIO HOLDINGS – AS AT 31 MAY 2026

| Asset Class | Fund | Weight |
|-------------------------------|---|--------|
| Australian Equities | FC Pental Australian Share | 5.5% |
| | FC Solaris Core Australian Equity | 5.0% |
| | FC DNR Aust Equities High Conviction Fund | 3.0% |
| | FC Longwave Aust Small Companies Fund | 2.5% |
| International Equities | FC CFS Index Global Share-Hedged | 9.0% |
| | FC CFS Index Global Share | 5.0% |
| | FC Acadian Global Equity | 3.5% |
| | FC Yarra Global Small Companies Fund | 2.5% |
| EM Equities | FC Fidelity Asia Fund | 2.0% |
| Real Estate | FC Pental Property Investment Fund | 1.5% |
| | FC Quay Global Real Estate-Unhedged | 1.5% |
| Infrastructure | FC ClearBridge Infra Value Fund (Hedged) | 4.0% |
| Cash | FC CFS Enhanced Cash Fund | 2.0% |
| Government Bonds | FC Western Asset Australian Bond | 12.5% |
| | FC PIMCO Global Bond | 6.0% |
| Corporate Debt | FC Kapstream Absolute Return Income | 10.5% |
| | FC Yarra Enhanced Income Fund | 5.0% |
| | FC Perpetual Diversified Income Fund | 4.0% |

TOP 10 STOCK HOLDINGS

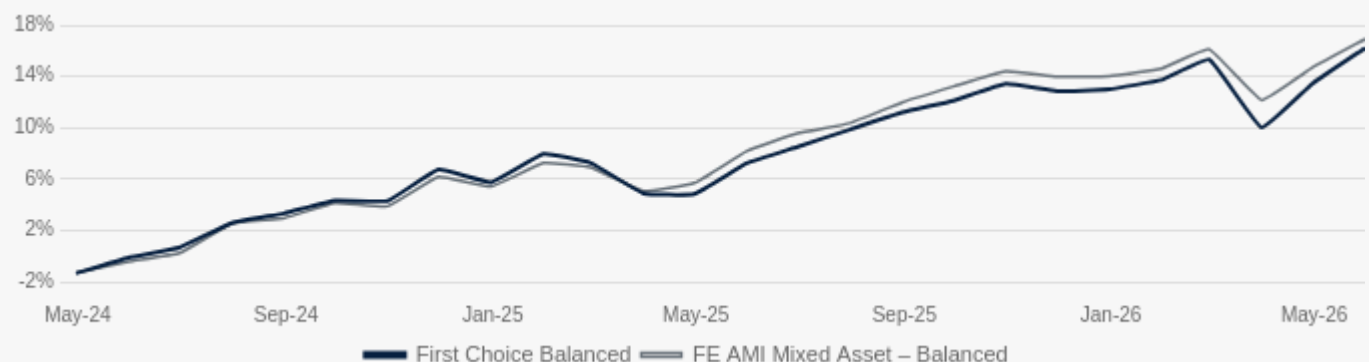
| Company | Country | Weight |
|---------------------------------|-----------|--------|
| Nvidia Corp Ord | USA | 1.5% |
| Bhp Group Limited | Australia | 1.4% |
| Apple Inc Ord | USA | 1.4% |
| Microsoft Corp Ord | USA | 1.1% |
| Commonwealth Bank Of Australia | Australia | 0.9% |
| Amazon.com Inc Ord | USA | 0.7% |
| National Australia Bank Limited | Australia | 0.7% |
| Alphabet Inc Class A Ord | USA | 0.6% |
| Broadcom Inc Ord | USA | 0.6% |
| Csl Limited | Australia | 0.6% |

CREDIT GRADE EXPOSURE



As at 31 May 2026

PERFORMANCE SINCE INCEPTION



IMPORTANT NOTICE

1. Fees represent total administration fees, investment fees and costs, and transaction costs. 2. Returns are net of the portfolio MER/ICR, the 0.20% FC Administration Fee, tax (for super investors), and transaction costs, as reflected in unit prices. The member-level administration fee is not reflected in performance. This information is based on the latest available data provided by the underlying investment managers. Returns greater than one year are annualised. Performance is shown net of underlying fund manager fees and gross of model management fees and is calculated from the model portfolio within CFS FirstChoice. Actual client performance may differ over time. Peers represent a composite of institutional multi-asset funds. This document has been prepared by Drummond Capital Partners (ABN 15 622 660 182, AFSL 534213) and contains general information only. It does not take into account the objectives, financial situation, or needs of any investor and does not constitute personal advice, a product disclosure statement, or any other disclosure document under the Corporations Act 2001 (Cth). This document has not been lodged with ASIC. To the maximum extent permitted by law, no representation or warranty is made as to the accuracy or completeness of the information. Investors should seek their own professional advice before making any investment decision.