

DYN A C O L L I D

《 VARIOUS BONUS GAMES 》

《 4 Corner Lamp 》

- ① The game will enter into JACKPOT STAGE when 4 corners lamps are lit.
- ② When completes a GOLDEN POT in JACKPOT STAGE game, jackpot points are awarded as follow.
 Special Odds --- Total Bet x 100 points.
 Normal Odds ---- Line Bet x 150 points.
 Expl: Each bet=1 Total bet=8
 Total Bet 8 x 100 = 800
 Line Bet 1 x 150 x 8 = 1200
Total Odds 2000 points

《 3 Corner Lamp 》

- ① When 3 Corners lamps are lit, the game is in 3 CORNER LAMP, and counted the times of hitting 3 CORNER LAMP.
- ② When achieved 3 CORNER LAMP, this is the time to challenge for the last corner lamp to get JACKPOT STAGE.
- ③ If hit 9 times of 3 CORNER LAMP, automatically entered to the BONUS STAGE.
- ④ In Bonus Stage, only BAR and 7 reels will spin.

《 Center Joker 7 Bonus 》

- ① When achieved JOKER 7 in the center position, only number reels will spin.
- ② The number appears will be your SPECIAL ODDS.

《 Center Cherry Bonus 》

- ① When CHERRY appears in the center position, pool-Odds will be added to the pool points.
- ② Pooled score will be paid when CHERRY 8S are lined up.

※ Caution

- ① All Bonus games are obtainable when the bet is same or above the minimum bet setting by the DIP SW (2-7).
- ② The Pool Odds varies by the total bet value.

| Total Bet | Pool Odds |
|-----------|-----------|
| 1 ~ 7 | 0 |
| 8 ~ 15 | 1 0 |
| 16 ~ 23 | 2 0 |
| 24 ~ 31 | 3 0 |
| 32 ~ 39 | 4 0 |
| 40 ~ 47 | 5 0 |
| 48 ~ 55 | 6 0 |
| 56 ~ 63 | 7 0 |
| 64 | 8 0 |

※ Other

- I) Analyze SW
 - 1 Display the analyze list.
 - 2 Put the power-on while pressing the Analyze SW to obtain girl test screen.
- II) Confirm SW
 - 1 Displays all settings of DIP SWs assignment.
 - 2 Put the power-on while pressing the Confirm SW to test the Switches.
- III) Put the power-on while pressing both Analyze and Confirm SWs to obtain the Cross-Hatch pattern for monitor alignment.

DYN A 《THE ALADDIN》

| D.I.P. SW (No.1) | 1 | 2 | 3 | 4 | 5 | 6 | 7 | 8 |
|----------------------------|-------------|-----|-----|---|-----|----|----|-----|
| Book Keeping Display | ON | OFF | | | | | | |
| Double Up Game | On | OFF | | | | | | |
| Double Up (7) Player Value | Draw | | ON | | | | | |
| Double Up Stage | Loss | | OFF | | | | | |
| Made Display | Display | | ON | | | | | |
| Pay Out Type | Undisplay | | OFF | | | | | |
| Reel Speed | Automatic | | ON | | | | | |
| Hopper out Micro SW | High | | | | ON | | | |
| Odds over 100 | Low | | | | OFF | | | |
| Sound Necessary | Active High | | | | | ON | | |
| | Active Low | | | | | | ON | |
| | On | | | | | | | ON |
| | Off | | | | | | | OFF |

| D.I.P. SW (No.3) | 1 | 2 | 3 | 4 | 5 | 6 | 7 | 8 |
|--------------------------|--------------|-----|-----|-----|-----|-----|-----|-----|
| Coin A Ratio | 1credit | ON | OH | | | | | |
| | 2credit | OFF | ON | | | | | |
| | 5credit | ON | OFF | | | | | |
| | 10credit | OFF | OFF | | | | | |
| Key In Ratio | 4credit | | | ON | OH | ON | | |
| | 5credit | | | OFF | OH | ON | | |
| | 10credit | | | ON | OFF | ON | | |
| | 20credit | | | OFF | OFF | ON | | |
| | 25credit | | | ON | ON | OFF | | |
| | 40credit | | | OFF | ON | OFF | | |
| | 50credit | | | ON | OFF | OFF | | |
| | 100credit | | | OFF | OFF | OFF | | |
| Coin B Ratio (for Token) | 1credit | | | | | ON | ON | |
| | 2credit | | | | | OFF | ON | |
| | 4credit | | | | | ON | OFF | |
| Coin A for Exchange | Exchange | | | | | OFF | OFF | |
| | Not Exchange | | | | | | | ON |
| | | | | | | | | OFF |

| D.I.P. SW (No.2) | 1 | 2 | 3 | 4 | 5 | 6 | 7 | 8 |
|------------------------|--------|-----|-----|-----|-----|-----|-----|-----|
| Main Game Ratio | 45% | ON | ON | | | | | |
| | 50% | OFF | ON | | | | | |
| | 55% | ON | OFF | ON | | | | |
| | 60% | OFF | OFF | ON | | | | |
| | 65% | ON | ON | OFF | | | | |
| | 70% | OFF | ON | OFF | | | | |
| | 75% | ON | OFF | OFF | | | | |
| | 80% | OFF | OFF | OFF | | | | |
| Double Up Ratio | 80% | | | ON | | | | |
| | 90% | | | OFF | | | | |
| Bet Limit | 8 Bet | | | | ON | ON | | |
| | 16 Bet | | | | OFF | ON | | |
| | 32 Bet | | | | ON | OFF | | |
| | 64 Bet | | | | OFF | OFF | | |
| Min. Bet for Any Bonus | 8 Bet | | | | | | ON | |
| | 16 Bet | | | | | | OFF | |
| Not Used | | | | | | | | ON |
| | | | | | | | | OFF |

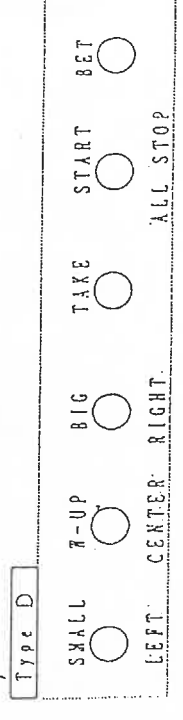
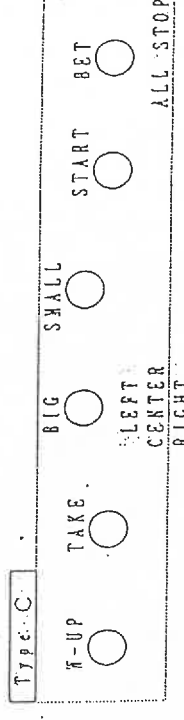
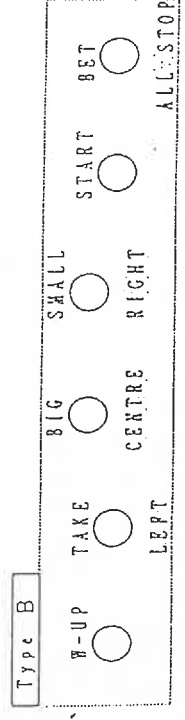
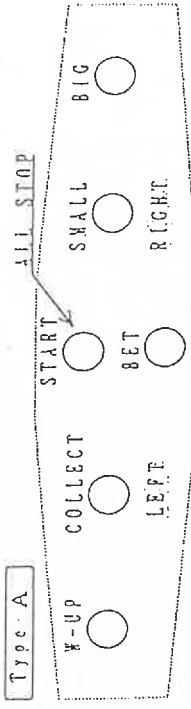
| D.I.P. SW (No.4) | 1 | 2 | 3 | 4 | 5 | 6 | 7 | 8 |
|----------------------|-------------|-----|-----|-----|-----|-----|-----|-----|
| Credit Limit | Unlimited | ON | ON | | | | | |
| | 100,000 | OFF | ON | | | | | |
| | 50,000 | ON | OFF | ON | | | | |
| | 40,000 | OFF | OFF | ON | | | | |
| | 30,000 | ON | ON | OFF | | | | |
| | 20,000 | OFF | ON | OFF | | | | |
| | 10,000 | ON | OFF | OFF | | | | |
| | 5,000 | OFF | OFF | OFF | | | | |
| Credit Limit Display | Displayed | | | ON | | | | |
| | Undisplayed | | | OFF | | | | |
| Coin In Limit | 20,000 | | | | ON | ON | | |
| | 10,000 | | | | OFF | ON | | |
| | 5,000 | | | | ON | OFF | | |
| | 1,000 | | | | OFF | OFF | | |
| Hopper Limit | Unlimited | | | | | | ON | ON |
| | 1,000 | | | | | | OFF | ON |
| | 500 | | | | | | ON | OFF |
| | 300 | | | | | | OFF | OFF |

DYN A C O L L I D

DYNA « THE ALADDIN »

DIP SW (No. 5) 1 2 3 4 5 6 7 8

| DIP SW | 1 | 2 | 3 | 4 | 5 | 6 | 7 | 8 |
|-----------------------|-----|-----|-----|-----|-----|-----|-----|-----|
| Skill Stop Panel Type | ON | ON | | | | | | |
| | OFF | ON | | | | | | |
| | ON | OFF | | | | | | |
| | OFF | OFF | | | | | | |
| Skill Stop Used | | | ON | | | | | |
| Not Used | | | OFF | | | | | |
| All Stop Used | | | | ON | | | | |
| Not Used | | | | OFF | | | | |
| | | | | | ON | | | |
| | | | | | OFF | | | |
| | | | | | | ON | | |
| | | | | | | OFF | | |
| | | | | | | | ON | |
| | | | | | | | OFF | |
| | | | | | | | | ON |
| | | | | | | | | OFF |



Setting Skill Stop off (Dip SW 5-3) makes All Stop Button inactive.

DYNA COLTD

DYNAMA < THE ALADDIN >

No. 4/4

| (EDGE CONNECTOR 72 Pin) | |
|-------------------------|---------------------------|
| Parts Side | Solder Side |
| Video Red | Video Green |
| Video Blue | Video Sync. |
| Speaker | Sp. Gnd. |
| | |
| | |
| | |
| | |
| | |
| SW Service | " |
| Player SW Start | |
| Player SW Small/Odds | 10 |
| Player SW Bel | 11 |
| Player SW Take Score | 12 |
| Player SW Double Up | 13 |
| | 14 |
| | 15 |
| Player SW Big | 16 |
| | 17 |
| SW Coin A | 18 SW Key In |
| | 19 SW Coin B (Token) |
| SW Analyzer | 20 SW Confir |
| SW Pay Out | 21 SW Key Down |
| SW Hopper Fall | 22 SW Hopper Micro |
| Counter A | 23 |
| Counter KeyIn | 24 |
| | 25 |
| Counter B (Token) | 26 |
| Counter Hopper Out | 27 Counter Lack of Hopper |
| Counter Key Down | 28 Card Out |
| Lamp Start | 29 |
| Lamp Small/Odds | 30 |
| Lamp Bel | 31 |
| Lamp Take Score | 32 |
| Lamp Double Up | 33 |
| Lamp Big | 34 |
| | 35 |
| Gnd. | 36 Gnd. |

| (EDGE CONNECTOR 20-Pin) | | |
|-------------------------|-------------|--------|
| Parts Side | Solder Side | |
| GND. | 1 | GND. |
| GND. | 2 | GND. |
| +5V | 3 | +5V |
| +5V | 4 | +5V |
| +12V | 5 | +12V |
| Counter +V | 6 | |
| Hopper | 7 | Hopper |
| | 8 | |
| GND. | 9 | GND. |
| GND. | 10 | GND. |

AC 100V
IN

Hopper Pay Out Hand SW



Counter +V dependent on Specification of voltage, please connect +5V or +12V.

DAI NIN CO., LTD.