





How to invite a Support Coordinator to view your funding in the Provider Choice Portal

1 Log into your **Provider Choice Portal**.
app.providerchoice.com.au/login

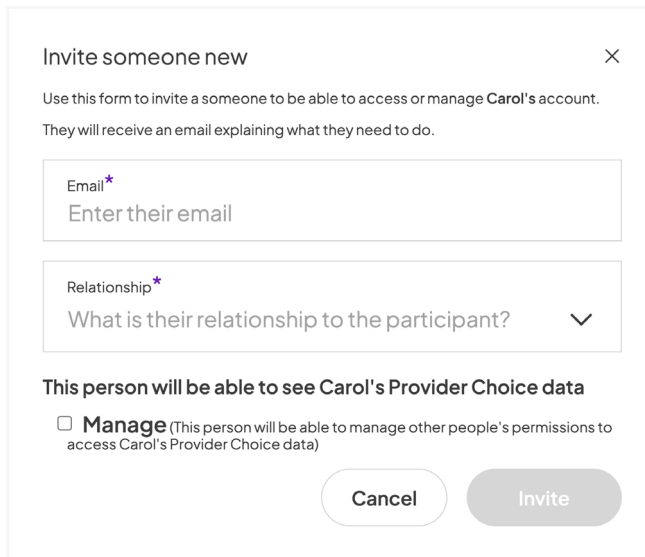
2 Click the **Permissions** tab on the left menu.



3 Click the **Invite Someone New** button.



4 Fill in the simple form. Add their email, choose **Support Coordinator** as the Relationship and click **Invite**.



5 The Support Coordinator will receive an invitation by email, and can accept by following the link provided. You can view the status and update permissions at any time from within the **Permissions** tab!