

First State Bank of Bédias

BUSINESS CUSTOMERS - Online Banking New User Enrollment

Use one of the 4 options to begin the enrollment process.

ONLINE BANKING

Username:

Not a User? [Register Now](#)

Login

TAKE A TOUR OF OUR
ONLINE BILL PAY

**FIRST STATE BANK
of BEDIAS**
★ Since 1907 ★

[Log On](#) | [Register](#)

Log On

Welcome to Online Banking! In order to keep your accounts and information safe, we have added additional layers of security to the login process. These security measures validate you as an authorized user and give you the peace of mind that you are logging into our official Online Banking site. Please enter your Online Banking username.

Existing Users

Username

Submit

New Users

New users may [register online](#) at any time.

Benefits include:

- Access to account balances and transactions
- Secure communication with bank staff
- Ability to perform transfers

[Register](#)

Always check your browser for the 'Lock' symbol that indicates that you are connected to us using an encrypted connection. If you ever doubt the authenticity of this site, double-click the lock symbol in your browser and verify the validity of the associated certificate.

[Privacy](#) | [Terms of Use](#)
Copyright ©2015. All rights reserved.

Member
FDIC

EQUAL HOUSING
LENDER

Registration - Online Banking Agreement

Please review and accept the agreement linked below. If you agree, then click the Accept button to confirm your acceptance of the terms and continue with enrollment.

[Online Banking Agreement](#)

Accept

Decline

You will need to click on the link for the Online Banking Agreement in order to proceed (it will open in another window). Once you have reviewed the Agreement, come back to this tab and click the Accept button.

Verify Identity (Registration Step 1 of 6)

Existing customers can register for online banking by following our quick and easy enrollment process. To begin, please complete the fields below to help us determine which accounts you should have access to once you log on to Online Banking. Be sure to enter the information exactly as it appears in our records.



Owner Identity

All Fields Required

Help us identify the owner of the accounts you wish to access.

Is this a Business? ☐ Yes ☒ No

First Name

Last Name

SSN

Birthday

Account Number

Any of the owner's account numbers

Submit

Enter First Name (as it appears on Social Security Card).

Enter Last Name.

Enter Social Security #.

Enter Date of Birth.

Enter Account Number.

Select SUBMIT.

Choose Username and Password (Registration Step 2 of 6)

Congratulations, we were able to locate your customer record. Please enter a username and password that you will use to log on once you have registered.

Your password must contain at least 8 characters and it must meet 2 of the following requirements:

- Mixed Case (at least 1 upper case and 1 lower case)
- Alpha Numeric (at least 1 letter and 1 number)
- Special Character (at least 1 character that isn't a number or letter)



Username and Password

Provide us with a username and password.

Username

Password

Confirm Password

Choose a
Username.

Choose a
Password
(note the
password
criteria shown
above).

Confirm the
Password.

[Accounts](#) [Transfers](#) [Bill Pay](#) [MoneyDesktop](#) [Messages \(0\)](#) [Alerts \(0\)](#)

Profile Menu

Security Phrase

Please create a unique phrase that only you are familiar with. This phrase will be displayed to you whenever you log into the Online Banking system. The purpose of this phrase is to assure you that you are logging into your financial institution's secure Online Banking site instead of a fraudulent site.

Always remember that if you do not see your unique phrase when logging into the Online Banking system do not key in your passcode and call your financial institution immediately!

Security Phrase

Submit

Enter a
security
phrase.

[Accounts](#) [Transfers](#) [Bill Pay](#) [MoneyDesktop](#) [Messages \(0\)](#) [Alerts \(0\)](#)[Profile Menu](#)

Security Questions

Please configure five different questions below. These questions will be used to perform additional authentication when logging into Online Banking. You can select pre-defined questions from the drop down menus, create your own unique questions by typing them in the space below the drop down menu, or use a combination of either pre-defined or custom questions. For each question, please type an answer in the field below the question.

To provide maximum protection for your online accounts from unauthorized use, it is best to choose questions that only you or other authorized users will know the answers to. Your answers will not be case-sensitive.

Question 1 of 5

Select Question Answer

Question 2 of 5

Select Question Answer

Question 3 of 5

Select Question Answer

Question 4 of 5

Select Question Answer

Question 5 of 5

Select Question Custom Question Answer

Select Security Questions and enter the answers.

Enter in the name for this user profile.

Enter in the email address for this user profile.


You can make other selections here, as well. These settings can always be changed in your profile.

The check image size setting allows you to view images (checks, deposit slips, etc) in various sizes for easier reading.

Click SUBMIT when done.

★ Since 1907 ★


FIRST STATE BANK
of BEDIAS

Welcome JoeCustom!
[Log Off](#) | [Profile](#) | [Help](#) | 

AccountsTransfersBill PayMoneyDesktopMessages (0)Alerts (0)

Profile Menu

Update User Profile / Preferences



Profile and Preferences

Please update your personal information and settings.

All Fields Required

First Name

Joe

Last Name

Customer

Email Address

Joe.Customer@gmail.com

Show Full Account Numbers

☐

Show Non-Active Accounts

☐

Allow Password Reset

☒

Items Per Page

10

Check Image Size

Medium (300px)

▼


Submit

◀ The size of check images when viewing transaction details

Privacy | Terms of Use

Copyright ©2015. All rights reserved.

Member
FDIC


EQUAL HOUSING
LENDER

Select how you would like to receive the security code (via text message or via automated voice phone call).

Enter the phone number you would like to have the code sent to.

You can select to receive a test message and to nickname the number.

Click SUBMIT when done.

FIRST STATE BANK
of BEDIAS
★ Since 1907 ★

Welcome Joe Customer!
[Log Off](#) | [Profile](#) | [Help](#) |

AccountsTransfersBill PayMoneyDesktopMessages (0)Alerts (0)

Profile Menu

Security Code Delivery Methods

For your protection we have added an additional layer of security. When logging into Online Banking, you may be asked to enter a security code. This code can be sent to you via text message or through an automated phone call.

Please provide a valid phone number that can receive such messages and specify whether the message should be delivered via text or voice. You will be able to add more delivery methods once you have logged into Online Banking.

Security Code Delivery Method

Please configure the initial delivery method below.

Type

Please select a type

Text Message / SMS

Voice Phone Call

Phone Number

555-555-0100

Test Message

☐ Yes - Send a test message

☒ No - Do not send a test message

Nickname

Submit

The type of message (text/SMS or voice)

Message and data rates may apply. Such charges include those from your communications service provider.

Privacy | Terms of Use

Copyright ©2015. All rights reserved.

Member
FDIC

EQUAL HOUSING
LENDER

Once you get through the enrollment process, you will see this screen.

You will be able to see your accounts and the balances in the accounts, however the ability to transfer between accounts will be set by an Administrator.

You will be able to see your accounts and the balances in the accounts, however the ability to transfer between accounts will be set by an Administrator.

