

# WEEKLY PIGKILL REPORT

WEEK **01**  
 WEEK ENDING **05/10/2025** ( **RY 2025/2026** )



PYTD %Diff From YTD -  
Weight (tonnes)

↓ -26.0%

PYTD %Diff From YTD -  
Count Incl Condemned

↓ -26.9%

Imported Pork Aug 2025  
Compared to Aug 2024

+ **8,818** (t CWE)

Prime Pigs -  
This Week

Prime Pigs -  
Last Week

▲  
**PrimePig**

North Island

South Island

**6,220**

2,185

4,035

**10,710**

3,349

7,361

Date	IMPORTED PROD Year ending (t CWE)	DOMESTIC PROD year ending (t CWE)	Tonnes TOTAL PROD	IMPORTS %	Estimated POPULATION (000)	TOTAL CONSUMPTION PER CAPITA	Kg 100% NZPork	Kg Pork imports
<b>Aug-25</b>	<b>74,966</b>	<b>42,544</b>	<b>117,511</b>	<b>63.80</b>	<b>5,345</b>	<b>21.98</b>	<b>7.96</b>	<b>14.0</b>
Jul-25	76,928	42,757	119,685	64.28	5,343	22.40	8.00	14.4
Jun-25	77,592	42,626	120,218	64.54	5,337	22.53	7.99	14.5
May-25	77,637	42,284	119,921	64.74	5,338	22.47	7.92	14.5
Apr-25	78,182	42,353	120,535	64.86	5,343	22.56	7.93	14.6
Mar-25	76,839	42,451	119,290	64.41	5,272	22.63	8.05	14.6
Feb-25	76,837	42,229	119,067	64.53	5,336	22.31	7.91	14.4
Jan-25	76,152	42,262	118,414	64.31	5,474	21.63	7.72	13.9
Dec-24	72,916	42,177	115,093	63.35	5,459	21.08	7.73	13.4
Nov-24	69,289	41,811	111,100	62.37	5,445	20.40	7.68	12.7
Oct-24	68,892	41,661	110,553	62.32	5,427	20.37	7.68	12.7
Sept-24	66,686	41,099	107,785	61.87	5,414	19.91	7.59	12.3
Aug-24	66,148	40,861	107,009	61.82	5,397	19.83	7.57	12.3

## Incl Condemned

Reporting Year	Week No.	Week Count	Year To Date Count	Annual Count	Annual Weight (tonne)	Average Weight (kg)
RY 2025/2026	1	6,424	6,424			
RY 2024/2025	1	8,784	8,784	580,939	43,603	75.06
RY 2023/2024	1	10,889	10,889	576,543	42,148	73.10
RY 2022/2023	1	12,114	12,114	607,340	43,430	71.51
RY 2021/2022	1	2,075	2,075	632,781	45,256	71.52

# WEEKLY PIGKILL REPORT

WEEK **01**  
 WEEK ENDING **05/10/2025** ( **RY 2025/2026** )



Type / Location	WK # Carcasses (EC)	WK Weight (kg)	WK Avg Weight (kg)	YTD- Weight (tonnes)	PYTD- Weight (tonnes)	PYTD- Weight (tonnes) %Diff From YTD	WK # Condemned	WK # Total Kill	PWK- # Carcasses	PWK- #Carcasses %Diff From WK	YTD - # Carcasses	PYTD- # Carcasses	PYTD- # Carcasses %Diff From YTD
<b>PrimePig</b>	<b>6,208</b>	<b>455,396</b>	<b>73.36</b>	<b>455</b>	<b>625</b>	<b>-27.1%</b>	<b>12</b>	<b>6,220</b>	<b>10,710</b>	<b>-41.9%</b>	<b>6,220</b>	<b>8,578</b>	<b>-27.5%</b>
North Island	2,178	159,386	73.18	159	213	-25.3%	7	2,185	3,349	-34.8%	2,185	2,950	-25.9%
South Island	4,030	296,010	73.45	296	412	-28.1%	5	4,035	7,361	-45.2%	4,035	5,628	-28.3%
<b>Total</b>	<b>6,208</b>	<b>455,396</b>	<b>73.36</b>	<b>455</b>	<b>625</b>	<b>-27.1%</b>	<b>12</b>	<b>6,220</b>	<b>10,710</b>	<b>-41.9%</b>	<b>6,220</b>	<b>8,578</b>	<b>-27.5%</b>

Type / Location	WK # Carcasses (EC)	WK Weight (kg)	WK Avg Weight (kg)	YTD- Weight (tonnes)	PYTD- Weight (tonnes)	PYTD- Weight (tonnes) %Diff From YTD	WK # Condemned	WK # Total Kill	PWK- # Carcasses	PWK- #Carcasses %Diff From WK	YTD - # Carcasses	PYTD- # Carcasses	PYTD- # Carcasses %Diff From YTD
<b>PrimePig</b>	<b>6,208</b>	<b>455,396</b>	<b>73.36</b>	<b>455</b>	<b>625</b>	<b>-27.1%</b>	<b>12</b>	<b>6,220</b>	<b>10,710</b>	<b>-41.9%</b>	<b>6,220</b>	<b>8,578</b>	<b>-27.5%</b>
<b>Pigs &lt; 50 kg</b>	<b>46</b>	<b>2,045</b>	<b>44.46</b>	<b>2</b>	<b>5</b>	<b>-59.8%</b>	<b>7</b>	<b>53</b>	<b>196</b>	<b>-73.0%</b>	<b>53</b>	<b>151</b>	<b>-64.9%</b>
North Island	12	564	47.00	1	2	-73.3%	6	18	65	-72.3%	18	57	-68.4%
South Island	34	1,481	43.56	1	3	-50.3%	1	35	131	-73.3%	35	94	-62.8%
<b>Pigs 50-64.9 kg</b>	<b>1,189</b>	<b>72,915</b>	<b>61.32</b>	<b>73</b>	<b>79</b>	<b>-7.3%</b>	<b>0</b>	<b>1,189</b>	<b>1,931</b>	<b>-38.4%</b>	<b>1,189</b>	<b>1,297</b>	<b>-8.3%</b>
North Island	374	22,711	60.72	23	28	-18.4%	0	374	414	-9.7%	374	459	-18.5%
South Island	815	50,204	61.60	50	51	-1.3%	0	815	1,517	-46.3%	815	838	-2.7%
<b>Pigs 65-74.9 kg</b>	<b>2,464</b>	<b>171,562</b>	<b>69.63</b>	<b>172</b>	<b>271</b>	<b>-36.7%</b>	<b>3</b>	<b>2,467</b>	<b>4,253</b>	<b>-42.0%</b>	<b>2,467</b>	<b>3,864</b>	<b>-36.2%</b>
North Island	877	61,618	70.26	62	91	-32.6%	0	877	1,340	-34.6%	877	1,298	-32.4%
South Island	1,587	109,944	69.28	110	180	-38.8%	3	1,590	2,913	-45.4%	1,590	2,566	-38.0%
<b>Pigs 75-84.9 kg</b>	<b>1,724</b>	<b>137,093</b>	<b>79.52</b>	<b>137</b>	<b>181</b>	<b>-24.4%</b>	<b>2</b>	<b>1,726</b>	<b>2,967</b>	<b>-41.8%</b>	<b>1,726</b>	<b>2,292</b>	<b>-24.7%</b>
North Island	756	60,220	79.66	60	75	-19.6%	1	757	1,195	-36.7%	757	945	-19.9%
South Island	968	76,873	79.41	77	106	-27.7%	1	969	1,772	-45.3%	969	1,347	-28.1%
<b>Pigs 85-94.9 kg</b>	<b>593</b>	<b>52,813</b>	<b>89.06</b>	<b>53</b>	<b>67</b>	<b>-21.7%</b>	<b>0</b>	<b>593</b>	<b>1,061</b>	<b>-44.1%</b>	<b>593</b>	<b>755</b>	<b>-21.5%</b>
North Island	137	12,102	88.34	12	16	-24.3%	0	137	300	-54.3%	137	179	-23.5%
South Island	456	40,711	89.28	41	51	-20.9%	0	456	761	-40.1%	456	576	-20.8%
<b>Pigs &gt;95 kg</b>	<b>192</b>	<b>18,968</b>	<b>98.79</b>	<b>19</b>	<b>22</b>	<b>-12.1%</b>	<b>0</b>	<b>192</b>	<b>302</b>	<b>-36.4%</b>	<b>192</b>	<b>219</b>	<b>-12.3%</b>
North Island	22	2,171	98.68	2	1	86.0%	0	22	35	-37.1%	22	12	83.3%
South Island	170	16,797	98.81	17	20	-17.7%	0	170	267	-36.3%	170	207	-17.9%
<b>Chopper</b>	<b>204</b>	<b>28,388</b>	<b>139.16</b>	<b>28</b>	<b>29</b>	<b>-1.2%</b>	<b>0</b>	<b>204</b>	<b>266</b>	<b>-23.3%</b>	<b>204</b>	<b>206</b>	<b>-1.0%</b>
<b>Choppers</b>	<b>204</b>	<b>28,388</b>	<b>139.16</b>	<b>28</b>	<b>29</b>	<b>-1.2%</b>	<b>0</b>	<b>204</b>	<b>266</b>	<b>-23.3%</b>	<b>204</b>	<b>206</b>	<b>-1.0%</b>
North Island	38	6,251	164.50	6	10	-36.7%	0	38	81	-53.1%	38	68	-44.1%
South Island	166	22,137	133.36	22	19	17.4%	0	166	185	-10.3%	166	138	20.3%
<b>Total</b>	<b>6,412</b>	<b>483,784</b>	<b>75.45</b>	<b>484</b>	<b>654</b>	<b>-26.0%</b>	<b>12</b>	<b>6,424</b>	<b>10,976</b>	<b>-41.5%</b>	<b>6,424</b>	<b>8,784</b>	<b>-26.9%</b>

1. Information gathered weekly for all abattoirs licensed to kill pigs.

2. Includes carcasses (after removal of condemned parts) inspected and passed for human consumption, and whole carcasses condemned up to and at scales.

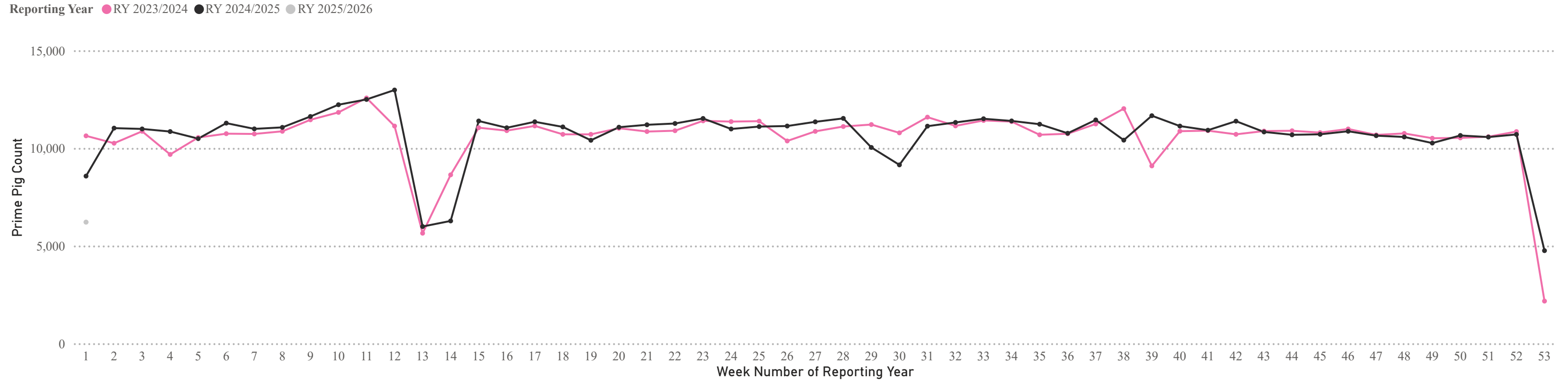
3. Meat Year (1 October - 30 September) week to date.

# WEEKLY PIGKILL REPORT

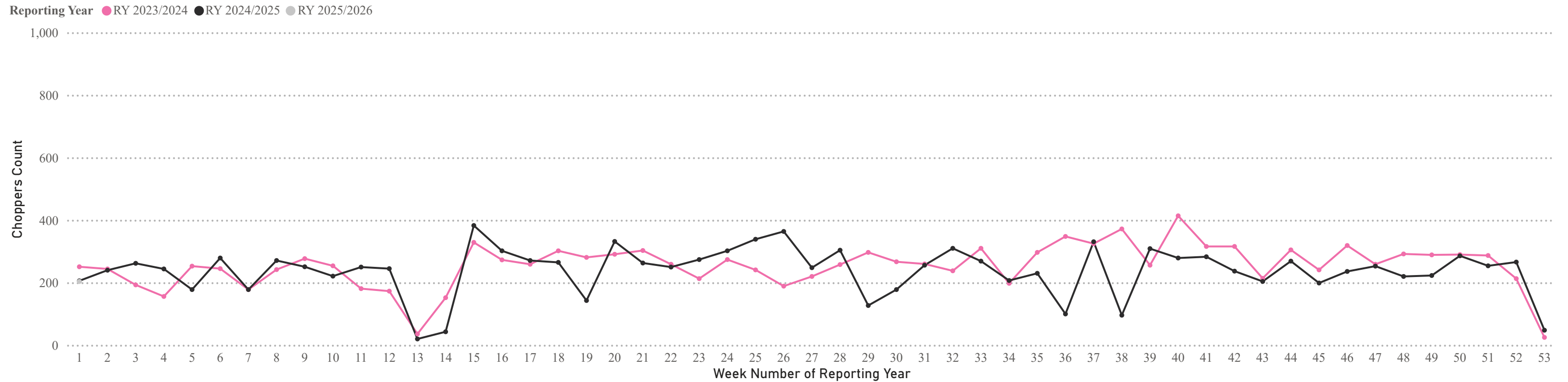
WEEK **01**  
WEEK ENDING **05/10/2025** ( **RY 2025/2026** )



## Weekly PIG KILL DATA (Prime Pigs)



## Weekly PIG KILL DATA (Choppers)



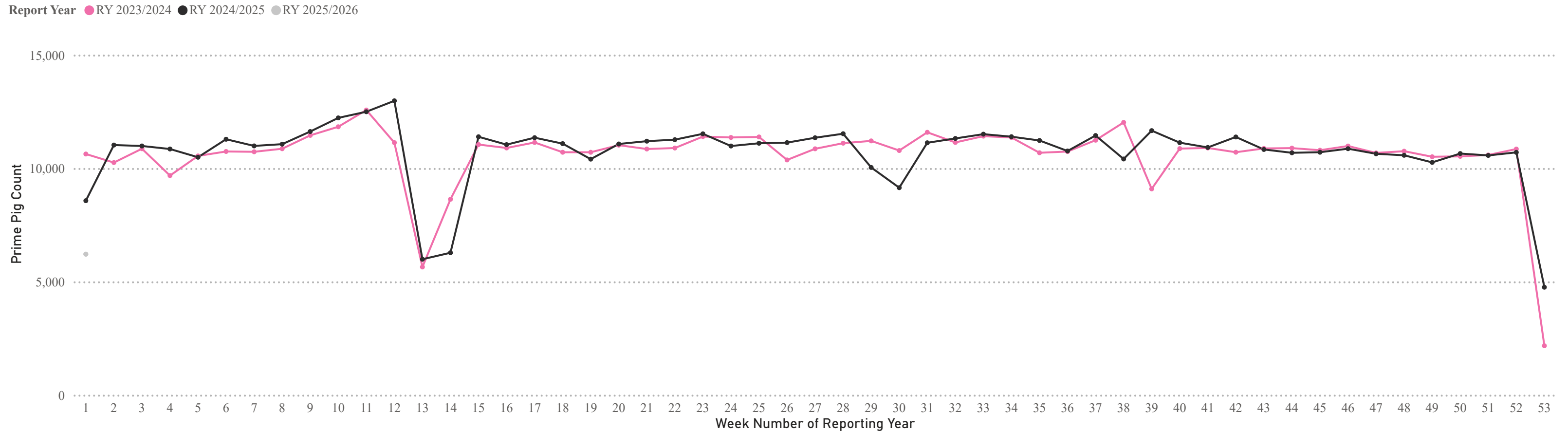
\* Chopper and Prime Pig counts also include condemned carcasses

# WEEKLY PIGKILL REPORT

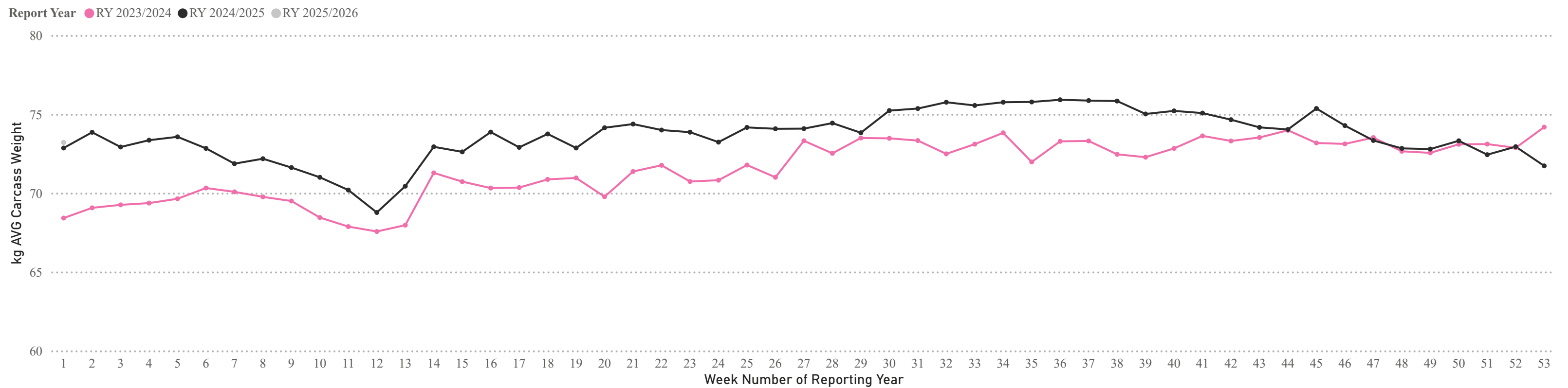
WEEK **01**  
 WEEK ENDING **05/10/2025** ( **RY 2025/2026** )



## Weekly PIG KILL DATA (Prime Pigs)



## Weekly AVG Carcass Weight - kg (Prime Pigs)



\* Chopper and Prime Pig counts /Avg Weights also include condemned carcasses.