

# WEEKLY PIGKILL REPORT

WEEK **23**  
 WEEK ENDING **08/03/2026** ( **RY 2025/2026** )



PYTD %Diff From YTD - Weight (tonnes)      PYTD %Diff From YTD - Count Incl Condemned

↑ **0.2%**      ↑ **0.1%**

Imported Pork Feb 2026  
 Compared to Feb 2025

**-10,864**(t CWE)

Prime Pigs - This Week      Prime Pigs - Last Week

<b>PrimePig</b>	<b>11,719</b>	<b>11,556</b>
North Island	3,465	3,549
South Island	8,254	8,007

Date	IMPORTED PROD Year ending (t CWE)	DOMESTIC PROD year ending (t CWE)	Tonnes TOTAL PROD	IMPORTS %	Estimated POPULATION (000)	TOTAL CONSUMPTION PER CAPITA	Kg 100% NZPork	Kg Pork imports
<b>Feb-26</b>	<b>65,973</b>	<b>42,824</b>	<b>108,798</b>	<b>60.64</b>	<b>5,350</b>	<b>20.34</b>	<b>8.00</b>	<b>12.3</b>
Jan-26	66,955	42,713	109,667	61.05	5,348	20.51	7.99	12.5
Dec-25	69,099	42,315	111,414	62.02	5,344	20.85	7.92	12.9
Nov-25	71,422	42,503	113,925	62.69	5,345	21.31	7.95	13.4
Oct-25	71,605	42,663	114,268	62.66	5,348	21.37	7.98	13.4
Sept-25	73,793	42,724	116,517	63.33	5,346	21.80	7.99	13.8
Aug-25	74,966	42,544	117,511	63.80	5,345	21.98	7.96	14.0
Jul-25	76,928	42,757	119,685	64.28	5,343	22.40	8.00	14.4
Jun-25	77,592	42,626	120,218	64.54	5,337	22.53	7.99	14.5
May-25	77,637	42,284	119,921	64.74	5,338	22.47	7.92	14.5
Apr-25	78,182	42,353	120,535	64.86	5,343	22.56	7.93	14.6
Mar-25	76,839	42,451	119,290	64.41	5,272	22.63	8.05	14.6
Feb-25	76,837	42,229	119,067	64.53	5,336	22.31	7.91	14.4

Incl Condemned

Reporting Year	Week No.	Week Count	Year To Date Count	Annual Count	Annual Weight (tonne)	Average Weight (kg)
RY 2025/2026	23	11,943	252,967			
RY 2024/2025	23	11,802	252,702	580,939	43,603	75.06
RY 2023/2024	23	11,619	249,745	576,543	42,148	73.10
RY 2022/2023	23	12,142	273,485	607,340	43,430	71.51
RY 2021/2022	23	11,144	268,166	632,781	45,256	71.52

# WEEKLY PIGKILL REPORT

WEEK **23**  
 WEEK ENDING **08/03/2026** ( **RY 2025/2026** )



Type / Location	WK # Carcasses (EC)	WK Weight (kg)	WK Avg Weight (kg)	YTD- Weight (tonnes)	PYTD- Weight (tonnes)	PYTD- Weight (tonnes) %Diff From YTD	WK # Condemned	WK # Total Kill	PWK- # Carcasses	PWK- #Carcasses %Diff From WK	YTD - # Carcasses	PYTD- # Carcasses	PYTD- # Carcasses %Diff From YTD
<b>PrimePig</b>	<b>11,705</b>	<b>865,948</b>	<b>73.98</b>	<b>18,041</b>	<b>17,963</b>	<b>0.4%</b>	<b>14</b>	<b>11,719</b>	<b>11,556</b>	<b>1.4%</b>	<b>247,956</b>	<b>247,331</b>	<b>0.3%</b>
North Island	3,461	247,182	71.42	5,559	5,396	3.0%	4	3,465	3,549	-2.4%	77,404	77,107	0.4%
South Island	8,244	618,766	75.06	12,483	12,568	-0.7%	10	8,254	8,007	3.1%	170,552	170,224	0.2%
<b>Total</b>	<b>11,705</b>	<b>865,948</b>	<b>73.98</b>	<b>18,041</b>	<b>17,963</b>	<b>0.4%</b>	<b>14</b>	<b>11,719</b>	<b>11,556</b>	<b>1.4%</b>	<b>247,956</b>	<b>247,331</b>	<b>0.3%</b>

Type / Location	WK # Carcasses (EC)	WK Weight (kg)	WK Avg Weight (kg)	YTD- Weight (tonnes)	PYTD- Weight (tonnes)	PYTD- Weight (tonnes) %Diff From YTD	WK # Condemned	WK # Total Kill	PWK- # Carcasses	PWK- #Carcasses %Diff From WK	YTD - # Carcasses	PYTD- # Carcasses	PYTD- # Carcasses %Diff From YTD
<b>PrimePig</b>	<b>11,705</b>	<b>865,948</b>	<b>73.98</b>	<b>18,041</b>	<b>17,963</b>	<b>0.4%</b>	<b>14</b>	<b>11,719</b>	<b>11,556</b>	<b>1.4%</b>	<b>247,956</b>	<b>247,331</b>	<b>0.3%</b>
<b>Pigs &lt; 50 kg</b>	<b>204</b>	<b>7,058</b>	<b>34.60</b>	<b>184</b>	<b>204</b>	<b>-9.5%</b>	<b>4</b>	<b>208</b>	<b>192</b>	<b>8.3%</b>	<b>5,556</b>	<b>5,930</b>	<b>-6.3%</b>
North Island	75	3,072	40.96	61	82	-25.2%	3	78	47	66.0%	1,621	2,184	-25.8%
South Island	129	3,986	30.90	123	122	1.1%	1	130	145	-10.3%	3,935	3,746	5.0%
<b>Pigs 50-64.9 kg</b>	<b>1,485</b>	<b>89,649</b>	<b>60.37</b>	<b>2,351</b>	<b>2,590</b>	<b>-9.2%</b>	<b>0</b>	<b>1,485</b>	<b>1,567</b>	<b>-5.2%</b>	<b>39,017</b>	<b>43,043</b>	<b>-9.4%</b>
North Island	654	39,474	60.36	803	1,042	-22.9%	0	654	667	-1.9%	13,330	17,303	-23.0%
South Island	831	50,175	60.38	1,548	1,548	0.0%	0	831	900	-7.7%	25,687	25,740	-0.2%
<b>Pigs 65-74.9 kg</b>	<b>5,098</b>	<b>359,304</b>	<b>70.48</b>	<b>7,480</b>	<b>7,399</b>	<b>1.1%</b>	<b>9</b>	<b>5,107</b>	<b>4,845</b>	<b>5.4%</b>	<b>106,919</b>	<b>106,106</b>	<b>0.8%</b>
North Island	1,615	113,148	70.06	2,469	2,487	-0.7%	0	1,615	1,610	0.3%	35,206	35,559	-1.0%
South Island	3,483	246,156	70.67	5,011	4,912	2.0%	9	3,492	3,235	7.9%	71,713	70,547	1.7%
<b>Pigs 75-84.9 kg</b>	<b>3,246</b>	<b>256,861</b>	<b>79.13</b>	<b>5,172</b>	<b>4,460</b>	<b>16.0%</b>	<b>1</b>	<b>3,247</b>	<b>3,209</b>	<b>1.2%</b>	<b>65,274</b>	<b>56,339</b>	<b>15.9%</b>
North Island	841	66,567	79.15	1,664	1,437	15.7%	1	842	879	-4.2%	20,994	18,186	15.4%
South Island	2,405	190,294	79.12	3,509	3,023	16.1%	0	2,405	2,330	3.2%	44,280	38,153	16.1%
<b>Pigs 85-94.9 kg</b>	<b>1,272</b>	<b>113,230</b>	<b>89.02</b>	<b>2,125</b>	<b>2,320</b>	<b>-8.4%</b>	<b>0</b>	<b>1,272</b>	<b>1,274</b>	<b>-0.2%</b>	<b>23,842</b>	<b>25,927</b>	<b>-8.0%</b>
North Island	226	20,082	88.86	493	327	50.6%	0	226	306	-26.1%	5,542	3,671	51.0%
South Island	1,046	93,148	89.05	1,633	1,993	-18.1%	0	1,046	968	8.1%	18,300	22,256	-17.8%
<b>Pigs &gt;95 kg</b>	<b>400</b>	<b>39,846</b>	<b>99.62</b>	<b>729</b>	<b>991</b>	<b>-26.4%</b>	<b>0</b>	<b>400</b>	<b>469</b>	<b>-14.7%</b>	<b>7,348</b>	<b>9,986</b>	<b>-26.4%</b>
North Island	50	4,839	96.78	69	20	245.8%	0	50	40	25.0%	711	204	248.5%
South Island	350	35,007	100.02	660	970	-32.0%	0	350	429	-18.4%	6,637	9,782	-32.2%
<b>Chopper</b>	<b>224</b>	<b>30,587</b>	<b>136.55</b>	<b>701</b>	<b>740</b>	<b>-5.2%</b>	<b>0</b>	<b>224</b>	<b>243</b>	<b>-7.8%</b>	<b>5,011</b>	<b>5,371</b>	<b>-6.7%</b>
<b>Choppers</b>	<b>224</b>	<b>30,587</b>	<b>136.55</b>	<b>701</b>	<b>740</b>	<b>-5.2%</b>	<b>0</b>	<b>224</b>	<b>243</b>	<b>-7.8%</b>	<b>5,011</b>	<b>5,371</b>	<b>-6.7%</b>
North Island	41	5,742	140.05	170	185	-8.3%	0	41	50	-18.0%	1,125	1,296	-13.2%
South Island	183	24,845	135.77	531	554	-4.1%	0	183	193	-5.2%	3,886	4,075	-4.6%
<b>Total</b>	<b>11,929</b>	<b>896,535</b>	<b>75.16</b>	<b>18,743</b>	<b>18,703</b>	<b>0.2%</b>	<b>14</b>	<b>11,943</b>	<b>11,799</b>	<b>1.2%</b>	<b>252,967</b>	<b>252,702</b>	<b>0.1%</b>

1. Information gathered weekly for all abattoirs licensed to kill pigs.

2. Includes carcasses (after removal of condemned parts) inspected and passed for human consumption, and whole carcasses condemned up to and at scales.

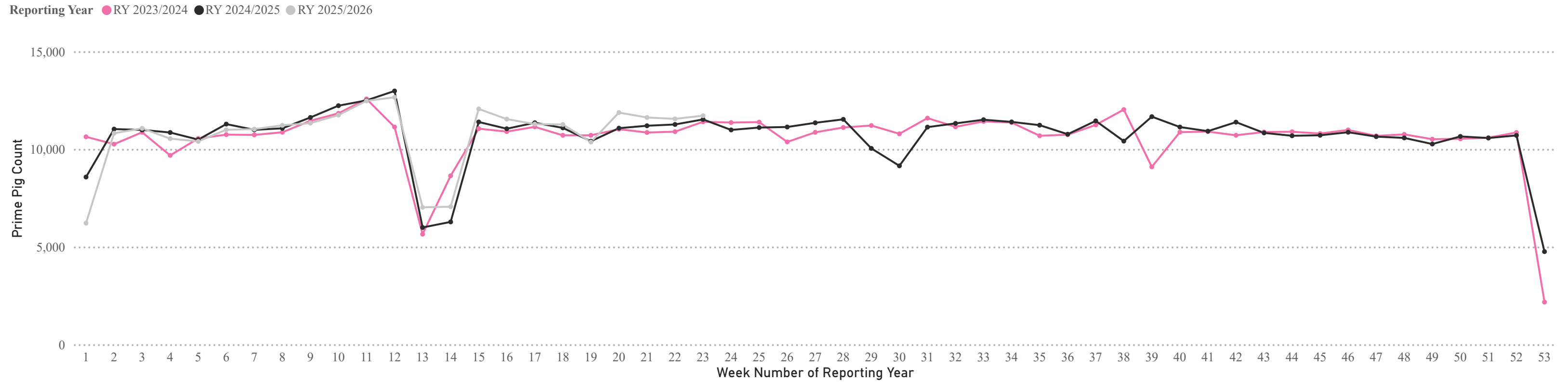
3. Meat Year (1 October - 30 September) week to date.

# WEEKLY PIGKILL REPORT

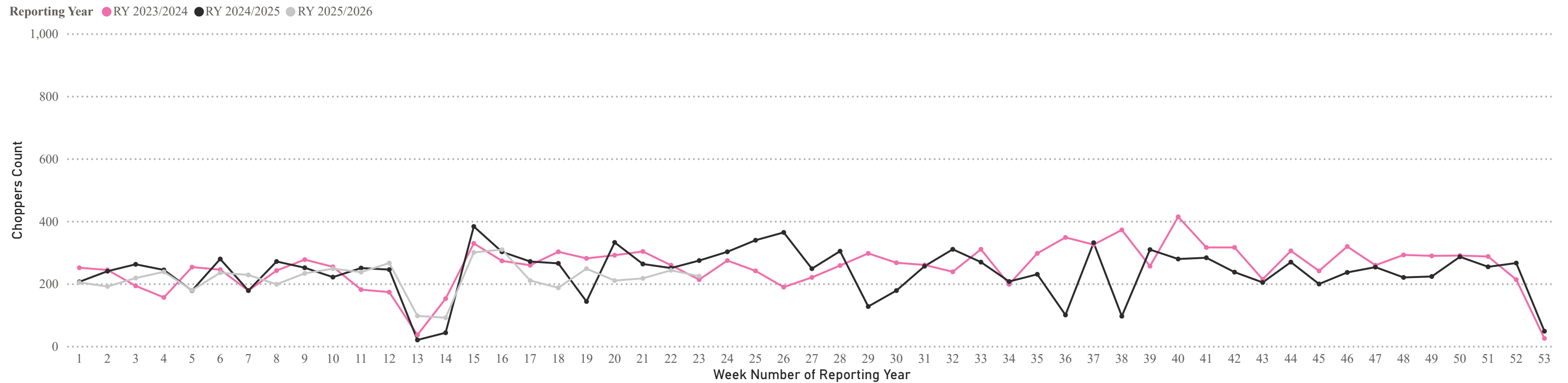
WEEK **23**  
 WEEK ENDING **08/03/2026** ( **RY 2025/2026** )



## Weekly PIG KILL DATA (Prime Pigs)



## Weekly PIG KILL DATA (Choppers)



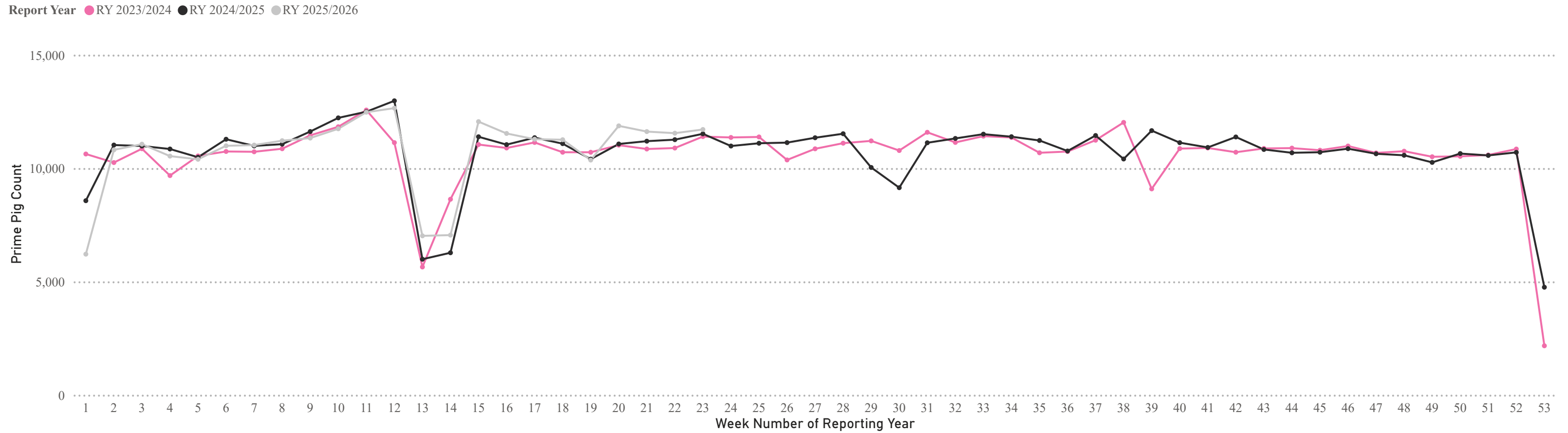
\* Chopper and Prime Pig counts also include condemned carcasses

# WEEKLY PIGKILL REPORT

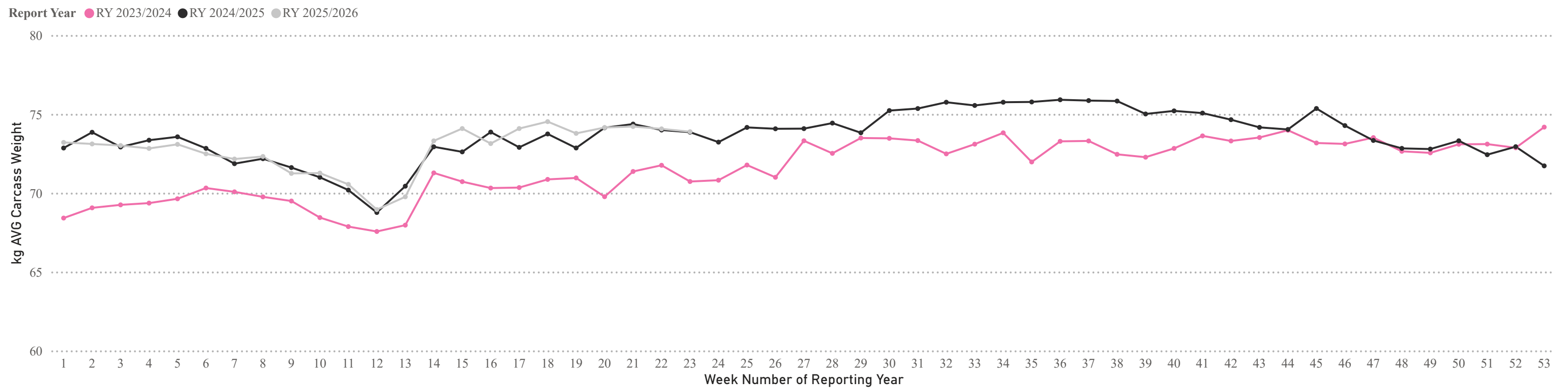
WEEK **23**  
 WEEK ENDING **08/03/2026** ( **RY 2025/2026** )



## Weekly PIG KILL DATA (Prime Pigs)



## Weekly AVG Carcass Weight - kg (Prime Pigs)



\* Chopper and Prime Pig counts /Avg Weights also include condemned carcasses.