



Farm Safety Workbook




Pre-School
Edition




Hello and welcome to your special farm
safety workbook.
We hope you like it and learn how to be an
AgriKid!

This AgriKids Farm Safety Handbook belongs to:





Colour in our cow



Important Numbers:



Ambulance / Fire Brigade

999 or 112



National Poisons Centre Helpline

(01) 809 2166

(8.00am to 10.00pm, 7 days a week)

Contacts:

Guardian/Parent:

Guardian/Parent:

Eircode:

Ask a grown up to help you learn off
these important numbers.

Farm Visit Checklist!

1. Visit with a grown up


Colour in the grown ups who you can go to the farm with.




Daddy




Mammy



Uncle



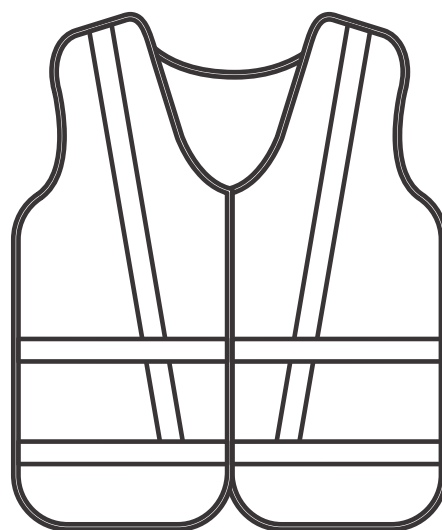
Auntie



Granny and Grandad

2. Wear your hi vis vest

Colour in the the hi vis vest.



3. We will not visit if the farmer is busy!

The farmer is very busy today. We can visit the farm tomorrow.

What colour is the farmer's tractor?

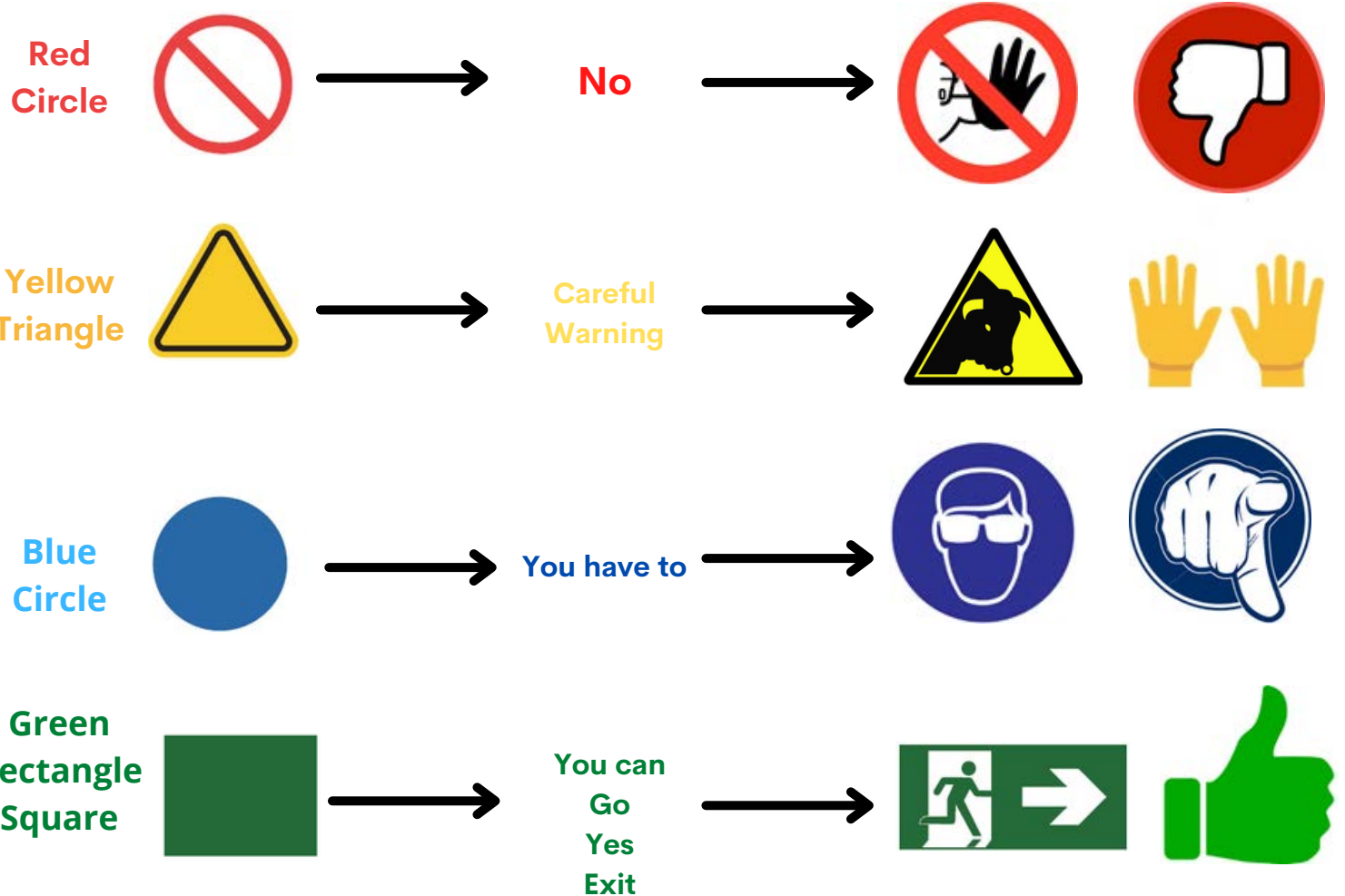


Know your farm signs

The Signs

Safety signs come in different colours and use pictures to help us stay safe. Check out the different signs and find out why some are **blue**, some are **red**, some are **green** and some are **yellow**! Copy the hand signs to help you remember!

Activity: Download and colour in the safety signs on www.agrikidsambassador.ie



Now as a class, learn the hand signals for all the signs.



Yellow =
Careful
Steady on!



Red = No you can't



Green = Yes can go



Blue =
You have to! (You can be really bossy here!!!)




Electricity Safety

Electric Fences


Sometimes farmers put up electric fences which will give you a shock if you touch them. Can you draw an electric fence around the field below to make sure the animals don't break out.



Then colour in the safety sign!






What the animals say!

Animals will behave a certain way to let us know how they feel. They will use sounds, their ears and tails. Sometimes they are grumpy and sometimes they are happy. As a class discuss some of the sounds animals make that tell us how they feel.



Now take a look at the animals below and  the box of the animals who are friendly or place an  in the box of those animals who are asking us to stay back. Now you can colour them in.


☐

☐

☐

☐

☐

Cows & Bulls


Many farmers keep cows and bulls. Farmers have to be very careful as these animals are not pets and not always friendly. A cow with new calves can be very cross as she is minding her new calves.



Did you know a freshly calved cow can be more dangerous than a bull!



Help daddy hang the safety sign!



Horses

Horses use their ears and tails to communicate. Look at the pictures below to see how the horses feel. Place your hands on your head to follow the movements.

Now you can colour in the horses when you are done.



Forward: Happy & alert





To the side - Sleepy



Back - Scared or angry




Place an **X** in the box beside the horse who is not friendly today!



Never walk behind a horse!

They cannot see you and you could get kicked.




Horses

Hand feeding



If you are feeding a horse a treat, make sure to keep your hand nice and flat!

Suitable Handfed treats

- Apple pieces
- Carrot pieces
- Polo mints
- Treats bought in equine stores
- Horse nuts / cubes

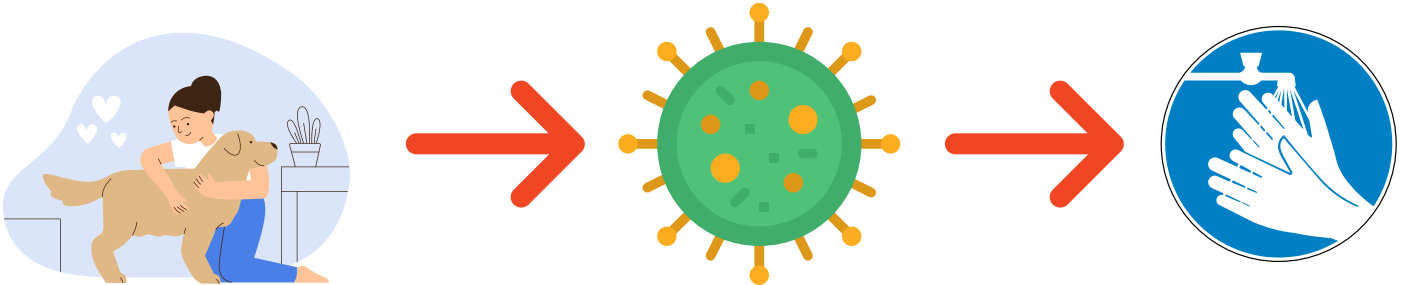


Join the dots to see which is the correct way to feed!



Handwashing

Sometimes animals can pass a disease to people. So after touching animals or being on a farm always wash your hands. This makes sure we are healthy.



Get some water, not too hot

Add the soap, quite a lot

Now clean on top and in between

Twist those hands, they're NEARLY clean

Clean each thumb, one by one

Finger-tip twists, we're nearly done


Rinse them off and dry up too

They're clean, we're done good for you!

Tractors

Tractors are very important on our farms. They help the farmer to do their work.

Colour by numbers






How many types of tractor do you know?

Tractors

We must never get too close to a moving tractor. The farmer will not be able to see you or hear you. At the back, side and front of the tractor are the blind spots. That means you cannot be seen in these places.



**Now draw a tractor of your own by joining the dots.
Don't forget to show the blind spots!**

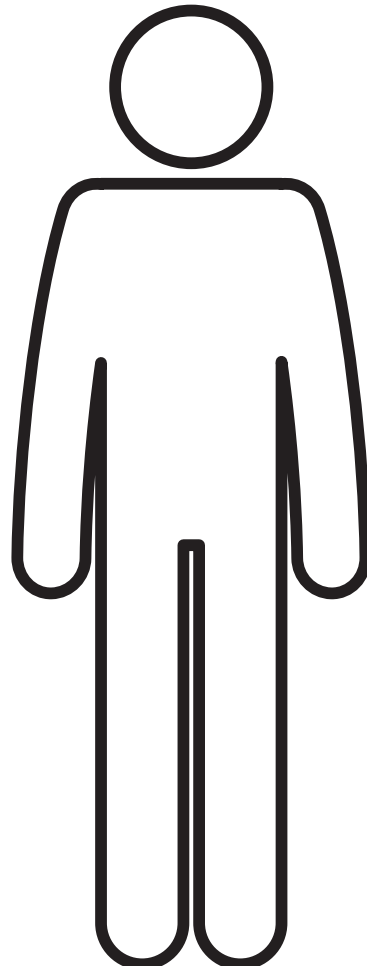


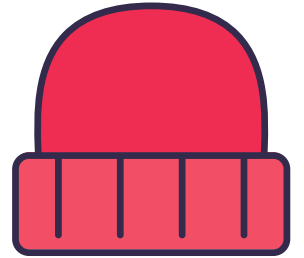


Wellbeing

Staying well and feeling well

Eating good food, exercise and wearing clothes to protect against the weather are important for everyone, not just farmers.

Take a look at today's weather & circle what the farmer should wear today.



Why naps are good!

Staying well and feeling well

Sometimes we don't like going to bed and we try our best to stay awake. But did you know getting enough sleep is like having a super power in having more energy so you can have more FUN!! In the pictures discuss who you think needs a nap.



Follow our bedtime planner to make sure you can always be at your best with plenty of rest!



My Bedtime Planner



Tidy Up



Bathtime



PJ's



Brush Teeth



Storytime



Kisses & Cuddles

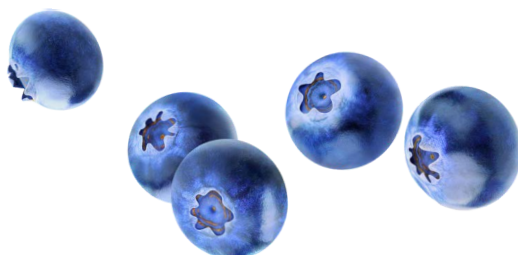



Night Night



Colour the food rainbow

Fruits and vegetables add more colour to our plate and help us to our 5 a day.
Match the fruit colour to our rainbow & create your own 'Rainbow Plate'.



An AgriKids Certificate in Farm Safety



This is to certify that

is an official AgriKid!

Therefore you are a recognised ambassador
of farm safety awareness and practice.

Be Farm Safe. Stay Farm Safe.

