

AgriKids

Farm Safety Christmas Workbook



Energy for everyone





Colour in your tractor!



Important Numbers:



Ambulance / Fire Brigade

999 or 112



National Poisons Centre Helpline

(01) 809 2166

(3.00am to 10.00pm, 7 days a week)

Contacts:

Guardian/Parent:

Guardian/Parent:

Eircode:

Ask a grown up to help you learn off these important numbers.



Competition Time!

Christmas family fun



Email your entry to info@agrikids.ie to enter our draw for a chance to win a set of #FarmSafetystory books. Entries close: 11/01/2026



Know your farm signs

The Signs

Safety signs come in different colours and use pictures to help us stay safe. Check out the different signs and find out why some are **blue**, some are **red**, some are **green** and some are **yellow**! Copy the hand signs to help you remember!

Red
Circle



No



Yellow
Triangle



Careful
Warning



Blue
Circle



You have to




Green
Rectangle
Square



You can
Go
Yes
Exit



What are the signs saying below, can you add the missing colour?









Animals

Animals use their ears and tails to communicate. Look at the pictures below to see how the animals feel. Then match the emoji face to the right picture. What two animals are feeling the same but using different body language

Now you can colour in the animals when you are done.



Answers:

Happy & alert puppy | Sleepy horse | Angry horse and bull | Scared cat

Wellbeing

Weather

Eating good food, exercise and wearing clothes to protect against the weather is important for everyone, not just farmers. Take a look at Friday & Wednesday's weather & circle what clothes should be worn.



Mon




Tues




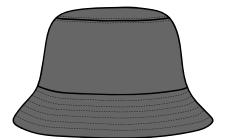
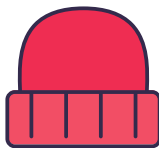

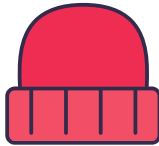
Wed



Thurs




Fri



Feeling well and eating well

Diet

Our farmers work all year round to make sure we eat well. We know Christmas is a yummy time. Can you choose what to have for a healthy dinner. You can draw the items onto the plate below.



Farm Scrambles



safety Scramble - how many safety items and accessories can you find?

1. TEELMH _____
2. NSEO GNRI _____
3. IH SVI TVSE _____
4. LEVOSG _____
5. STUD KSAM _____
6. OTP DRUAG _____

Tractor Scramble - how many tractor brands can you uncover?

1. WEN OLAHDNL _____
2. NJOH EDREE _____
3. AKCOCCRMM _____
4. EUZDT _____
5. SYAMSE GROUFNSE _____
6. LSAAC _____
7. TFEND _____


New Arrivals - how many of these youngsters can you uncover?

1. CLFA _____
2. LMBA _____
3. PGIELT _____
4. AOLF _____
5. IDK _____
6. CCHIK _____

Answers:

- | | | |
|-----------------------------------|---|-------------------------|
| 1. TEELMH <u>Helmet</u> | 1. WEN OLAHDNL <u>New Holland</u> | 1. CLFA <u>Calf</u> |
| 2. NSEO GNRI <u>Nose Ring</u> | 2. NJOH EDREE <u>John Deere</u> | 2. LMBA <u>lamb</u> |
| 3. IH SVI TVSE <u>Hi Vis Vest</u> | 3. AKCOCCRMM <u>McCormack</u> | 3. PGIELT <u>piglet</u> |
| 4. LEVOSG <u>Gloves</u> | 4. EUZDT <u>Deutz</u> | 4. AOLF <u>foal</u> |
| 5. STUD KSAM <u>Dust mask</u> | 5. SYAMSE GROUFNSE <u>Massey Ferguson</u> | 5. IDK <u>kid</u> |
| 6. OTP DRUAG <u>PTO Guard</u> | 6. LSAAC <u>Claas</u> | 6. CCHIK <u>Chick</u> |
| | 7. TFEND <u>Fendt</u> | |

Farm Safety Crossword



Across

3. After a day on the farm, the farmer should _____ their hands before eating

5. Animal manure which we gather in a pit or tank to use as a fertiliser

7. When their ears are pinned _____ a horse is scared or aggressive

8. A freshly _____ cow can be more dangerous than a bull

11. What warning sign uses the skull and crossbones

12. A _____ vest helps you stay visible when outdoors

Down

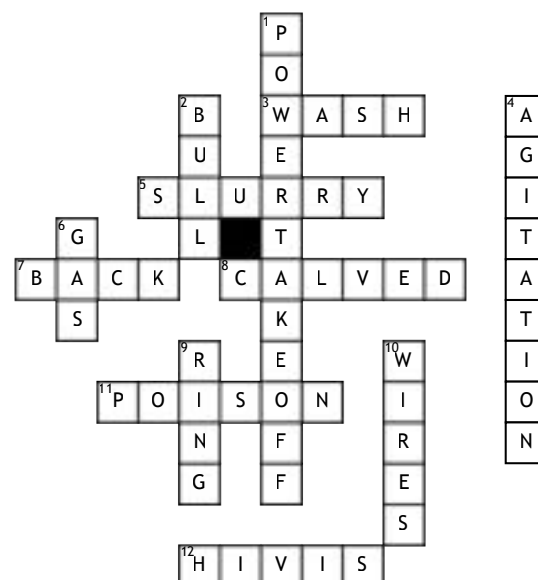
1. What is 'PTO' short for?

2. Complete the sign, 'Beware of the _____'

4. The process of mixing slurry is _____

6. Hydrogen Sulphide is the odourless, toxic _____ found in slurry

10. A tractor with a raised loader needs to be careful of overhead _____





Happy Christmas

