

**BONNEVILLE JOINT SCHOOL
DISTRICT No. 93**

**BONNEVILLE COUNTY
ELECTION RESULTS**

MARCH 12, 2013

**BONNEVILLE COUNTY
MARCH 12, 2013**

**BALLOT QUESTION
BONNEVILLE JT. SCHOOL DISTRICT NO. 93**

Shall the Board of Trustees of Bonneville Joint School District No. 93, Bonneville and Bingham Counties, Idaho, be authorized and empowered to levy a supplemental levy, as permitted by law in Section 33-802(3) Idaho Code, three million dollars (\$3,000,000.00), each year for two years for a total of six million dollars (\$6,000,000.00) for the purpose of paying all lawful expenses of maintaining and operating the schools of the District for the fiscal years beginning July 1, 2013 and ending June 30, 2015?


PRECINCT	IN FAVOR OF			AGAINST			VOID		
	09	25	8	0	0	0	0	0	0
22	30	6	0	0	0	0	0	0	0
23	56	18	0	0	0	0	0	0	0
24	19	2	0	0	0	0	0	0	0
25	39	4	1	0	0	0	0	0	0
26	10	1	0	0	0	0	0	0	0
37	0	0	0	0	0	0	0	0	0
39	59	46	0	0	0	0	0	0	0
40	26	8	0	0	0	0	0	0	0
43	72	24	0	0	0	0	0	0	0
44	39	37	0	0	0	0	0	0	0
45	78	11	0	0	0	0	0	0	0
46	58	22	0	0	0	0	0	0	0
47	64	12	0	0	0	0	0	0	0
48	80	18	0	0	0	0	0	0	0
49	58	16	0	0	0	0	0	0	0
50	44	13	0	0	0	0	0	0	0
51	37	12	0	0	0	0	0	0	0
52	59	19	0	0	0	0	0	0	0
53	71	22	0	0	0	0	0	0	0
54	0	0	0	0	0	0	0	0	0
57	65	21	0	0	0	0	0	0	0
58	42	14	0	0	0	0	0	0	0
59	50	12	0	0	0	0	0	0	0
Absentee	13	22	0	0	0	0	0	0	0
CO. TOTAL	1,094	368	1						


**VOTING STATISTICS
BONNEVILLE JT. SCHOOL DISTRICT NO. 93**

PRECINCT	Total Number of Registered Voters at Cutoff	Number of Election Day Registrants	Total Number of Registered Voters	Number of Ballots Cast	% of Registered Voters That Voted
09	513	0	513	33	6.43%
22	629	4	633	36	5.69%
23	980	2	982	74	7.54%
24	384	0	384	21	5.47%
25	663	3	666	44	6.61%
26	142	1	143	11	7.69%
37	6	1	7	0	0.00%
39	862	2	864	105	12.15%
40	904	0	904	34	3.76%
43	1118	0	1118	96	8.59%
44	951	2	953	76	7.97%
45	1111	4	1115	89	7.98%
46	1047	1	1048	80	7.63%
47	947	4	951	76	7.99%
48	1331	1	1332	98	7.36%
49	1128	0	1128	74	6.56%
50	934	2	936	57	6.09%
51	892	0	892	49	5.49%
52	1365	3	1368	78	5.70%
53	1313	0	1313	93	7.08%
54	4	0	4	0	0.00%
57	1290	3	1293	86	6.65%
58	972	2	974	56	5.75%
59	1024	2	1026	62	6.04%
Absentee			0	35	
CO. TOTAL	20510	37	20547	1463	7.12%

STATE OF IDAHO
COUNTY OF BONNEVILLE } ss.

I, RONALD LONGMORE, County Clerk of said county and state, do hereby certify that the attached is a full, true and complete copy of the abstract of votes for the questions as they appeared on the election ballot on March 12, 2013 for Bonneville Joint School District No. 93 as shown by the record of the Board of Canvassers filed in my office this 18th day of March, 2013.


County Clerk





STATE OF IDAHO

COUNTY OF BONNEVILLE

} ss.

We, the commissioners of the county and state aforesaid, acting as a Board of Canvassers of Election, convened on March 18, 2013, do hereby state that the attached is a true and complete abstract of all votes cast within this county for the questions as they appeared at the election held on March 12, 2013, as shown by the records now on file in the County Clerk's office.

County Board of Canvassers

Attest: 
County Clerk

