

PRIMARY ELECTIONS

Bonneville County

May 19, 2026

**BONNEVILLE COUNTY RESULTS
PRIMARY ELECTION
MAY 19, 2026**

Precinct	VOTING STATISTICS				
	Total Number of Eligible Registered Voters at Cutoff	Number Election Day Registrations	Total Number of Eligible Registered Voters	Number of Ballots Cast	% of Eligible Registered Voters That Voted
01	1,487	9	1,496	380	25.40%
02	1,186	5	1,191	260	21.83%
03	750	3	753	146	19.39%
04	1,363	8	1,371	356	25.97%
05	1,046	4	1,050	229	21.81%
06	1,152	6	1,158	326	28.15%
07	1,118	11	1,129	233	20.64%
08	1,206	3	1,209	321	26.55%
09	1,284	9	1,293	237	18.33%
10	1,157	9	1,166	338	28.99%
11	1,198	9	1,207	304	25.19%
12	1,103	8	1,111	291	26.19%
13	1,282	5	1,287	252	19.58%
14	956	9	965	262	27.15%
15	1,215	3	1,218	403	33.09%
16	1,176	6	1,182	392	33.16%
17	1,321	5	1,326	332	25.04%
18	1,343	5	1,348	323	23.96%
19	1,021	8	1,029	335	32.56%
20	1,145	1	1,146	251	21.90%
21	1,895	9	1,904	549	28.83%
22	1,029	13	1,042	321	30.81%
23	1,634	5	1,639	392	23.92%
24	1,094	9	1,103	431	39.08%
25	1,553	7	1,560	504	32.31%
26	1,462	8	1,470	444	30.20%
27	1,664	11	1,675	459	27.40%
28	1,171	9	1,180	405	34.32%
37	777	5	782	324	41.43%
38	958	6	964	365	37.86%
39	1,558	20	1,578	501	31.75%
40	1,054	3	1,057	186	17.60%
41	1,897	28	1,925	611	31.74%
42	1,378	10	1,388	372	26.80%
43	1,043	3	1,046	276	26.39%
44	1,289	14	1,303	306	23.48%
45	1,336	8	1,344	317	23.59%
46	1,831	16	1,847	506	27.40%
47	1,097	11	1,108	260	23.47%
48	1,433	20	1,453	448	30.83%
49	1,020	6	1,026	209	20.37%
50	1,672	14	1,686	491	29.12%
51	965	9	974	352	36.14%
52	1,651	21	1,672	515	30.80%
53	1,668	15	1,683	546	32.44%
54	529	3	532	150	28.20%
55	637	4	641	163	25.43%
56	39	0	39	17	43.59%
57	1,579	8	1,587	516	32.51%
58	1,622	9	1,631	518	31.76%
59	1,716	15	1,731	537	31.02%
CO. TOTAL	63,760	445	64,205	17,962	27.98%

Total # absentee ballots cast
Total # early voting ballots cast

1,439
2,298

BONNEVILLE COUNTY RESULTS
PRIMARY ELECTION
MAY 19, 2026

Precinct	UNITED STATES SENATOR							
	DEM	DEM	DEM	LIB	REP	REP	REP	REP
	Nickolas 007 Bonds	Brad Moore	David Roth	Matt Loesby	Joe Evans	Denny LaVe	Jim Risch	Josh Roy
01	3	9	36	1	53	11	183	52
02	0	11	20	0	22	8	105	69
03	2	5	19	0	23	3	70	10
04	2	6	24	0	40	16	200	37
05	2	14	20	0	29	18	107	17
06	0	5	31	1	41	13	169	26
07	7	9	34	1	20	6	108	26
08	1	8	19	0	56	7	165	33
09	7	12	28	2	37	6	101	21
10	1	14	23	3	31	14	175	27
11	5	13	46	1	43	8	110	32
12	3	6	32	1	38	15	144	31
13	1	12	28	0	33	9	121	22
14	1	17	25	1	31	16	92	34
15	1	12	36	1	57	15	186	39
16	5	13	39	0	50	6	163	59
17	2	9	31	0	52	13	157	41
18	7	11	43	2	33	12	146	35
19	2	4	27	0	47	9	179	33
20	4	6	21	2	33	13	115	28
21	1	19	26	0	64	17	290	77
22	3	8	23	1	31	11	126	39
23	1	10	27	1	49	8	197	61
24	2	2	5	1	46	12	194	95
25	2	14	26	1	59	25	257	54
26	3	9	24	1	49	4	254	45
27	4	15	25	1	48	14	227	53
28	4	2	20	2	45	17	193	54
37	1	8	5	0	33	3	197	47
38	2	6	22	0	35	14	205	54
39	3	9	18	1	67	20	282	45
40	4	12	10	0	24	2	77	24
41	2	16	19	1	50	14	350	57
42	6	6	20	2	34	15	185	32
43	0	4	11	1	34	4	166	22
44	0	4	13	0	28	6	193	28
45	2	12	6	1	43	6	150	26
46	3	9	17	1	56	26	251	48
47	1	8	9	0	33	11	144	23
48	4	11	26	0	53	10	235	50
49	2	10	12	1	31	9	91	30
50	2	13	22	1	54	10	278	37
51	3	2	9	2	31	9	207	33
52	2	9	14	1	58	15	273	39
53	0	15	26	0	40	5	300	50
54	0	2	3	0	18	5	98	17
55	1	3	13	0	19	9	91	14
56	0	0	1	0	4	2	5	3
57	1	9	14	2	58	9	292	56
58	2	7	12	0	49	16	308	66
59	0	3	12	1	53	12	325	48
CO. TOTAL	117	453	1,072	39	2,065	558	9,237	1,999

BONNEVILLE COUNTY RESULTS
PRIMARY ELECTION
MAY 19, 2026

	UNITED STATES REPRESENTATIVE DISTRICT 2					
	DEM	DEM	LIB	REP	REP	REP
Precinct	Elle Gilbreath	Julie Wiley	Will Johanson	Brian Keene	Perry Shumway	Mike Simpson
01	34	14	1	54	74	171
02	19	12	0	39	64	99
03	17	9	0	15	21	67
04	26	3	0	53	57	180
05	22	13	0	34	38	97
06	25	10	1	50	40	158
07	36	11	1	41	36	78
08	19	6	0	54	62	144
09	34	14	3	44	29	88
10	23	14	2	47	29	169
11	49	17	1	59	33	108
12	23	18	1	45	48	135
13	29	6	1	23	49	114
14	34	7	1	44	35	98
15	32	15	1	65	43	198
16	44	10	0	64	56	160
17	26	15	0	49	57	154
18	47	13	2	44	39	145
19	26	4	0	46	40	183
20	18	10	2	35	27	124
21	32	12	0	76	86	288
22	24	8	0	50	36	122
23	30	8	1	70	49	198
24	9	2	1	55	117	183
25	29	10	1	69	84	252
26	23	11	1	52	57	248
27	27	16	1	45	94	196
28	14	9	1	67	69	174
37	8	5	0	43	62	168
38	20	7	0	38	92	169
39	14	13	1	66	88	247
40	18	7	0	33	14	78
41	21	16	1	66	85	318
42	23	8	2	58	35	167
43	7	8	1	37	38	151
44	16	1	0	65	33	156
45	13	4	1	45	41	143
46	22	6	1	53	73	252
47	15	4	0	47	49	111
48	26	12	0	76	58	214
49	16	6	1	40	36	82
50	21	14	0	65	58	262
51	10	4	2	36	33	201
52	19	6	1	52	71	264
53	27	13	0	58	64	273
54	2	3	0	31	20	77
55	15	4	0	24	24	85
56	1	0	0	4	4	6
57	14	10	2	66	78	276
58	13	8	0	81	70	287
59	9	5	1	59	85	294
CO. TOTAL	1,121	461	37	2,532	2,680	8,612

**BONNEVILLE COUNTY RESULTS
PRIMARY ELECTION
MAY 19, 2026**

GOVERNOR						
	DEM	DEM	DEM	DEM	LIB	LIB
Precinct	Maxine Durand	Jill C. Kirkham	Terri Pickens	Chanelle Torrez	Melissa-Sue Robinson	Paul Sand
01	7	10	25	6	0	1
02	9	5	16	2	0	0
03	7	6	13	1	0	0
04	8	6	14	3	0	0
05	6	11	16	2	0	0
06	7	9	18	4	1	0
07	16	12	21	3	0	1
08	5	9	15	0	0	0
09	9	16	21	0	2	2
10	6	9	20	2	3	0
11	19	16	28	5	0	1
12	5	14	20	2	0	1
13	8	10	22	1	1	0
14	7	8	24	4	0	1
15	6	10	32	0	1	0
16	13	20	21	3	0	0
17	12	6	20	5	0	0
18	8	17	28	9	2	0
19	9	7	15	1	0	0
20	4	7	16	2	1	1
21	11	9	21	6	0	0
22	4	10	17	4	1	0
23	9	9	16	4	0	0
24	2	3	8	0	0	1
25	5	16	18	3	1	0
26	6	5	21	2	0	1
27	14	10	16	4	0	2
28	7	4	13	5	1	1
37	1	2	8	3	0	0
38	3	9	13	3	0	1
39	5	7	15	3	1	0
40	6	4	12	4	0	0
41	3	10	19	5	0	2
42	3	7	18	5	2	0
43	3	5	8	0	0	1
44	0	2	14	0	0	0
45	5	5	9	1	0	0
46	5	10	11	4	1	1
47	7	6	7	1	0	0
48	7	6	25	5	0	0
49	8	5	9	2	1	0
50	5	12	18	3	0	2
51	3	6	7	0	1	1
52	5	9	11	1	1	1
53	5	6	19	11	0	0
54	1	1	3	0	0	0
55	4	1	11	2	0	0
56	0	0	1	0	0	0
57	3	5	16	1	0	1
58	4	6	8	4	0	0
59	4	3	8	0	0	0
CO. TOTAL	319	401	805	141	21	23

**BONNEVILLE COUNTY RESULTS
PRIMARY ELECTION
MAY 19, 2026**

Precinct	GOVERNOR							
	REP	REP	REP	REP	REP	REP	REP	REP
	Sean Calvert Crystal	Mark Fitzpatrick	Daniel C. Fowler	Ethan Giles	Ron James	Brad Little	Lisa Marie	Justin R. Plante
01	11	86	7	4	4	171	14	4
02	7	82	4	2	1	98	8	2
03	9	26	7	3	3	55	2	3
04	15	49	6	7	10	195	10	2
05	6	49	1	1	3	99	7	7
06	14	41	5	8	10	161	11	6
07	7	40	4	4	9	83	10	5
08	13	63	7	4	8	153	12	5
09	12	36	8	6	7	89	5	2
10	3	41	3	4	9	173	14	7
11	12	32	5	7	3	113	16	7
12	9	43	1	10	6	144	10	6
13	6	36	4	7	9	119	3	5
14	5	54	6	6	7	89	11	5
15	11	45	4	4	13	205	10	7
16	9	79	6	8	3	158	16	7
17	10	65	9	12	5	147	10	7
18	11	44	4	5	6	138	8	14
19	7	41	4	4	3	191	12	7
20	4	44	5	2	7	116	8	10
21	13	85	2	4	15	304	17	11
22	4	43	3	5	7	131	16	8
23	10	78	7	8	6	179	18	10
24	15	70	1	6	8	224	10	10
25	15	67	15	13	6	254	27	10
26	7	60	5	1	6	269	7	11
27	9	93	4	5	14	210	9	8
28	16	87	5	6	5	173	11	7
37	6	70	5	6	6	171	11	5
38	7	86	7	2	6	181	9	6
39	10	66	10	7	16	273	17	11
40	2	28	3	0	0	87	5	1
41	11	101	6	11	9	315	17	13
42	15	58	5	4	2	167	16	4
43	6	35	3	3	7	159	10	5
44	10	40	2	12	5	171	8	9
45	11	56	2	1	6	140	8	5
46	8	74	11	6	15	249	15	6
47	5	52	10	4	5	123	7	5
48	15	64	7	6	9	220	21	6
49	7	48	6	5	7	84	4	4
50	14	61	5	7	10	263	18	5
51	2	61	6	7	5	187	4	10
52	13	84	3	3	2	267	15	5
53	10	78	12	6	13	257	22	9
54	2	29	3	3	2	86	9	0
55	2	23	1	2	4	90	6	4
56	1	1	0	0	1	8	2	1
57	4	76	2	3	20	311	12	9
58	16	106	4	2	7	280	19	8
59	13	84	10	5	12	304	13	6
CO. TOTAL	460	2,960	265	261	362	8,834	580	330

BONNEVILLE COUNTY RESULTS
 PRIMARY ELECTION
 MAY 19, 2026

	LIEUTENANT GOVERNOR	
	DEM	REP
Precinct	Eric Myricks	Scott Bedke
01	42	206
02	27	118
03	23	81
04	27	198
05	29	119
06	28	159
07	39	99
08	22	159
09	35	106
10	31	172
11	49	101
12	30	155
13	29	123
14	32	99
15	37	193
16	41	152
17	38	182
18	51	155
19	23	177
20	24	130
21	34	270
22	23	136
23	30	202
24	9	230
25	35	274
26	28	228
27	36	227
28	24	206
37	11	171
38	26	189
39	20	274
40	23	99
41	31	299
42	28	199
43	16	169
44	15	179
45	15	158
46	26	276
47	12	136
48	31	232
49	19	109
50	29	242
51	9	192
52	17	272
53	32	271
54	3	98
55	13	111
56	1	11
57	23	275
58	19	277
59	8	272
CO. TOTAL	1,303	9,168

BONNEVILLE COUNTY RESULTS
PRIMARY ELECTION
MAY 19, 2026

	SECRETARY OF STATE		STATE CONTROLLER		STATE TREASURER	
	DEM	REP	DEM	REP	DEM	REP
Precinct	Shawn Keenan	Phil McGrane	Rakesh Mohan	Brandon D Woolf	Kevin A Jones	Julie A. Ellsworth
01	43	203	44	204	42	200
02	28	121	27	119	28	123
03	23	79	23	74	23	75
04	27	198	27	190	27	191
05	30	118	30	115	27	115
06	26	159	27	161	26	153
07	37	97	40	96	38	97
08	21	163	20	155	19	157
09	34	105	35	101	36	102
10	30	159	30	163	30	165
11	44	108	46	95	42	96
12	27	155	26	147	27	141
13	31	126	30	116	31	121
14	31	104	32	96	32	92
15	36	191	36	189	36	188
16	41	158	40	150	40	148
17	37	189	37	184	37	184
18	52	156	50	154	51	149
19	23	181	23	172	24	172
20	25	130	25	123	24	121
21	32	274	33	261	32	269
22	21	135	21	134	23	132
23	31	205	30	199	29	203
24	8	227	8	216	7	253
25	33	274	32	260	32	262
26	26	221	26	215	26	214
27	37	223	35	214	35	220
28	25	212	25	202	25	200
37	13	176	11	170	12	171
38	24	192	25	192	24	192
39	20	275	19	269	20	263
40	20	99	22	98	22	101
41	33	302	32	294	33	296
42	28	192	27	186	28	181
43	14	168	14	167	14	164
44	16	173	15	172	16	168
45	11	155	12	153	11	151
46	24	270	28	265	25	263
47	14	141	12	136	13	138
48	33	232	33	229	34	232
49	20	105	20	106	20	105
50	33	245	31	239	33	241
51	9	190	7	189	8	185
52	18	260	18	257	18	256
53	33	266	32	257	31	258
54	3	96	3	100	3	96
55	13	110	13	108	13	108
56	1	11	1	11	1	11
57	19	270	20	252	19	262
58	18	271	18	260	18	259
59	9	273	9	263	9	261
CO. TOTAL	1,285	9,143	1,280	8,878	1,274	8,905

BONNEVILLE COUNTY RESULTS
 PRIMARY ELECTION
 MAY 19, 2026

	ATTORNEY GENERAL		SUPERINTENDENT OF PUBLIC INSTRUCTION	
	DEM	REP	DEM	REP
Precinct	Lori Hickman	Raul R. Labrador	Becky Sundin Mitchell	Debbie Critchfield
01	45	205	43	200
02	27	131	28	113
03	23	73	23	77
04	28	185	27	191
05	30	111	29	115
06	29	152	24	155
07	38	100	38	93
08	23	157	22	155
09	38	105	38	100
10	30	178	30	167
11	46	88	44	93
12	28	142	27	141
13	32	114	31	121
14	33	92	32	90
15	41	170	36	188
16	42	149	41	148
17	37	181	37	184
18	53	146	50	147
19	25	165	23	166
20	24	118	24	120
21	33	271	32	252
22	21	134	22	132
23	31	207	30	197
24	8	248	7	215
25	36	252	34	257
26	27	213	25	217
27	36	222	35	215
28	25	210	25	187
37	14	181	12	170
38	26	201	24	185
39	21	256	21	265
40	25	97	23	95
41	33	310	34	293
42	27	182	27	191
43	15	160	14	163
44	16	184	15	173
45	13	155	12	153
46	29	266	27	259
47	15	152	15	134
48	34	231	33	225
49	20	108	19	105
50	34	240	31	233
51	9	199	9	183
52	18	259	18	259
53	34	259	32	252
54	4	95	3	94
55	14	110	13	104
56	1	11	1	11
57	20	270	20	257
58	18	278	18	253
59	10	275	10	257
CO. TOTAL	1,339	8,998	1,288	8,750

**BONNEVILLE COUNTY RESULTS
PRIMARY ELECTION
MAY 19, 2026**

	LEGISLATIVE DISTRICT 32						
	STATE SENATOR		STATE REP SEAT A		STATE REP SEAT B		
	DEM	REP	REP	REP	DEM	REP	REP
Precinct	Konnor Whitfield	Kevin J Cook	Kelly Golden	Stephanie Mickelsen	Kamber Weninger	Erin Bingham	Brian McKellar
21	32	286	181	289	33	286	172
22	21	138	82	116	21	118	79
23	29	211	139	197	30	199	129
24	8	263	187	205	8	219	171
25	31	297	137	292	34	273	156
26	26	244	116	261	22	246	119
27	36	232	168	186	35	168	180
28	24	202	148	158	24	140	159
37	12	177	133	167	13	166	123
38	23	194	172	140	25	130	171
40	22	102	59	70	22	79	49
45	13	155	102	121	12	127	89
46	23	274	171	218	25	221	168
47	13	136	92	118	12	103	99
48	32	237	176	177	32	184	160
49	20	118	71	89	19	76	87
50	33	249	155	221	31	221	150
51	8	199	161	130	7	148	132
52	15	270	153	253	17	242	155
57	19	333	168	297	20	327	135
CO. TOTAL	440	4,317	2,771	3,705	442	3,673	2,683

**BONNEVILLE COUNTY RESULTS
PRIMARY ELECTION
MAY 19, 2026**

Precinct	LEGISLATIVE DISTRICT 33							
	STATE SENATOR		STATE REP A			STATE REP B		
	DEM	REP	DEM	REP	REP	DEM	REP	REP
	Jan Brown	Dave Lent	Chance Marshall	Connor Cook	Barbara Ehardt	Todd DeVries	Jilene Burger	Marco Erickson
01	43	205	43	139	170	40	132	160
02	25	119	27	87	121	26	128	76
03	23	77	23	56	52	24	51	57
04	25	194	26	144	162	26	122	173
05	29	115	30	76	102	29	75	94
06	28	164	28	132	136	26	104	155
07	39	86	38	63	102	40	68	89
08	21	177	21	163	115	20	110	156
09	36	96	37	78	92	36	91	72
10	31	168	31	103	156	32	119	137
11	46	104	43	138	82	45	91	116
12	29	146	28	98	139	29	109	115
13	31	118	33	81	112	31	94	97
14	32	98	29	116	87	29	83	114
15	39	201	34	169	163	35	136	179
16	45	163	45	164	146	43	123	169
17	38	181	37	131	144	38	132	132
18	53	154	51	127	114	51	116	123
19	25	169	25	139	150	24	114	157
20	24	119	24	94	104	25	95	94
CO. TOTAL	662	2,854	653	2,298	2,449	649	2,093	2,465

**BONNEVILLE COUNTY RESULTS
PRIMARY ELECTION
MAY 19, 2026**

	LEGISLATIVE DISTRICT 35						
	STATE SENATOR		STATE REP SEAT A			STATE REP SEAT B	
	DEM	REP	DEM	REP	REP	DEM	REP
Precinct	Marty Rotz Kilhefner	Mark Harris	Walter Boyd	Chad Christensen	Mike Veile	Mary Kaufman	Joshua D. Wheeler
39	19	260	19	187	204	20	266
41	33	287	35	253	206	34	289
42	28	178	28	122	139	28	173
43	14	163	13	113	113	13	167
44	16	166	16	157	100	16	171
53	30	254	31	164	241	30	285
54	3	97	3	75	48	3	100
55	12	107	11	69	62	12	104
56	1	11	1	5	9	1	11
58	19	247	18	239	206	18	255
59	10	252	10	187	275	10	278
CO. TOTAL	185	2,022	185	1,571	1,603	185	2,099

**BONNEVILLE COUNTY RESULTS
PRIMARY ELECTION
MAY 19, 2026**

	COUNTY COMMISSIONER		CLERK OF THE DISTRICT COURT	COUNTY TREASURER	COUNTY ASSESSOR	COUNTY CORONER	
	DISTRICT 1	DISTRICT 2				REP	REP
Precinct	REP	REP	REP	REP	REP	REP	REP
	Karl T. Casperson	Jon Walker	Christopher Poulter	Craig H Tibbitts	Dustin A. Barron	Shante Sanchez	Tim Schuijt
01	199	198	199	200	198	138	136
02	116	109	105	109	106	91	89
03	70	68	68	68	68	45	53
04	194	180	178	182	178	149	107
05	112	108	107	108	107	97	65
06	143	143	140	139	139	111	95
07	85	85	86	89	83	84	51
08	149	149	140	144	139	142	74
09	102	100	99	99	100	70	73
10	164	157	156	162	159	100	117
11	93	95	81	84	81	90	69
12	138	133	132	137	134	97	104
13	110	108	105	106	104	75	84
14	93	88	82	83	80	91	67
15	186	172	169	167	161	150	107
16	151	145	141	144	140	117	105
17	178	171	172	175	174	122	114
18	145	148	145	149	142	110	80
19	165	164	159	162	159	95	115
20	119	121	114	117	117	72	87
21	251	245	237	246	239	192	192
22	130	127	129	133	133	86	85
23	189	182	180	182	178	136	123
24	225	211	204	209	201	125	192
25	252	244	241	249	239	174	165
26	219	203	199	207	194	153	121
27	204	195	204	199	201	101	162
28	193	191	187	195	188	137	118
37	159	162	152	151	154	141	91
38	189	189	179	181	177	116	129
39	254	251	244	251	244	192	150
40	94	93	92	94	94	63	51
41	281	278	276	284	277	203	181
42	172	170	167	171	167	90	139
43	161	162	160	160	157	118	86
44	168	169	162	161	162	100	107
45	144	143	141	142	139	105	74
46	256	257	244	248	244	162	153
47	129	128	124	124	125	79	96
48	222	224	214	220	219	155	130
49	101	104	103	104	102	71	65
50	229	235	216	229	219	145	169
51	175	173	170	173	170	112	121
52	242	243	235	260	233	157	140
53	257	251	241	245	248	201	129
54	95	91	97	96	97	48	62
55	108	104	106	106	106	55	62
56	11	11	11	11	11	7	6
57	260	244	240	250	238	156	157
58	241	236	235	242	231	164	177
59	243	249	239	256	239	216	144
CO. TOTAL	8,566	8,407	8,207	8,403	8,195	6,006	5,569

**BONNEVILLE COUNTY RESULTS
PRIMARY ELECTION
MAY 19, 2026**

PRECINCT COMMITTEEMAN			
PRECINCT	PARTY	CANDIDATE NAME	VOTES RECEIVED
01	Democratic	Debbie Orme	44
	Republican	Julie Fowers	208
02	Republican	Joshua Bean	119
	Republican	Jordan T. Nahay	49
03	Democratic	Annette Marie Harker	24
	Republican	Beverly J Hunter	53
	Republican	Kade Marquez	44
04	Democratic	Miranda Marquit	29
	Republican	Skyler Johns	159
	Republican	Lisa Kincaid	89
05	Republican	Brian Saunders	106
06	Republican	Syd Withers	165
07	Democratic	Todd DeVries	38
	Republican	Laura Gray	46
	Republican	Lynette H. Wilson	83
08	Republican	Sean Bake	75
	Republican	Dave Lent	173
09	Republican	Gary L. Ferrin	78
	Republican	Teena R McBride	62
10	Democratic	David Roth	33
	Republican	Charles J Finance	167
11	Democratic	Karen Lansing	44
	Republican	Paul Ahlstrom	111
	Republican	Jared Dominick	63
12	Democratic	Dan Barker	28
	Republican	Zebulon Graham	60
	Republican	Paul Mason	139
13	Democratic	John Conquergood	30
	Republican	LauraLee C Kelley	62
	Republican	Gary Watson	102

**BONNEVILLE COUNTY RESULTS
PRIMARY ELECTION
MAY 19, 2026**

PRECINCT COMMITTEEMAN			
PRECINCT	PARTY	CANDIDATE NAME	VOTES RECEIVED
14	Democratic	Cindy Logan	31
	Republican	Rob Ryan	83
15	Democratic	Cathy Chisholm	34
	Republican	Joe Ahlstrom	190
16	Democratic	Elizabeth Bowhan	42
	Republican	Karri J. Sloan	140
	Republican	Tim Urling	153
17	Democratic	Larissa Sowers	36
	Republican	Larry Reeder	93
	Republican	Kyle Wilson	121
18	Democratic	Dennis M. Sutton	51
	Republican	Clif Davis	117
	Republican	Tiffany Longacre	95
19	Republican	Sean Brown	83
	Republican	Steven L. Taggart	142
20	Republican	Allan B Klingler	84
	Republican	Alisa A. Prudent	88
21	Democratic	Greg Alvord	32
	Republican	Kathryn Hitch	250
	Republican	Beverly Kingsford	126
22	Republican	Drelyn Tate Roker	120
23	Republican	John Jensen	39
	Republican	Keith MacDonald	19
	Republican	Dean M Mortimer	175
	Republican	Jacob Petersen	45
24	Republican	William Athay	190
	Republican	James Porter	196
25	Republican	Brandon Lee	272
26	Democratic	Katrin Lepler	23
	Republican	Michael Colson	205
	Republican	Carl Robison	94

**BONNEVILLE COUNTY RESULTS
PRIMARY ELECTION
MAY 19, 2026**

PRECINCT COMMITTEEMAN			
PRECINCT	PARTY	CANDIDATE NAME	VOTES RECEIVED
27	Republican	Robert M. Albee	111
	Republican	Russel Jenks	161
28	Republican	David G Hay	125
	Republican	Heather M Rich	155
37	Republican	Marilyn Mills	100
	Republican	Bryon L Reed	179
38	Democratic	Sandra Storhok	25
	Republican	Lisa Passey Keller	186
	Republican	Cindy J. Walker	111
39	Libertarian	Lonnie (Lucas) Jacobson	1
40	Republican	Chris Harrison (write-in)	16
41	Republican	DeVere T Hunt	199
	Republican	Brent Satterthwaite	213
42	Republican	Jason Lords	186
43	Republican	Steven Shearer	160
44	Republican	Don Schanz	192
	Republican	Tim Sopalski	45
45	Democratic	Anastassia M. Rogers	13
	Republican	Tyson Storer	152
46	Republican	John Grissom	200
	Republican	R. Ralph Van Lieu	83
47	Republican	Robert Esplin	139
48	Republican	Sean Coletti	246
49	Republican	Steve Fuhriman	96
	Republican	Kjell Jenkins	48
50	Republican	John Michael Malek	211
51	Republican	Benjamin Baker	160
	Republican	Jennifer Hawkes	127

BONNEVILLE COUNTY RESULTS
 PRIMARY ELECTION
 MAY 19, 2026

PRECINCT COMMITTEEMAN			
PRECINCT	PARTY	CANDIDATE NAME	VOTES RECEIVED
52	Republican	Royce Lee	243
53	Republican	Jeff Palmer	195
	Republican	James Peterson	130
54	Republican	Dustin M. Park	98
55	Democratic	Michael Allen	16
	Republican	Jon Walker	100
57	Republican	Jeffrey (Jeff) Alldridge	162
	Republican	Erin Bingham	295
58	Democratic	Karen Boyd	17
	Republican	Chad Christensen	211
	Republican	Bruce Loertscher	215
59	Republican	Leighton G. Linning	265

**BONNEVILLE COUNTY RESULTS
PRIMARY ELECTION
MAY 19, 2026**

	JUSTICE OF THE SUPREME COURT		JUDGE OF THE COURT OF APPEALS	DISTRICT JUDGE			
	SEAT C	SEAT E	SEAT D	SEAT BINGHAM A	SEAT MADISON A		SEAT BONNEVILLE A
Precinct	Gregory W. Moeller	Cynthia K.C. Meyer	Michael Patrick Tribe	Darren B Simpson	Steven W. Boyce	Randy Neal	Michael J. Whyte
01	249	253	250	244	217	116	250
02	145	145	146	135	133	88	149
03	93	91	92	87	84	41	95
04	207	206	203	203	202	105	213
05	143	138	140	133	123	71	144
06	180	175	169	170	192	84	184
07	122	122	119	115	110	73	128
08	175	168	168	165	185	74	178
09	153	151	150	148	122	81	161
10	204	205	196	193	198	83	202
11	141	137	131	132	154	79	141
12	176	165	162	158	173	85	165
13	145	140	138	136	138	69	141
14	121	119	118	113	148	64	129
15	219	209	200	199	261	74	218
16	196	193	192	193	241	94	195
17	216	210	210	208	179	102	213
18	206	199	195	189	184	83	198
19	191	188	180	179	187	87	184
20	148	146	142	142	136	68	147
21	293	279	273	276	330	129	287
22	168	163	157	161	163	72	161
23	218	220	215	216	210	105	221
24	230	217	214	220	246	135	266
25	297	288	291	289	313	115	305
26	225	214	215	221	283	80	230
27	249	236	237	236	242	113	242
28	224	218	214	209	238	92	221
37	166	165	165	164	201	58	175
38	210	200	198	200	201	109	210
39	287	276	271	267	259	135	276
40	125	124	122	123	83	72	120
41	344	334	334	328	316	156	337
42	226	224	221	215	175	117	220
43	182	176	177	175	156	77	177
44	189	179	181	178	164	90	194
45	173	170	166	175	165	74	169
46	297	294	288	278	258	135	281
47	142	146	142	143	144	73	147
48	267	261	256	252	236	129	256
49	121	119	117	118	110	57	118
50	275	264	267	273	251	143	275
51	196	194	193	195	168	109	201
52	276	270	269	276	281	110	278
53	288	283	277	277	288	111	281
54	104	93	94	90	95	30	98
55	122	124	122	121	83	53	124
56	11	11	11	11	7	5	11
57	275	259	259	257	284	110	269
58	277	264	258	263	256	129	266
59	265	255	249	255	292	133	250
CO. TOTAL	10,152	9,880	9,754	9,704	9,865	4,677	10,101

**BONNEVILLE COUNTY RESULTS
PRIMARY ELECTION
MAY 19, 2026**

Precinct	SCHOOL DISTRICT NO. 93 SUPPLEMENTAL LEVY		VOTING STATISTICS				
	In Favor Of	Against	Total Number of Eligible Registered Voters at Cutoff	Number of Election Day Registrations	Total Number of Eligible Registered Voters	Number of Ballots Cast	% of Eligible Registered Voters That Voted
09	10	2	42	0	42	12	28.57%
10	187	143	1,157	9	1,166	338	28.99%
20	146	96	1,145	1	1,146	251	21.90%
21	17	18	149	0	149	37	24.83%
22	224	73	952	13	965	301	31.19%
27	261	173	1,664	11	1,675	459	27.40%
28	217	184	1,171	9	1,180	405	34.32%
37	0	1	6	0	6	2	33.33%
39	263	177	1,445	19	1,464	452	30.87%
40	108	73	1,054	3	1,057	186	17.60%
41	352	251	1,897	28	1,925	611	31.74%
42	257	111	1,378	10	1,388	372	26.80%
43	149	122	1,043	3	1,046	276	26.39%
44	120	172	1,289	14	1,303	306	23.48%
45	210	101	1,336	8	1,344	317	23.59%
46	308	184	1,831	16	1,847	506	27.40%
47	148	108	1,097	11	1,108	260	23.47%
48	227	207	1,433	20	1,453	448	30.83%
49	101	105	1,020	6	1,026	209	20.37%
50	266	215	1,672	14	1,686	491	29.12%
51	191	150	965	9	974	352	36.14%
52	325	177	1,651	21	1,672	515	30.80%
53	338	202	1,668	15	1,683	546	32.44%
54	6	5	49	0	49	11	22.45%
55	0	0	0	0	0	0	0.00%
58	252	249	1,620	9	1,629	518	31.80%
59	317	209	1,716	15	1,731	537	31.02%
CO. TOTAL	5,000	3,508	30,450	264	30,714	8,718	28.38%

Total # absentee ballots cast

619

BONNEVILLE COUNTY RESULTS
 PRIMARY ELECTION
 MAY 19, 2026

SCHOOL DISTRICT NO. 150 SUPPLEMENTAL LEVY		VOTING STATISTICS					
QUESTION: Shall the Board of Trustees of the Soda Springs Jt. School District #150 Caribou, Bear Lake, Bonneville Counties, Idaho, be authorized to levy a supplemental levy, as permitted by law in Section 33-802(3), Idaho Code, in the amount of Nine Hundred Ninety-Three Thousand Dollars (\$993,000), for one (1) year commencing with the fiscal year beginning July 1, 2026 and ending June 30, 2027 as provided in the resolution of the Board of Trustees of Soda Springs School District #150 adopted on March 2, 2026?							
Precinct	In Favor Of	Against	Total Number of Registered Voters at Cutoff	Number of Election Day Registrants	Total Number of Registered Voters	Number of Ballots Cast	% of Registered Voters That Voted
56	4	4	13	0	13	8	61.54%
CO. TOTAL	4	4	13	0	13	8	61.54%


**BONNEVILLE COUNTY RESULTS
PRIMARY ELECTION
MAY 19, 2026**

SCHOOL DISTRICT NO. 252 SUPPLEMENTAL LEVY		VOTING STATISTICS					
<p>QUESTION: Shall the Board of Trustees of Joint School District No. 252, Bonneville and Jefferson Counties, State of Idaho, be authorized and empowered to levy a supplemental levy in the amount of Five Hundred and Seven Thousand and No/100 Dollars (\$507,000) per year for two (2) years commencing with the fiscal year beginning July 1, 2028 and ending June 30, 2030, for the purpose of funding any lawful expenses of maintaining and operating the District?</p>							
Precinct	In Favor Of	Against	Total Number of Registered Voters at Cutoff	Number of Election Day Registrants	Total Number of Registered Voters	Number of Ballots Cast	% of Registered Voters That Voted
54	85	51	480	3	483	139	28.78%
55	0	0	0	0	0	0	0.00%
CO. TOTAL	85	51	480	3	483	139	28.78%


Total # absentee ballots cast 3


STATE OF IDAHO

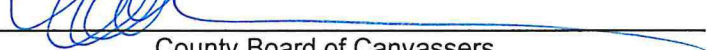
COUNTY OF
BONNEVILLE



We, the commissioners of the county and state aforesaid, acting as a Board of Canvassers of Election, do hereby state that the attached is a true and complete abstract of all votes cast within this county at the **Primary Election** held **May 19, 2026**, as shown by the records now on file in the County Clerk's office.







County Board of Canvassers

Attest: 

Clerk

STATE OF IDAHO

COUNTY OF
BONNEVILLE



I, Christopher Poulter, County Clerk of said county and state, do hereby certify that the attached is a full, true and complete copy of the abstract of votes for the candidate/issue therein named as appeared on the election ballot held **May 19, 2026**, as shown by the record of the Board of Canvassers filed in my office this 22nd day of May, 2026.



County Clerk