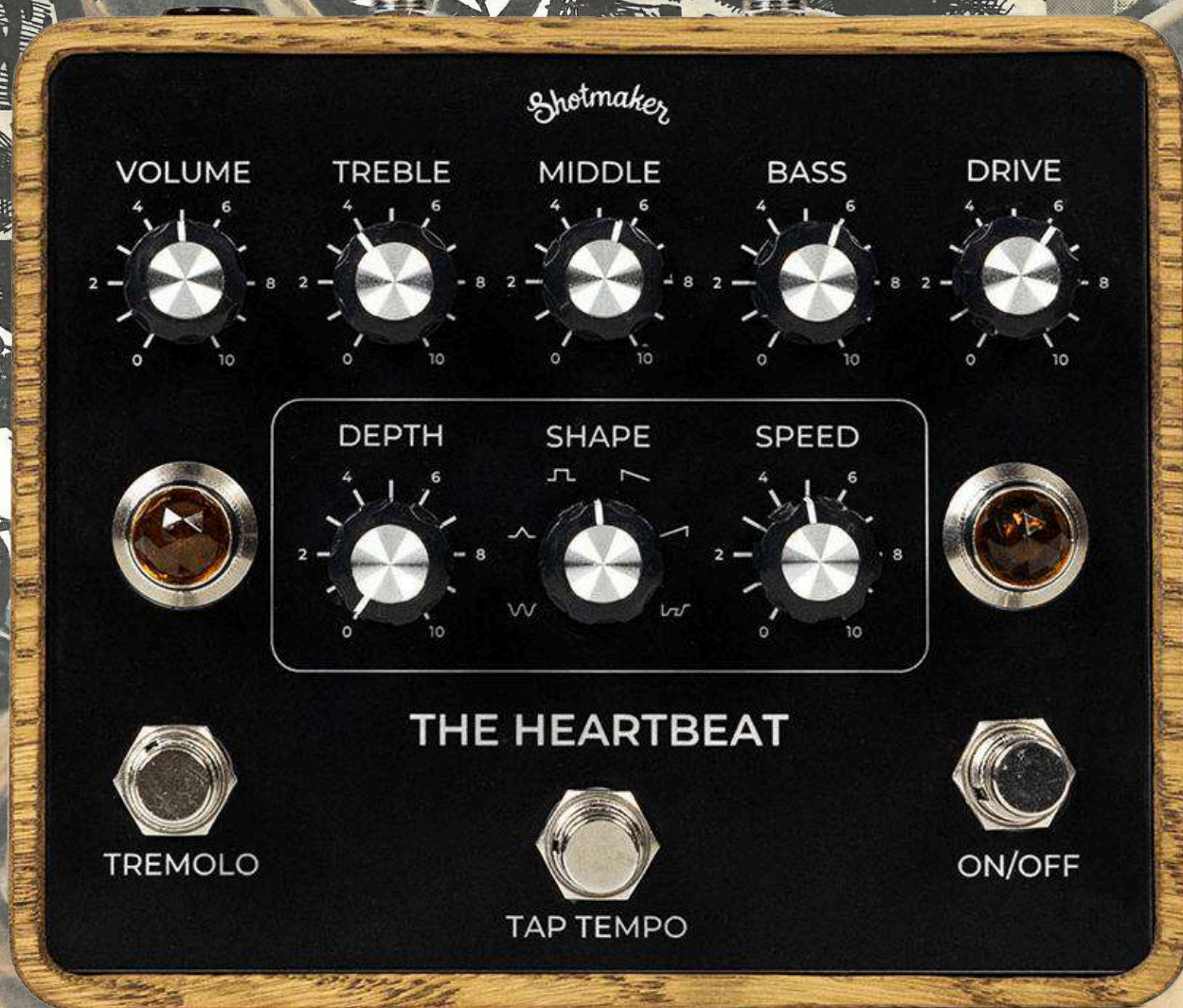


Shotmaker

The Heartbeat User's manual



Overview

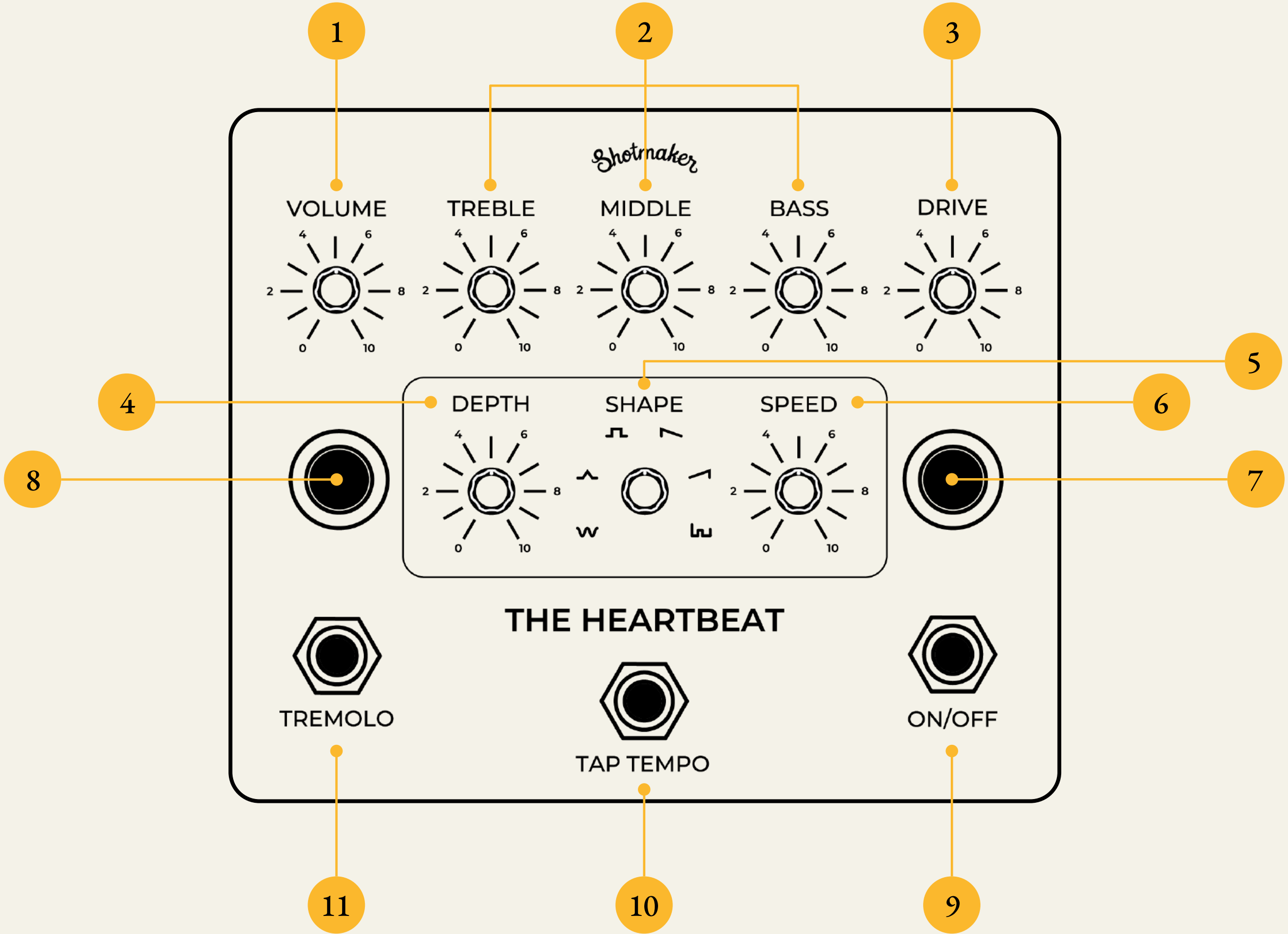
Hey! We are a boutique company from Zielona Góra, Poland, born out of a love for music. We create tube amplifiers, guitar effects, and speakers in-house, combining precision craftsmanship with an old-school, vintage style. Every product is made with passion and attention to detail, delivering equipment that captures the spirit of classic sound.

Thank you so much for your interest in our Heartbeat pedal! We're thrilled that you're considering making music with our gear.

Rock on,
The Shotmaker Team



The Heartbeat



The Heartbeat


1. Volume: Effect output volume.
2. Preamp tonestack.
3. Drive: Preamp gain adjustment, affects the clipping and tremolo character.
4. Depth: Tremolo effect strength. Tremolo is fully off on the lowest setting.
5. Shape: Tremolo LFO waveform shape select. Sine, triangle, square, ramp down, ramp up, random square.
6. Speed: Tremolo speed, 0.5Hz to 20Hz.
7. ON/OFF Light: Lights up when effect is on.
8. Tremolo Light: Shows what the tremolo is doing.
9. ON/OFF Footswitch: True bypass.

10. Tap Tempo Footswitch: Tap in the tempo of the tremolo. This will override the Speed knob setting. The tapped in tempo can be multiplied by: X1 X2 X3 X4. Do it by adjusting the Speed knob while holding the Tap Tempo. Adjusting the Speed knob by itself will disable Tap Tempo.
11. Tremolo Footswitch: Toggles the tremolo effect.

Power requirements: Isolated, regulated 9-18VDC center-negative. 80mA

Usage and care:

Avoid exposure to moisture, extreme temperatures, or physical abuse. For optimal performance, use high-quality cables and power sources.



We're here
to help you.
Got questions?
Shoot us an e-mail!

Contact us:
hello@shotmaker.co