

## **ULTIMATE IN HAND-HELD STEP TDR TECHNOLOGY**

The NEW enhanced version of the 20/20 Step TDR is ideal for troubleshooting **all types of coax, OSP cables, twisted pairs Cat2 to Cat6A** and **single wires in bundle/harness**. It is based on the current 20/20 TDR employing "Step" technology's amazingly accurate fault locating and display capabilities. The E20/20 TDR stores, recalls and uploads traces to a PC by name, date and time. It has a user friendly interface to reduce technician learning curve and training time. Including features like **Setup Wizard, Named Menu keys**, and **Context Sensitive Help**. The E20/20 TDR also has new **MicroFault** locating for small coax kinks and crushes that might be service affecting, but hard to see on a normal TDR trace. It has larger clearer display fonts and LED indicators for active Function Keys. The E20/20 TDR is ideal for testing and troubleshooting Coax, Twinax, Triax, Telco OSP, or LAN twisted pairs Cat 2 to Cat 6A. The E20/20 TDR comes in a variety of connector configurations. Its internal Cable List holds 64 cable types, can be user edited, and modified lists can be uploaded or downloaded to a PC using ETDR PC Vision™ software.

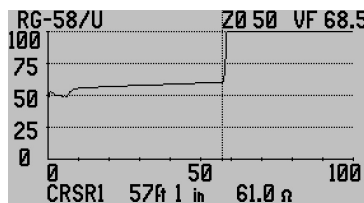


### **Features**

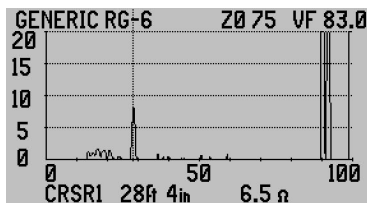
- Ranges: from 0-10ft (0-2m) to 20,000 ft (5Km)
- No dead zone on any range setting
- Range Zoom on Cursor
- Impedance zoom using Z Scale
- Cursor reading to  $\pm \frac{1}{2}$  inch (10mm) using Zoom
- Cable List with 64 cable types
- Context Sensitive Help
- Cell phone style alpha-numeric entry pad
- Keypad LED indicators for active function
- Setup Wizard – step by step start up
- Cable toning – coax or twisted pair
- Stores 32 traces with name, date & time
- Rechargeable NiMH AA cells included
- ETDR PC Vision software included
- N, BNC & RJ45, and F & RJ45 connector models

### **Benefits**

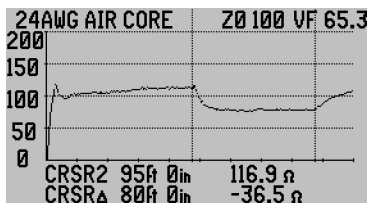
- Coax and twisted pairs testing using same TDR
- Accurate and clearer trace indication of faults
- More advanced features to aid troubleshooting
- Save, upload, print or email traces
- Find faults other TDR's miss
- Clear trouble more quickly with less testing
- Upload, download, and customize cable lists
- Saved traces are also saved setups for recall
- Noise detections and noise filter
- Locate coax runs or pairs quickly using Tone Function
- Setup Wizard makes training interactive
- "Belt Friendly" size and only 2 lbs (900g)



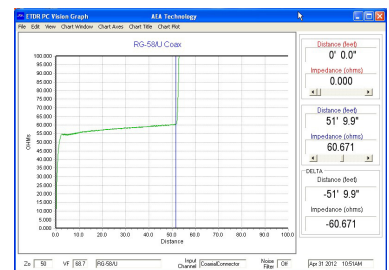
Coax-high impedance (Z)  
& open far end



Coax crimp using  
MicroFault locating



Wet twisted pair cable



ETDR PC Vision  
Graphical Display



Made in the USA

See reverse for ordering information, specifications and accessories

## Ordering Information

Model	Part Number	Equipped & Included Accessories
E20/20N TDR	6021-5000	Connector: N type. Cable List: Broadcast. N-to-BNC Adapter & BNC to Alligator clips test leads
E20/20F Network TDR	6021-5041	Connectors: F & RJ45. Cable List: CATV, F-to-Alligator clips test leads and RJ45-to-RJ45 Cat 5E 6ft (2m) Test Lead
E20/20F Network TDR	6021-5042	Connectors: F & RJ45. Cable List: Telco, F-to-Alligator clips test leads and RJ45-to-RJ45 Cat 5E 6ft (2m) Test Lead
E20/20B Network	6021-5053	Connectors: BNC & RJ45. Cable List: VDV/RF, BNC-to-Alligator clips test leads and RJ45-to-RJ45 Cat 5E 6ft (2m) Test Lead

**Accessories included with all models:** Belt case, AC adapter, 8AA NiMH cells (installed), USB Cable, Printed Basic Guide, Laminated Quick Start Guide, and CD with ETDR PC Vision software, Operator Manual, Training presentation, Application Notes, and more.

## Optional Accessories

Accessory	Part Number	Description
RJ-45 Test lead- Telco	0070-1219	RJ-45 to Telco alligator clips, 4' (1.1m) two-pair test leads.
Padded soft case	6015-1003	Large padded soft case fits instrument and multiple accessories.
F Test Lead	0070-1230	Mini-coax lead rated to 3.5GHz, 3' (1m) with male F connectors on each end & one F style quick disconnect.
BNC Test Lead	0070-1500	6 ft (2m) 50Ω coax lead with 1 male & 1 female BNC connectors
N-to-BNC Adapter	0070-1190	N male to BNC female adapter
N-to-SMA Adapter	0070-1158	N male to SMA female adapter



## Key Specifications (visit [aeatechnology.com](http://aeatechnology.com) for more)

Maximum Ranges:	20Kft (5Km) @ .99c or 14Kft (4.3Km) @ .66c
Minimum Range:	0-10ft (0-2m)
Range Scales:	11 selectable ranges
Range Accuracy:	<0.2% ±1inch (2cm) + VF uncertainty
Resolution	0.5 inch on 10ft range scale or 10ft Zoom
Z Accuracy:	<2% (Cable Z=45 to 125 Ohms)
Z Scales:	20, 50, 100, 200, 500, and 1,000 Ohms Zero
Dead Zone:	on any range setting
Cursors:	2 independent and differential reading
Memory:	32 traces with 1920 data points (feet) and 2000 data points (meters), name, date, and time. Recall by name from list.
Advance Features:	Test Lead Null MicroFault Locating Setup Wizard - step-by-step start up instructions Context Sensitive Help

Cable List:	64 Cable types with Z and VF. PC upload or download custom cable lists.
Tones:	900/1100 warble, 977.5, 850, 577Hz
Display:	Quarter VGA transfective and backlit
Communications:	USB-2/Serial
Internal Power:	8 AA NiMH cells (installed) ~5.5 hours continuous operation on single charge
Alternate cells:	8 AA alkaline cells, ~ 7 hours continuous operation
External Power:	90-240VAC 50/60Hz adapter to 12VDC
Size:	8.5" x 4.3" x 2.25" (216 x 109 x 57mm)
Weight:	2.1 lbs (923grams) with belt case and batteries
Environmental:	Splash and dust resistant
Ruggedness:	MILSTD 810G Transient Drop tested, 48" (1.2m) to concrete, 27 drops
CERTIFICATIONS :	CE EMC: EN/IEC 61326-1:2013/2020 Safety: EN/IEC 61010-1:2010 +A1:2016 + C1:2019

All specifications subject to change without notice



Testing Made Simple!



Made in USA with US and global parts



ISO 9001 Registered Company



5933 Sea Lion Place, Suite 112 Carlsbad, CA 92010 TEL 800-258-7805 or +1-760-931-8979

[www.aeatechnology.com](http://www.aeatechnology.com)