


**Lyndhurst**  
**Primary School & Nursery**



**Lyndhurst  
Primary  
School**

**Year 4 at Lyndhurst**

---

# Welcome!



**Toni Wilson**  
Rio Grande  
Class Teacher



**Ellen Flynn**  
Hudson  
Class Teacher



**Rita**  
SEND Teaching Assistant



**Fadoua**  
SEND Teaching Assistant

# Our Difference

**We offer a unique, well-rounded approach to education that combines academic excellence, creative enrichment, pastoral care, and meaningful partnerships to help every child thrive beyond the classroom.**

# Our offer for all children



- **Weekly curriculum and singing/music lessons from a specialist**
- **Annually: a term of specialist dance tuition, integrating movement with abstract concepts**
- **Half a year of weekly swimming lessons for children in Y3 and above**
- **Specialist sports sessions**




# Curriculum Map

## Autumn One

English – Iron Man by Ted Hughes

Maths – Place Value

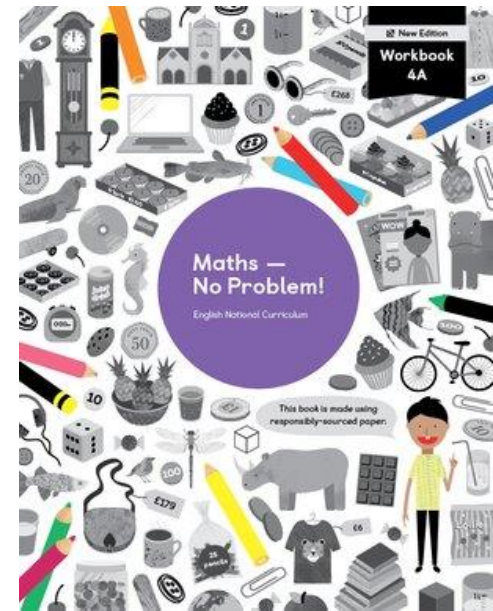
Science – Teeth, digestion and food chains



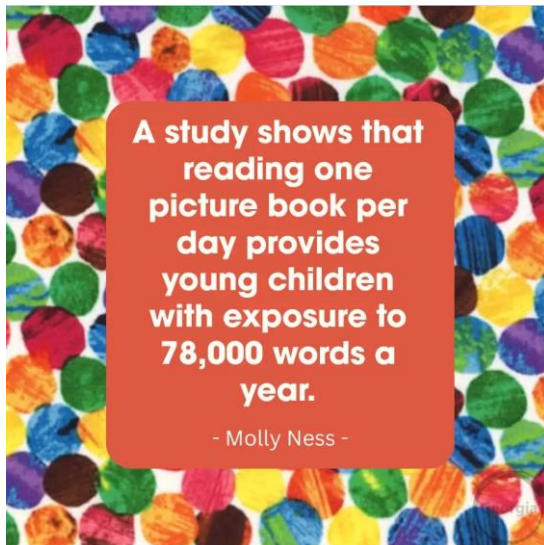
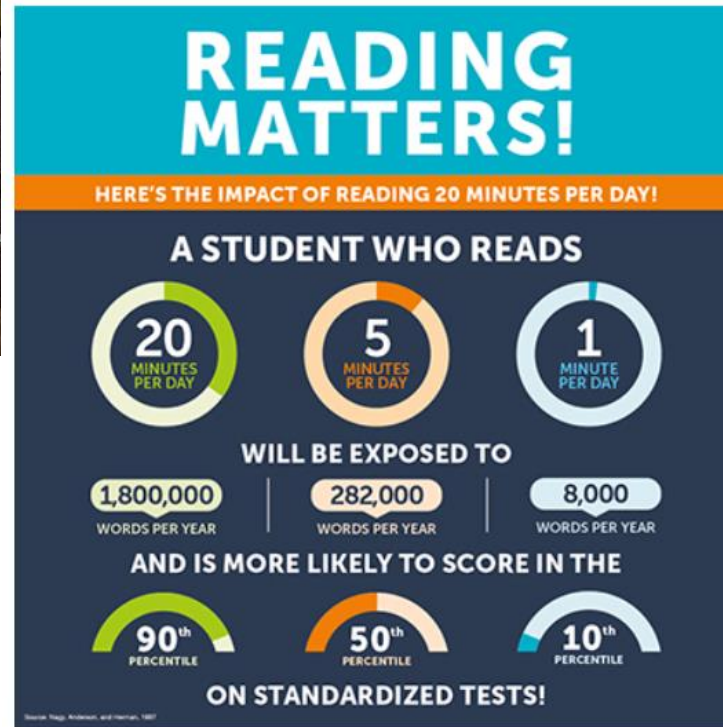
## Year Group Hubs

### EXPLORE

Explore what your child will be learning this term. You can find out about the entire curriculum for each subject by looking on the Our Curriculum page.



# Reading





# Homework



**Set on a Mondays**





# Trips

## Autumn Term

Roman workshop  
South London Gudawara

## Spring Term –

Greenwich Thames River Trip  
London Landscapes at Southbank

## Summer Term –

Geography field work trip  
Natural History Museum

**Voluntary  
Contributions**

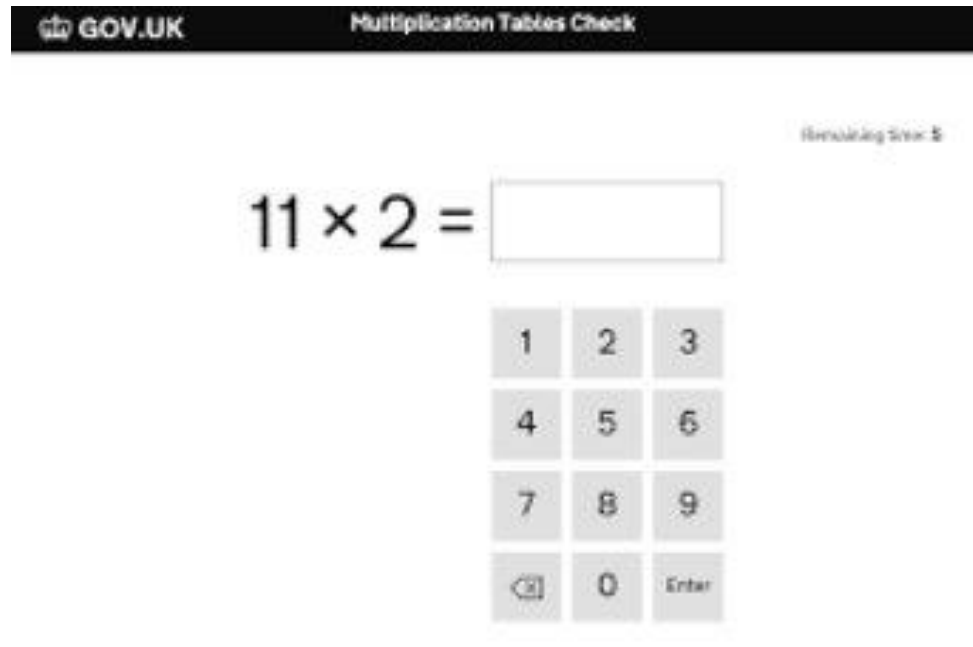


# Statutory Assessments



- Multiplication Tables Check– Beginning of June

A meeting and more information to follow

A screenshot of the GOV.UK Multiplication Tables Check interface. At the top, there is a black header bar with the GOV.UK logo on the left and the text 'Multiplication Tables Check' in the center. Below the header, the text '11 x 2 =' is displayed next to an empty input box. To the right of the input box, the text '(Remaining time: 5)' is visible. Below the input box, there is a numeric keypad with buttons for digits 1 through 9, 0, and an 'Enter' button. The keypad is arranged in a 4x3 grid.

# How to support your child

- Read each day with your child.
- Talk to your child
- Create engaging opportunities to write (postcards, thank you letters or diaries).
- Explore real life Maths through shopping and cooking.





# How to support your child

## Number Fact Focus

- Your children will be learning these number facts this year – it is broken into half terms
- Children need to **learn the set of facts by rote** for each half term
- They need to be able to **rapidly recall** the facts
- Please take the yearly overview sheet home with you and help your children learn them at home
- Please stick to the learning the facts for the given half term that you are in
- Please try to make it **fun and creative** – try not to just constantly test them!
- Once they have learnt all the facts for the year recap and revise them

**YEAR 4 Autumn Term 1**  
Times tables: 3s revision

**x 3**

1 x 3 = 3  
2 x 3 = 6  
3 x 3 = 9  
4 x 3 = 12  
5 x 3 = 15  
**6 x 3 = 18**  
**7 x 3 = 21**  
8 x 3 = 24  
**9 x 3 = 27**  
10 x 3 = 30  
**11 x 3 = 33**  
**12 x 3 = 36**



START  
HERE



**YEAR 4 Autumn Term 1**  
Times tables: 6s

**x 6**

1 x 6 = 6  
2 x 6 = 12  
3 x 6 = 18  
4 x 6 = 24  
5 x 6 = 30  
**6 x 6 = 36**  
**7 x 6 = 42**  
8 x 6 = 48  
**9 x 6 = 54**  
10 x 6 = 60  
**11 x 6 = 66**  
**12 x 6 = 72**



**YEAR 4 Autumn Term 2**  
Times tables: 9s

**x 9**

1 x 9 = 9  
2 x 9 = 18  
3 x 9 = 27  
4 x 9 = 36  
5 x 9 = 45  
6 x 9 = 54  
**7 x 9 = 63**  
8 x 9 = 72  
**9 x 9 = 81**  
10 x 9 = 90  
**11 x 9 = 99**  
**12 x 9 = 108**



**YEAR 4 Spring Term 1**  
Times tables: 11s

**x 11**

1 x 11 = 11  
2 x 11 = 22  
3 x 11 = 33  
4 x 11 = 44  
5 x 11 = 55  
6 x 11 = 66  
7 x 11 = 77  
8 x 11 = 88  
9 x 11 = 99  
10 x 11 = 110  
**11 x 11 = 121**  
**12 x 11 = 132**



**YEAR 4 Autumn Term 2**  
Times tables: 7s

**x 7**

1 x 7 = 7  
2 x 7 = 14  
3 x 7 = 21  
4 x 7 = 28  
5 x 7 = 35  
6 x 7 = 42  
**7 x 7 = 49**  
8 x 7 = 56  
9 x 7 = 63  
10 x 7 = 70  
**11 x 7 = 77**  
**12 x 7 = 84**



**YEAR 4 Spring Term 1**  
Times tables: 12s

**x 12**

1 x 12 = 12  
2 x 12 = 24  
3 x 12 = 36  
4 x 12 = 48  
5 x 12 = 60  
6 x 12 = 72  
7 x 12 = 84  
8 x 12 = 96  
9 x 12 = 108  
10 x 12 = 120  
11 x 12 = 132  
**12 x 12 = 144**



**Multiplication facts**  
Times tables: 0s

**x 0**

**1 x 0 = 0**  
**2 x 0 = 0**  
**3 x 0 = 0**  
**4 x 0 = 0**  
**5 x 0 = 0**  
**6 x 0 = 0**  
**7 x 0 = 0**  
**8 x 0 = 0**  
**9 x 0 = 0**  
**10 x 0 = 0**  
**11 x 0 = 0**  
**12 x 0 = 0**



END  
OF  
YEAR 4

**NUMBER FACTS  
FOCUS**

**YEAR 4**





# How to support your child

- Remind your child that practice is what helps us learn and develop – **number and letter reversals**
- Use a ruler, cut with scissors, stick with glue and colour with pencils and crayons – develops, control, precision, accuracy and presentation.
- Be positive – don't let your perception of education cloud their view of themselves (avoid phrases like 'I am bad at maths').
- Check the Lyndhurst Scoop for key information.
- Talk to your child about what they have been learning each day.





# How to support your child



# Important Notices

- **PE kits** (green t-shirt and sweatshirt and black shorts or tracksuit bottoms or leggings and appropriate sports shoes) should be worn to school on **Monday and Wednesdays for both Year 4 classes.**
- **Swimming** will start on Spring 2 and continue into the Summer Term – please ensure your child can change themselves independently. We will need adult volunteers so if you are available can you let the office team know so we can have you DBS registered.
- PE kits should be worn on all school trips.
- Water bottles (labelled) in school taken home and washed each day.
- Collecting your child – please be visible and close





# Important Notices

## Appropriate Dress

- Coats – for seasonal changes in British weather
- Clothes – labelled
- No nail varnish
- Stud earrings – **no** hoops
- Sensible and comfortable footwear – crocs can be worn but not to play on the muga
- Hair tied back – head lice

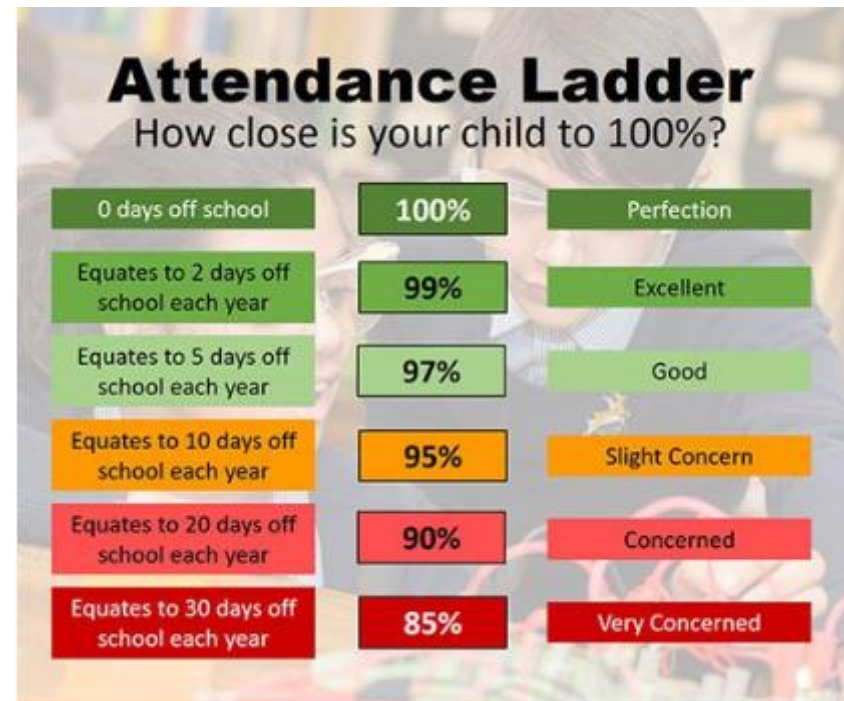




# Attendance

The Positives – research shows:

- Children who have 95% attendance or above do better at school and better in later life
- Children who have 95% attendance or above are more confident, happier and find school more enjoyable
- Children who have 95% attendance or above find transition to secondary school easier



# Attendance

Reminder about timings: **8:55 – line up**, if you arrive 9:00 – 9:14 you get a late mark.

If you arrive 9:15 onwards you get an unauthorised mark as registers have closed

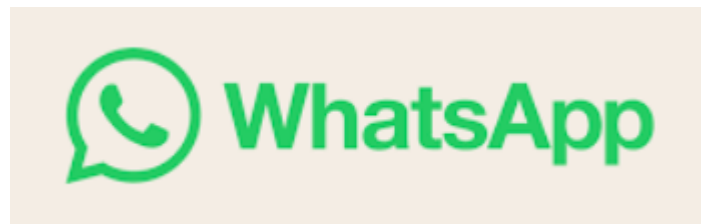
New DfE attendance statutory guidance with **strict national fine thresholds** around **term time absence – 10 unauthorised sessions = 5 days in 10 week period**

If you arrive after 9:15, that counts as unauthorised so that would count as a session.

If you really need to be absent you must fill out a request form and be prepared to provide evidence.

Please avoid making appointments during the school day as children miss key learning.

# Staying Connected

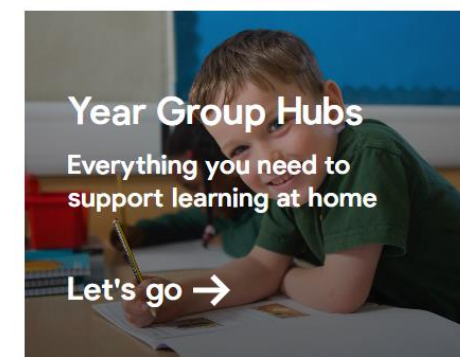


[twilson@lyndhurst.southwark.sch.uk](mailto:twilson@lyndhurst.southwark.sch.uk)

[eflynn@lyndhurst.southwark.sch.uk](mailto:eflynn@lyndhurst.southwark.sch.uk)



[www.lyndhurstprimaryschool.com](http://www.lyndhurstprimaryschool.com)  
Welcome to Lyndhurst Primary School





# General Questions

- How can I know what's going on?
- Please check The Scoop and our website regularly.
- How can I contact the class teacher?
- Please send them a message via email.
- What if I'm worried about my child?
- In the first instance please contact the class teacher. It is possible that they will pass this on to their phase leader or a member of the leadership team who will follow up with you.



# General Questions

- I'm not sure about which calculation methods or English terminology you use.
- How can I get some help?
- Our English subject leader is Ms Harwood & our Maths subject lead is Mr Peddle.
- Do contact them if you would like further information.



Assistant Head for Teaching and Learning  
Maths Lead and Year Five Teacher



Assistant Head for Inclusion  
SENCO and English Lead

# General Questions

- My child has SEND and I don't know what support they will receive?
- Speak initially to your child's class teacher and to Ms Harwood (SENDCo) at one of our regular SEND coffee mornings if you need further information. Please see the Scoop.



## SCHOOL INFORMATION REPORT

Here you can find all of the information you need about Special Educational Needs and Disabilities at Lyndhurst Primary School including identification and assessment, support available and monitoring and reporting of progress.

**Special Educational Need Provision at Lyndhurst Primary School**



School Website



Assistant Head for Inclusion  
SENCO and English Lead

# OUR VALUES

In Spring 2022, we came together as a school community to think about what qualities makes Lyndhurst children so special.

These qualities are shared below and are at the heart of everything we do.

We are...

ADVOCATES

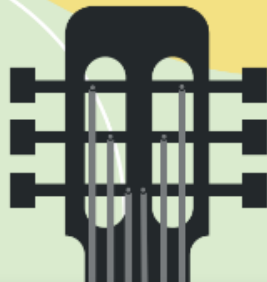
GLOBAL CITIZENS

RESILIENT

COURTEOUS

FREE THINKERS

WE ARE LYNDHURST



Lyndhurst  
Primary  
School

