

 **DRESSTA**

TD-25M

CRAWLER DOZER

TIER III

STAGE V

ENGINE:

Cummins QSX 15

Cummins X15

POWER:

277 kW
(377 hp)

277 kW
(377 hp)

**OPERATING
WEIGHT:**

41 500kg

41 250kg

**BLADE
CAPACITY:**

9.6 - 21m³
(12.5 - 27.5yd³)

9.6 - 21m³
(12.5 - 27.5yd³)



PUSHING THE LIMITS TO PUT YOU FIRST

With the New TD-25M we set ourselves the challenge to deliver the ultimate operator experience. A superior, safe, and comfortable cab designed for easy operation. High visibility, easy access maintenance, but above all, the real power and flexibility you need to push, rip and grade again and again.

In the mine, in the quarry, on the highway or in any heavy-weight application, climb into the cab and you'll know you've made the right choice.



“WE DESIGN OUR MACHINES AROUND YOU TO HELP YOU DO MORE, IN SAFETY AND COMFORT.”

Rohan, Product Engineer



DESIGN



POWER



VISIBILITY



ENDURANCE

EVERYTHING IS DESIGNED AROUND YOU.

1. MAKE YOURSELF AT HOME

New deluxe seat with heated option, advanced climate control, new high-efficiency shock absorbers to reduce noise and vibration. Integrated ROPS & FOPS, intuitive operator's interface with ergonomic joysticks for finger-tip control.

2. ENHANCED VISIBILITY

33% more glass surface area, a tapered engine hood presenting clear sightlines to the blade corners, a rear-view camera, and additional ripper lighting.

3. PERFECT POWER TURNS

Unique 2-speed steering drive maximises productivity by delivering 100% of the engine's power to both tracks, allowing you to push a full load through turns with near perfect load retention.

4. CLASS-LEADING DRAWBAR POWER

790kN of drawbar pull delivered through the perfect combination of a 3-speed power shift transmission and 2-speed steering drive.

5. TOTAL MOTION CONTROL

Travel speed pre-selection and automatic down-shifting mode improves performance and efficiency.

6. THE ULTIMATE BLADE CONTROL


The new electro hydraulically controlled proportional joystick creates a new level of blade control and accuracy.

7. FASTER CYCLE TIMES

Improved blade control, Ripper Auto-Rise function and an efficient load sensing system combine to reduce cycle times.

8. THE RIGHT TRACKS FOR EVERY APPLICATION

Our single grouser track shoes are perfect for standard or heavy-duty applications. In addition, we offer self-cleaning tracks for landfill applications.



HIGHER UPTIME, LOWER COST

Modular component layout with safe, easy access to maintenance points. Lifetime lubricated rollers, heavy duty chains and idlers for extended track life all combine to reduce maintenance costs.

9.



**THAT'S THE PREVIEW –
LET'S POWER ON INTO THE DETAIL.**

AWESOME POWER

Dozing power is one of our core values and the new TD-25M takes power to a new level.

At the heart of this awesome dozer beats a turbocharged Cummins X15, 277 kW (377 hp) in-line engine, compliant to EPA Tier 4 final/EU Stage V emissions regulations (also available as EPA Tier 3/ EU Stage IIIA with Cummins QSX15 engine). The combination of Cummins expertise with the latest heavy-duty diesel design delivers higher peak torque and exceptional fuel efficiency, giving you the confidence to take on the toughest jobs without breaking a sweat.



**790KN OF
DRAWBAR PULL**



**3-SPEED POWER SHIFT
TRANSMISSION AND
2-SPEED STEERING DRIVE**



**STAGE V FUEL-EFFICIENT
CUMMINS ENGINE**



**PERFECT POWER
TO WEIGHT RATIO**



**VARI-SPEED HYDROSTATIC
COOLING FAN**

**“NEVER COMPROMISE - THE TD-25 GIVES
YOU AWESOME POWER AND EFFICIENCY”**

Ellis, Site Manager





SELECTABLE OPERATING MODES

Two pre-set modes, make it even easier to save fuel by reducing repetitive gear changing.

Mode 1 is perfect for achieving faster cycle times in tough dozing conditions utilizing first gear forward motion and second gear reverse.

Mode 2 is ideal for lighter work utilizing second gear in both directions.

Simply choose the mode to match your task and let the machine do the rest.





EASY ON THE OPERATOR

We think your job is tough enough which is why our cab has been designed to let you work with ease and comfort. With 33% more glass surface area, a tapered engine hood presenting clear sightlines to the blade corners, a rear-view camera, and additional ripper lighting, it's easy to see how the TD-25M offers the very best all-round visibility.

The cab environment is ultra-quiet at 78 dB(A) and benefits from a deluxe seat, advanced climate control, integrated ROPS & FOPS, improved operator's interface, new ergonomic joysticks controls, a high visibility LCD in-cab display and Bluetooth connectivity. When it comes to comfort and safety, we put you first.

ULTRA LOW-NOISE CAB



IMPROVED VISIBILITY



ROPS & FOPS



AIR SUSPENSION SEAT & ERGONOMIC CONTROLS



MULTI-FUNCTIONAL JOYSTICK



LARGE HIGH RESOLUTION DISPLAY



“IF IT MAKES MY LIFE EASIER – I’M A FAN!”

Ali, Dozer Operator



THE ULTIMATE RANGE OF BLADES & RIPPERS

Whether it's general construction, road building, mining or site clearing, versatility is the name and Dressta have it covered with a range of rippers and blades for every application.

GET THE EDGE

Our blades have been designed for increased capacity and incorporate full width cutting edges for performance and durability. They can be equipped with a hydraulic tilt or tilt/pitch option and a manual blade pitch adjustment to make the dozer even more versatile and increase your return on investment.



STANDARD SEMI-U BLADE: 9.6 m³ capacity.
FULL-U BLADE: 11.5 m³ capacity
ANGLE BLADE: 5.7m³ capacity

RIP IT UP!

Built to exacting standards for durability from the toughest tungsten-steel alloys, our rippers can take some beating.

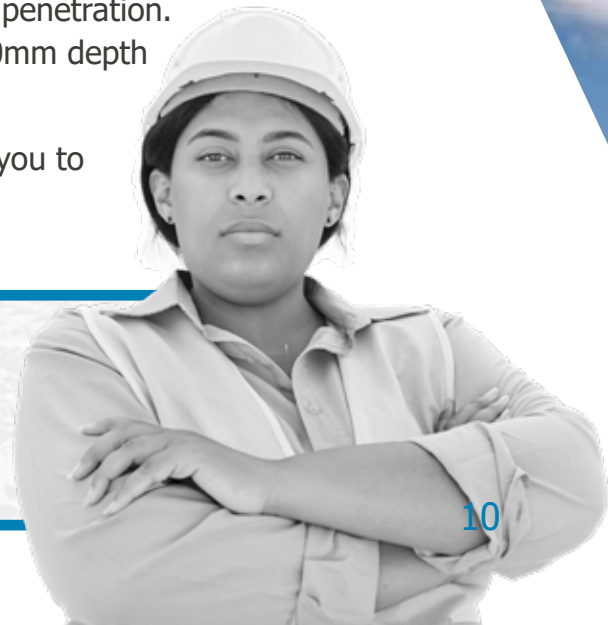



SINGLE-SHANK RIPPER: 1,250 mm penetration.
MULTI-SHANK: 2134mm width & 760mm depth

Hydraulically controlled ripper shank pin puller allows you to adjust ripper penetration depth from the cab.

**“YOU CAN HAVE 100% CONFIDENCE
IN OUR AWESOME ATTACHMENTS”**

Sandrine, Technical Specialist





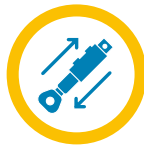


COMMAND & CONTROL

We've made it easy for you to harness the awesome power of the New TD-25M. With a new, variable hydraulic system you can reduce overall fuel consumption by 5% with a corresponding drop in emissions.

Intelligent Blade Control Modes, Ripper and Auto-Rise function and efficient Load Sensing technology combine to reduce cycle times and improve operational performance. Compatible with world-leading control and connectivity solutions from Leica, Topcon and Trimble, the new TD-25 makes it easy to get the most out of every push.

**WORLD-CLASS
HYDRAULICS**



**LEICA, TRIMBLE,
AND TOPCON READY**



**REDUCE FUEL
CONSUMPTION BY 5%**



**INTELLIGENT BLADE
SPEED MODE**



**RIPPER AND
AUTO-RISE FUNCTIONS**



**“THIS PROVES THAT TOUGH
MACHINES CAN BE INTELLIGENT TOO”**

Daniel, Key Account Manager



AT YOUR SERVICE 24/7

With the New TD-25M we've made daily checks and maintenance easy. Engine and hydraulic oil checks, coolant checks and grease point checks can all be done quickly and safely keeping you working and earning.

Our machines are backed up by one of the most comprehensive warranties in the industry, with the option of an extended warranty for the ultimate peace-of-mind.

Our skilled and experienced dealer network is supported by a global parts network, with seven regional distribution centres and advanced logistics system. This service team is there for you 24/7 with advice, technical support, and genuine parts where you need them and when you need them.



FAST & SIMPLE MAINTENANCE



PROACTIVE DEALER NETWORK



FAST AND EASY PARTS SUPPLY



COMPREHENSIVE WARRANTY



MAINTENANCE FREE EQUALIZER BARS

“WHEREVER YOU ARE, WHATEVER YOU ARE DOING, DRESSTA ARE COMMITTED TO CREATING THE BEST SUPPORT EXPERIENCE. THAT'S THE DRESSTA PROMISE”

Ivan, Service Technician









THE HEART OF ENDURANCE


Endurance is the heart of Dressta. Our machines are designed and built to last. The TD-25 takes endurance to a new level.

Every weld and every component are rigorously tested to the limit and beyond. Its tough frame and versatile undercarriage have been designed and engineered to absorb shattering impacts with ease. The hydraulics are armed with even greater protection from impact and debris. The blade and ripper have been strengthened to withstand the incredible forces and impacts of the toughest terrain. The engine is protected from dust and debris by a hydraulically driven, variable speed fan. A dozer is only as strong as its weakest point – and at Dressta – **we don't do weakness.**

**TOUGH FRAME
BUILT TO ABSORB
HIGH IMPACT SHOCK**



**TOUGH, VERSATILE
UNDERCARRIAGE**



**ENGINE PROTECTED BY
HYDRAULICALLY DRIVEN,
VARIABLE SPEED FAN**



**FULLY PROTECTED
HYDRAULICS**



**STRONGER RIPPER
AND BLADE**



“DRESSTA HAVE MACHINES THAT HAVE BEEN OPERATING FOR OVER 30 YEARS IN INCREDIBLY TOUGH CONDITIONS – ENDURANCE ISN'T MEASURED IN WORKING HOURS, IT IS MEASURED IN DECADES.”

Arjun, Dozer Operator



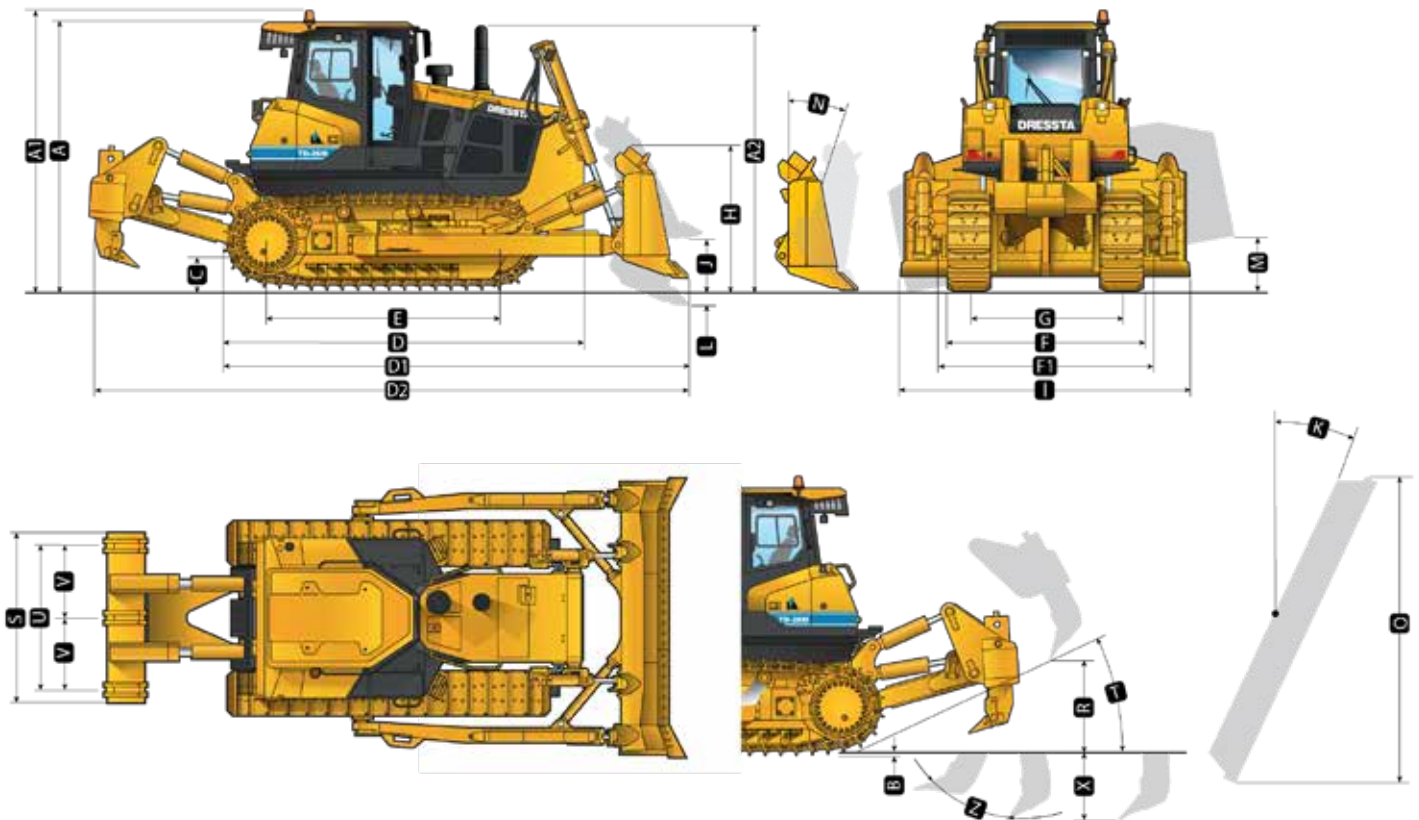
SPECIFICATIONS

MODEL		NEW TD-25M	
ENGINE			
TYPE	EPA Tier 3/EU Stage IIIA	EPA Tier 4f/EU Stage V	
Make and model	Cummins QSX15	Cummins X15	
Emissions standard	EPA Tier 3/EU Stage IIIA	EPA Tier 4f/EU Stage V	
Displacement	15 l (912 in ³)	15 l (912 in ³)	
Bore and stroke	137 x 169 mm (5.39 x 6.65 in)	137 x 169 mm (5.39 x 6.65 in)	
Gross horsepower, SAE J1995	280 kW (381 hp)	280 kW (381 hp)	
Net horsepower, SAE J1349/ISO 9249 at the max. speed of hydraulic fan	277 kW (377 hp) 246 kW (334 hp)	277 kW (377 hp) 246 kW (334 hp)	
Rated rpm	1800	2000	
Max. torque	1825 Nm (1,346 lb-ft)	2169 Nm (1600 lb-ft) @ 1200 rpm	
Air cleaner	2-stage, dry type, with dash mounted electronic service indicator and turbo air precleaner	Cummins Filtration Direct Flow™, dry type, with dash-mounted electronic service indicator and turbo air precleaner	
Cold-starting aid	Intake-mounted air-inlet grid heater	Ether start	
Slope operation, max. angle	45°	45°	
UNDERCARRIAGE			
Type	Rigid	Rigid	
Suspension	Oscillation-type with equalizer bar and forward mounted pivot shafts.	Oscillation-type with equalizer bar and forward mounted pivot shafts.	
Tracks	Large deep-heat-treated, sealed, and lubricated track links and through-hardened, sealed, and lubricated rollers for maximum wear resistance.		
Track gauge	2140 mm (7 ft)	2140 mm (7 ft)	
Track shoe width	560 mm (22 in.)	560 mm (22 in.)	
Chain	Sealed and lubricated	Sealed and lubricated	
Shoes, each side	38	39	
Track rollers, each side	7	7	
Bogies, each side	-	-	
Track length on ground	3150 mm (10 ft 4 in.)	3270 mm (10 ft 9 in.)	
Ground contact area	35000 cm ² (5,456 sq. in.)	36 600 cm ² (5,673 sq. in.)	
Ground pressure	102 kPa (14.8 psi)	96 kPa (13.9 psi)	
Track pitch	250 mm (9.86 in.)	250 mm (9.86 in.)	
Sprocket segments, each side	8	8	
COOLING			
TYPE	TD-25M		
Type	Suction-type variable-speed fan, hydraulically driven with perforated engine side sheets and heavy duty louvered front grill.		
Engine coolant rating	-37°C (-34°F)		
OPERATOR STATION			
ROPS	ROPS (ISO 3471 - 2008)		
FOPS	FOPS (ISO 3449 - 2005)		

POWERTRAIN					
TYPE		EPA Tier 3/EU Stage IIIA		EPA Tier 4f/EU Stage V	
Transmission		Single stage 415 mm (16 in.) torque converter with a 2.45:1 stall ratio drives to transmission through a triple universal joint. Modular, countershaft type power shift transmission, electro-hydraulic control. Preset travel speed selection and auto-downshift.		Single stage 415 mm (16 in.) torque converter with a 2.45:1 stall ratio drives to transmission through a double universal joint. Modular, countershaft type power shift transmission, electro-hydraulic control. Preset travel speed and auto-downshift.	
Steering		Exclusive 2-speed geared steering module provides gradual turns while maintaining full power to both tracks plus conventional clutch-brake performance for tight or pivot turns. Coupled to 3-speed transmission, the 2-speed steering provides 6 speeds forward and 6 reverse. The left hand joystick controls transmission and steering drive for up and down shifting, steering, Hi/Lo selection and LH/RH gradual turn.		Exclusive 2-speed geared steering module provides gradual turns while maintaining full power to both tracks plus conventional clutch-brake performance for tight or pivot turns. Coupled to 3-speed transmission, the 2-speed steering provides 6 speeds forward and 6 reverse. The left hand joystick controls transmission and steering drive for up and down shifting, steering, Hi/Lo selection and LH/RH gradual turn.	
Final drives		Double-reduction planetary type final drives mounted independently of track frames and dozer push frames for isolation from shock loads.		Double-reduction planetary type final drives mounted independently of track frames and dozer push arms for isolation from shock loads.	
Total ratio		25.5 to 1		25.5 to 1	
Maximum drawbar pull		791 kN (177,150 lbf)		794 kN (178,498 lbf)	
Travel speeds		Forward		Reverse	
1st	Low	3.0 km/h (1.9mph)	3.7 km/h (2.3 mph)	3.0 km/h (1.9 mph)	3.7 km/h (2.3 mph)
	High	3.9 km/h (2.4mph)	4.7 km/h (2.9 mph)	4.0 km/h (2.5 mph)	4.8 km/h (3.0 mph)
2nd	Low	5.1 km/h (3.2mph)	6.1 km/h (3.8 mph)	5.1 km/h (3.2 mph)	6.1 km/h (3.8 mph)
	High	6.6 km/h (4.1mph)	7.9 km/h (4.9 mph)	6.6 km/h (4.1 mph)	7.9 km/h (4.9 mph)
3rd	Low	8.0 km/h (5.0mph)	9.6 km/h (6.0 mph)	8.0 km/h (5.0 mph)	9.6 km/h (6.0 mph)
	High	10.3 km/h (6.4mph)	12.3 km/h (7.6 mph)	10.3 km/h (6.4mph)	12.3 km/h (7.6 mph)
Brakes					
Service		Spring applied hydraulically released multi-disc wet brakes. Foot pedal linkage control.		Spring applied hydraulically released multi-disc wet brakes. Foot pedal linkage control.	
Parking		The steering brakes also act as service and parking brakes. Service brakes are locked automatically when the transmission safety lever is actuated or when the engine is cut off.		The steering brakes also act as service and parking brakes. Service brakes are locked automatically when the transmission safety lever is actuated or when the engine is cut off.	
HYDRAULICS					
Type		Open-center hydraulic system with fixed-displacement multiple-pump vane type		Open-center hydraulic system with fixed-displacement multiple-pump vane type	
Pump displacement		313.5 l/min (82.8 gpm)		313.5 l/min (82.8 gpm)	
System relief pressure		Blade lift & ripper 17.2 MPa (2,500 psi); blade tilt 18.4 MPa (2,670 psi)		Blade lift & ripper 17.2 MPa (2,500 psi); blade tilt 18.4 MPa (2,670 psi)	
Control		Single joystick lever		Single joystick lever	
ELECTRICAL					
Voltage		24 V		24 V	
Number of batteries		4		4	
Battery capacity		1920 CCA		1920 CCA	
Alternator rating		105 A		105 A	
Lights		10 total; cab mounted (side: 2 LH & 2 RH and 2 rear), 2F lift cylinders and 2R fuel tank mounted		10 total; cab mounted (side: 2 LH & 2 RH and 2 rear), 2F lift cylinders and 2R fuel tank mounted	

SERVICEABILITY

TYPE	EPA Tier 3/EU Stage IIIA	EPA Tier 4f/EU Stage V
Refill Capacities		
Fuel tank	830 l (219 US gal.)	770 l (203 US gal.)
Cooling system	66 l (17.4 US gal.)	66 l (17.4 US gal.)
Engine oil	49 l (13 US gal.)	49 l (13 US gal.)
Transmission system	240 l (63 US gal.)	240 l (63 US gal.)
Final drive, each side	64 l (16.9 US gal.)	64 l (16.9 US gal.)
Hydraulic reservoir	131 l (34 US gal.)	131 l (34 US gal.)
Adblue	NA	38 l (10 US gal.)
OPERATING WEIGHTS		
Type	Rigid	Rigid
Base weight with Semi-U blade w/tilt, single-shank ripper, standard equipment, cab ROPS/FOPS, full fuel tank, and 79 kg [175 lb.] operator)	41 500 kg (91,491 lb)	41 250 kg (90,940 lb)
Optional Components		
Ripper w/3 shanks	456 kg (1,014 lb.)	
Track shoes		
610 mm (24 in.)	+ 225 kg (495 lb)	+ 231 kg (509 lb)
660 mm (26 in.)	+ 474 kg (1,045 lb)	+ 487 kg (1,074 lb)
711 mm (28 in.)	+ 655 kg (1,445 lb)	+ 667 kg (1,470 lb)



MACHINE DIMENSIONS				
TYPE	EPA Tier 3/EU Stage IIIA		EPA Tier 4f/EU Stage V	
Type	Rigid		Rigid	
A Overall height - FOPS cab	3 743 mm (12 ft. 3 in.)		3 743 mm (12 ft. 3 in.)	
A1 Overall height - Beacon	3 910 mm (12 ft. 10 in.)		3 910 mm (12 ft. 10 in.)	
A2 Overall height - end of exhaust pipe	3 699 mm (12 ft. 11 in.)		3 759 mm (12 ft. 4 in.)	
B Grouser height	76 mm (3 in.)		76 mm (3 in.)	
C Ground clearance	576 mm (22.6 in.)		576 mm (22.6 in.)	
D Overall length, base machine	5 070 mm (16 ft. 7 in.)		5 070 mm (16 ft. 7 in.)	
E Track length on ground	3 150 mm (10 ft. 4 in.)		3 270 mm (10 ft. 4 in.)	
F Width over track	2 700 mm (8 ft. 10 in.)		2 700 mm (8 ft. 10 in.)	
G Track gauge	2140 mm (7 ft.)		2 140 mm (7 ft.)	
	TD-25M (EPA Tier 3/EU Stage IIIA (EPA Tier 4f/EU Stage V))			
Blade Type	Semi-U	Full-U	Angle	Coal
D1 Length with blade and drawbar	6 880 mm (22 ft. 7 in.)	7 150 mm (23 ft. 5 in.)	6 890 mm (22 ft. 7 in.)	7 530 mm (24 ft. 8 in.)
D2 Length with blade and 1-shank /	8 940 mm/8 380 mm (29 ft. 4 in./27 ft. 6 in.)	9 210 mm/8 650 mm (29 ft. 4 in./27 ft. 6 in.)	8 950 mm/8 390 mm (29 ft. 4 in./27 ft. 6 in.)	9 030 mm (29 ft. 8 in.)
F1 Width over trunnions	3 210 mm (10 ft. 6 in.)	3 210 mm (10 ft. 6 in.)	3 210 mm (10 ft. 6 in.)	3 210 mm (10 ft. 6 in.)
BLADE SPECS				
Type	Semi-U	Full-U	Angle	Coal
SAE capacity	9.6 m3 (12.5 cu. yd.)	11.5 m3 (15.0 cu. yd.)	5.7 m3 (7.4 cu. yd.)	21.0 m3 (27.5 cu. yd.)
H Blade height	1 760 mm (5 ft. 9 in.)	1 760 mm (5 ft. 9 in.)	1 260 mm (4 ft. 1 in.)	2 100 mm (6 ft. 11 in.)
I Blade width	4 050 mm (13 ft. 3 in.)	4 350 mm (14 ft. 3 in.)	4 950 mm (16 ft. 3 in.)	5 610 mm (18 ft. 5 in.)
J Blade lift height	1 270 mm (4 ft. 2 in.)	1 270 mm (4 ft. 2 in.)	1 370 mm (4 ft. 6 in.)	1 270 mm (4 ft. 2 in.)
K Blade angle	-	-	25°	-
L Blade digging depth	600 mm (23.6 in.)	600 mm (23.6 in.)	660 mm (26 in.)	600 mm (23.6 in.)
M Maximum tilt	880 mm (34.6 in.)	945 mm (37.2 in.)	435 mm (17.1 in.)	1 220 mm (48 in.)
N Maximum blade pitch adjustment	10°	10°	-	10°
O Overall width with blade angled	-	-	4 590 mm (15 ft. 1 in.)	-
RIPPER				
	Parallelogram ripper with hydraulic pitch adjustment			
	TD-25M			
	Standard	Deep	Multi-shank (3-shank)	
R Maximum clearance under tip (raised)	770 mm (30.3 in.)	760 mm (29.9 in.)	868 mm (34.2 in.)	
S Overall beam width	1 450 mm (57 in.)	1 450 mm (57 in.)	2 485 mm (98 in.)	
T Slope angle (fully raised)	30.8°	30.8°	30.8°	
U Ripping width	-	-	2 134 mm (84 in.)	
V Spacing center to center	-	-	1 067 mm (42 in.)	
X Maximum penetration	1 250 mm (49.2 in.)	1 700 mm (66.9 in.)	760 mm (29.9 in.)	
Z Maximum pitch adjustment	25.1°	25.1°	25.1°	
Penetration force	132.5 kN (29,768 lb.)	132.5 kN (29,768 lb.)	131.2 kN (29,494 lb.)	
Pryout force	377.7 kN (84,907 lb.)	377.7 kN (84,907 lb.)	353.5 kN (79,467 lb.)	
Shank positions (vertical)	4	6	2	
Weight of ripper w/ 1 shank	5280 kg (11 640 lb.)	5370 kg (11 840 lb.)	5100 kg (11 245 lb.)	
Weight of shank	-	-	320 kg (700 lb.)	

STANDARD EQUIPMENT

ENGINE

TD-25M (Tier 3)

Engine, Cummins QSX15, EPA Tier 3/EU Stage IIIA, emission certified, turbocharged, direct start, direct injection, 277 kW (377 hp)
Air cleaner, dry type with turbo air precleaner and electronic service indicator
Antifreeze, -34°F (-37°C)
Cooling module; includes radiator, transmission oil cooler, hydraulic oil/fan drive oil cooler, fuel cooler, charge air cooler (CAC); isolation mounted
Coolant filter conditioner
Exhaust resonator with elbow
Fan, hydraulically driven, suction type, variable speed
Filters, engine oil, full flow and by-pass with replaceable "spin-on" elements
Fuel strainer
Muffler, under engine hood, insulated
Water separator, fuel system
Filtration system for contaminated fuel

TD-25M (Stage V)

Engine, Cummins X15, EPA Tier 4f/EU Stage V, emission certified, turbocharged, with High Pressure Injection (HPI), Selective Catalytic Reduction (SCR), Electronic Controls (ECM), 277 kW (377 hp)
Air cleaner, Cummins Filtration Direct Flow™, dry type with turbo air precleaner and electronic service indicator
Antifreeze, -34°F (-37°C)
Cooling module; includes radiator, transmission oil cooler, hydraulic oil/fan drive oil cooler, fuel cooler, charge air cooler (CAC); isolation mounted
Coolant filter conditioner
Diesel Particulate Filter with catalyst (DPF)
Exhaust resonator with elbow
Fan, hydraulically driven, suction type, variable speed
Filters, engine oil, full flow and by-pass with replaceable "spin-on" elements
Fuel strainer
Water separator, fuel system

DRIVETRAIN

Torque converter, single stage
Transmission, power shift, 3 speeds forward, 3 reverse, combined with 2 speed steering provides 6 speeds forward, 6 reverse, preset travel speed selection and auto-downshift
Steering, planetary type, 2 speed, left hand single lever control (joystick)
Filters, power train, equipment hydraulics, "spin-on" micro glass type
Brakes, foot, spring applied, hydraulically released
Decelerator - right foot pedal, and brake - center foot pedal

OPERATOR'S ENVIRONMENT

Air conditioner/heater/pressurizer/defroster, behind roof mounted
AM/FM radio with Bluetooth® and USB socket
Cab ROPS/FOPS integrated, sound suppression, 4 wipers w/washers, inside mirror, dome light, tinted safety glass, 2 sliding side windows, rear glass heated, air recirculation system, (approved according to ROPS - EN ISO 3471 and FOPS - EN ISO 3449)
Mirrors, 2 pcs, exterior
Seat, air suspension type, fabric cover, adjustable, high back, fixed 15° to the right
Arm rests
Seat belt (EN ISO 6683) - 3" wide, retractable
Sun visor for front cab window
Fire extinguisher
First aid kit

INSTRUMENTATION

TD-25M (Tier 3)

Electronic Monitoring System, LCD display:
Normal and diagnostic operating modes for engine and drive train, hourmeter, gear, range
Gauges: voltmeter (battery charge), drive train oil temperature, fuel level, coolant temperature, tachometer (engine rpm)
Engine and drive train diagnostics program indicator lights
Warning lights: engine ECM status, drive train oil high temperature, low coolant level, low engine oil pressure, high coolant temperature, low fuel level, high exhaust system temperature, battery charge level, low transmission clutches oil pressure
Warning lights - filters: air cleaner filter, fan drive system filter, hydraulic oil filters, drive train pressure filter
Audible alarm for low coolant level, low engine oil pressure, high coolant temperature
Rear view camera
Integrated rear view camera display

TD-25M (StageV)

Electronic Monitoring System, LCD display:
Normal and diagnostic operating modes for engine and drive train, hourmeter, gear, range
Gauges: voltmeter (battery charge), drive train oil temperature, fuel level, coolant temperature, tachometer (engine rpm), AdBlue® tank level
Engine and drive train diagnostics program indicator lights
Warning lights: engine ECM status, high drive train oil temperature, low coolant level, low engine oil pressure, high coolant temperature, low fuel level, high exhaust system temperature, AdBlue® tank low level, battery charge level, low transmission/clutch oil pressure
Warning lights - filters: air cleaner filter, exhaust system (SCR) filter, fan drive system filter, hydraulic oil filters, drive train pressure filter
Audible alarm for low coolant level, low engine oil pressure, high coolant temperature
Rear view camera
Integrated rear view camera display

ELECTRICAL

Alarm, back-up
Alternator 105 A (Tier 3), 110 A (Stage V)
Batteries (4) 12 V, 1920 CCA, cold start, maintenance free
Beacon light, rotating
Horn, electric
Lights on cab, cab side mounted - 2 LH & 2 RH; 2 rear, LED
Lights with guards, 2 front - lift cylinders mounted, 2 rear - fuel tank & hydraulic tank mounted, LED
Portable lamp receptacle, 12 V
Receptacle, starting/charging plug
Starting, 24 V
Starting aid - air grid heater (Tier 3 only)

UNDERCARRIAGE

Sprocket, segmented - 8 segments each side
Track adjusters, hydraulic
Track chain, sealed and lubricated (LTS) with split master link, 38 links
(Tier 3), 39 links (Stage V)
Track chain guides, integral
Track frame, 7 roller, 2 140 mm (84") gauge, oscillating type, lifespan
lubricated rollers and idlers
Track shoes, 560 mm (22"), grouser type

GUARDS

Crankcase, hinged, with front pull hook, transmission, fan, radiator, sprocket
rock and dirt deflector
Engine hood, solid, sloped
Engine side doors, hinged, perforated type
Final drive seal guard
Radiator guard doors, louvered, two-piece, hinged

HYDRAULIC CONTROLS

3-spool valve, 1 lever with pilot operated blade control (lift/tilt), ready for ripper

OTHER STANDARD EQUIPMENT

Cylinders, lift, with quick drop valve
Diagnostic centers for power train and equipment hydraulic pressures
Drawbar, fixed
Ecological drains for engine oil, radiator coolant and hydraulic oil
Manuals: parts and operator's
Maintenance tool kit (includes grease gun)
Shovel, fuel tank mounted
Rear access platform
Tools compartment
Vandalism protection, one key for all locks

OPTIONAL EQUIPMENT

BLADE EQUIPMENT

D-2 Semi-U Dozer, 9.6 m³ (12.5 yd³), complete with all blade components, blade includes reinforced center push plate, with hydraulic tilt and manual pitch or hydraulic tilt/pitch

For coal application, spill guard on blade available

U-2 Full-U Dozer, 11.5 m³ (15 yd³), complete with all blade components, blade includes reinforced center push plate, with hydraulic tilt and manual pitch or hydraulic tilt/pitch

For coal application, spill guard on blade available

Coal Dozer, 21.0 m³ (27.5 yd³) for coal application, spill guard on blade available, complete with all blade components, blade includes reinforced center push plate, with hydraulic tilt and manual pitch or hydraulic tilt/pitch

G-2 Angle Dozer (manual angle), 5.7 m³ (7.4 yd³), complete with all blade components, with or without hydraulic tilt

REAR MOUNTED EQUIPMENT

Drawbar, counterweight, 1 860 kg (4 100 lbs)

Additional counterweight (cast), 2 004 kg (4 410 lbs); recommended for use with large coal or landfill blades

Ripper, multi-shank with three shanks, partially mounted, with hydraulic pitch, includes deduct for drawbar, includes additional ripper light, LED, ripper frame mounted

Ripper single-shank beam, with hydraulic pitch, standard or deep dig, with electro-hydraulic pin puller and shank, partially mounted, includes deduct for drawbar, includes additional ripper light, LED, ripper frame mounted

TRACK SHOES

610 mm (24") shoes

660 mm (26") shoes, clipped corner

711 mm (28") shoes, clipped corner (not recommended for use with ripper)

OPERATOR'S ENVIRONMENT

For use with cab:

- Air recirculation system with MSHA filters, severe service
- Heated mirrors, 2 pcs, exterior
- Seat, heated, air suspension type, fabric cover, high back, adjustable (includes empty seat sensor and belt sensor)
- Sun visors (2), additional, for side door windows
- Additional cab lights, 2 front, LED

SCREENS

Sweeps, forestry, front and rear, for standard cab. Include guard for fuel tank and hydraulic reservoir

Screens for cab windows, (front, side, doors and rear) hinged, black painted

Screens for cab lights (4 side - 2 RH & 2 LH, 2 rear), black painted

Screens for tractor lights (2 front, 2 rear)

Screens for additional 2 front cab lights

GUARDS

Final drive rock guard

Radiator door screen, for coal application

Track roller guards, full length

Transmission and engine crankcase guards, severe service

Electrical winch for engine crankcase guard

Electrical winch for transmission guard

Engine hood, perforated

ADDITIONAL OPTIONS

Emergency brake release system

Ether start (only Stage V)

Exhaust pipe, chrome

Fast fill - fuel tank

Inspection lamp, 12 V, portable, with 6 m (20') cable

Sound suppression package, for use with std solid or perforated hood

Starting/charging receptacle plug assembly (required to jump start or

charge batteries) with 15 ft cable

1000 h maintenance package (filters)

2000 h maintenance package (filters)

EXPORT PACKING

Export packing, drive-on/drive-off, machine on the trailer

Export packing, drive-on/drive-off, machine on the railway wagon

FACTORY FIT OPTIONS

Centralized Lubricating System, for machine with or without ripper

At Dressta we take pride in innovating to help our customers to achieve more in the jobs they do. Our dedicated team of application engineers can customize designs, modify standard equipment and adapt attachments for peak performance in specific application tasks, improving productivity and bottom line results.

Do you have a Special Feature Request? See how Dressta can help you achieve more in the jobs you do.



**LiuGong Dressta Machinery Sp. z o.o.
Centralnego Okręgu Przemysłowego 15
37-450 Stalowa Wola**

**info@dressta.com
www.dressta.com**



DR-PB-TD25M-T3-StageV-20-30072024-ENG

The Dressta series of logos herein, including but not limited to word marks, device marks, letter of alphabet marks and combination marks, as the registered trademarks of LiuGong Dressta Machinery Sp. z o.o. are used by LiuGong Dressta Machinery Sp. z o.o. with legal permission, and shall not be used without permission. Specifications and designs are subject to change without notice. Illustrations and pictures may include optional equipment and may not include all standard equipment.

Equipment and options varies by regional availability.