

Project Details

Name:

Location:

Specifier:


Date:

Additional Accessories: Power Input Kit Bumpers Power Supplies Controls AG Roller Silicone

Part Number Specification | RGBW (5000K)

Model	Voltage	Color (check box)	Sheet Size
AG2.1 - Auragami Gen 2	24 - 24VDC Constant Voltage	RGBW - RGB + 5000K White	1224 - 12in x 24in

Example: AG2.1-24-RGBW-1224. Customizable options available. See last page for full details.



Auragami Gen 2.1 (AG2.1)


Second Generation Flexible Light Sheet

RGBW (5000K)

Product Description: The second generation light sheet delivers several new innovations to the category. The industry's most advanced light sheet delivers unparalleled performance, reliability, and ease-of-use.

Highlights

- Billions of deeply saturated RGBW colors with dedicated 5000K white LEDs
- New and improved IP67 connectors, cut lines, and quad bumpers for material support
- IP67 Rated for wet locations with newly engineered polyimide coating
- Cuttable down to a single RGBW LED group while maintaining UL Listing
- Easy installs with plug-in-play light sheet connections
- Patented design offers a variety of exclusive innovations



Specifications | *Listed per full (12x24") light sheet.*

Input Voltage	24VDC Constant Voltage
Power Consumption	17.2 watts (8.6W/ft²)
Color Temperature	RGBW - full color range + dedicated 5000K white LEDs
CRI	95+ (5000K)
Light Output	1,100 lumens
Efficiency	64 lumens per watt (5000K)
LED Information	Type: SMD-2835 LEDs. Count: 512 LEDs. Beam angle: 120°
Wires	20AWG 5-wire (black + / red - / green - / blue - / white 5300K -)
Connections	IP67 premium grade terminals and plug-in sheet connectors.
Mounting	Adhesive backing and/or mechanical fasteners through precut mounting holes.
Temperature	Operating: -22° to 122°F. Working: 93°F
Surface Temperature	LED: 97°F. PCB: 90°F. Resistor: 93°F (Measured at ≥2 hours of operation).
Environment	IP67 - wet or dry locations
Dimensions	12 x 24in (1 x 2ft) / UL Listed field cuttable
Coverage	2ft² (1x2ft)
Maximum Run	Connect up to 5 full light sheets (86W) / 10ft² per Class 2 guidelines
Cut / Fold Line Spacing	1.0in / every LED
Weight	0.66lbs / 10.6oz / 299g
Rated Life	50,000+ hours
Warranty	5-year warranty (view terms online at evo-lite.com)

Power & Controls

Compatible with all control protocols via associated power and control components. Quality tested for low-end light output consistency across all LEDs (100-0% dimming with tight ANSI bin control).


Class 2 & UL Compliance

Use Class 2 power supplies with a maximum power output of 96W (per channel/ circuit) to retain UL Class 2 Listing compliance. Best practices include allowing headroom for power supply longevity.


Packaging Contents




Light Sheet



Accessory Pack



Instructions



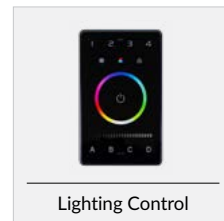
Power Input Kit



Quad Bumper Pack



24VDC Power Supply



Lighting Control



Auragami Roller



Non-conductive Silicone

Complete Your System | *View ordering section*

[illegible]

Figure 1: Dimensions of the 1000 Series. The figure shows four views of the device with dimensions in inches and millimeters. Top view with cover: 0.75" (19mm) wide. Top view without cover: 0.75" (19mm) wide, 0.43" (11mm) high. End view with cover: 0.28" (7mm) high. Side view with sheet connector: 0.36" (9.2mm) high.

Figure 1 shows the dimensions of the test specimen. The specimen is a cross-shaped structure with a central circular core. The overall width and height are 2.02 inches (51.2 mm). The central core has a diameter of 0.79 inches (20 mm). The specimen is shown in two views: a top view and a side view.

Ordering | RGBW

Model	Voltage	Color	Sheet Size
AG2.1 - Auragami Gen 2	24 - 24VDC Constant Voltage	RGBW - RGB + 5000K	1224 - 12in x 24in

Example Part Number

AG2.1	—	24	—	RGBW	—	1224
Model		Voltage		Color Temp		Sheet Size


Accessories

ITEM	PART NUMBER	DESCRIPTION
RGBW Power Input Kit (Required)	AG2-24-RGBW-PIK	Powers one 24VDC Class 2 circuit (86W / 5 full light sheets). Includes (1) 48" single color power input cable, (2) Wago splicing connectors, and (4) wire management clips.
Large Light Sheet Quad Bumpers	AG2-100-078-QSB-P08	(8) Large Light Sheet Quad Bumpers for RGBW light sheets.
Short Sheet To Sheet Connectors	AG2.1-24-RGBW-SCP	(4) Additional RGBW Short Sheet To Sheet Connectors.
Long Sheet To Sheet Connectors	AG2.1-24-RGBW-LCP	(4) Additional RGBW Long Sheet To Sheet Connectors.
Auragami Installation Roller	AG1-RLR-EVO	Specially designed foam roller assists in light sheet mounting. Safely mount light sheets without damaging terminals or LEDs.
Electronic Grade Silicone	SI-388CL-EVO	Acid-free electronic grade silicone may be used to supplement cut edges and connection terminals

Suggested Power Options


ITEM	PART NUMBER	DESCRIPTION
24V, 5-IN-1 Dimmable LED Driver (1 circuit of 96W)	PS-5N1-1C2496-EVO	24VDC 5-IN-1 Dimmable LED Driver. Compatible with most control protocols: Triac / Phase, 0-10V, 1-10V, Potentiometer, and 10V PWM. 1 circuit of 96W.
24V, 5-IN-1 Dimmable LED Driver (2 circuits of 96W each)	PS-5N1-2C24192-EVO	24VDC 5-IN-1 Dimmable LED Driver. Compatible with most control protocols: Triac / Phase, 0-10V, 1-10V, Potentiometer, and 10V PWM. 2 circuits of 96W each.
24V, 5-IN-1 Dimmable LED Driver (4 circuits of 96W each)	PS-5N1-4C24384-EVO	24VDC 5-IN-1 Dimmable LED Driver. Compatible with most control protocols: Triac / Phase, 0-10V, 1-10V, Potentiometer, and 10V PWM. 4 circuits of 96W each.

Also Available From Evo-Lite




SINGLE COLOR WHITE

2700K, 3000K,
3500K, 4000K, 5000K




TUNABLE WHITE

Adjustable white from
warm 1800K to cool 6500K



AURAGAMI BASIC

2700K, 3000K, 3500K,
4000K, 5000K, TW, RGBW



AURAGAMI BASIC WITH LENS

2700K, 3000K, 3500K,
4000K, 5000K, (175° lens)

Auragami Customization Options

All Auragami customizations maintain the UL Listing. Minimum order may apply.

- Voltage
- Power/efficiency/brightness
- Specific color temperatures
- IP Ratings
- Custom sizes/shapes
- LED pitch and placement
- PCB material type, pre-cut sheets
- Pre-mounted to quick install substrates

Custom Power Option Examples

Power (W/ft²)	Light Output (Lm/ft²)	Total Sheet lumens (2ft²)
8.6	550	1,100
6.45	413	825
4.3	275	550
2.15	138	275

