

2026



ALT ENTERPRISES
ADVANCED LED TECHNOLOGY



Heavy-Duty Truck Signal Lighting Products



Multi-Purpose LED Work Lights

Emergency Warning Lights For: Tow Trucks, DOT, Utility Work Trucks



NTEA
MEMBER

ALT Enterprises

carries out research and development on LED lighting technology for heavy-duty trucks, automobiles, interior and exterior warning signals and other high intensity lighting systems. We specialize in providing custom and standard optoelectronic products for customers worldwide. Our patented technology and years of design experience, combined with a self-owned R&D research/design center and manufacturing site (DAR TÜV certified ISO9001) in China, allows us to offer world leading technology products at very competitive prices.

Why Select ALT Enterprises Products

Quality assurance with our self-owned ISO9001 (DAR TÜV-Certified) manufacturing site includes:

DESIGN

- 5 hours of component testing at – 35C°/0F° for low temperature restart tested
- 200 hours continues operation at 65C°/148F° for high temperature reliability tested
- 10G vibration tested
- Weather pack connectors to prevent corrosion
- Sonic weld, potted circuit boards to prevent leakage
- Polycarbonate material

LIGHT OUTPUT

- Our advanced LED technology is the brightest and most reliable LED lighting.

QUALITY ASSURANCES

- 100% of products undergo a 100 hours age test prior to assembly.
- 100% photometric point check on all products

WARRANTY

- Limited lifetime (please see warranty details)

**To order ALT Enterprises products, please call our toll-free number
(844) 406-6818, or fax (844) 881-6816**





MULTI-PURPOSE LED WORK LIGHTS

Elite Signature LED Work Light Quality Standard

Quality is our top priority at ALT Enterprises. Customers world-wide depend on top-notch performance and we deliver it with every product we sell.

Product Testing

Basic

Electronic performance parameter check ensures the safety of LED lamps, electronic component performance in line. Over-voltage and reverse polarity protection test.

Vibration

Product tested under 10G rating to confirm product structure design and reliability.

Thermal testing

Product tested under extremely rough temperature conditions, including a rapid temperature change from -40°C to $+80^{\circ}\text{C}$ for product durability.

Water resistance

High pressure water spray and simulation, 8 hours of rain testing to ensure IP67 compliance.

Photometric and beam pattern

LUX GRAPHS



SPOT



FLOOD



COMBO



10° OR 15° PENCIL BEAM

This beam type is mainly used as driving light. The narrow beam pattern is with longest irradiation distance, the best for driving safety and longer visible sight.



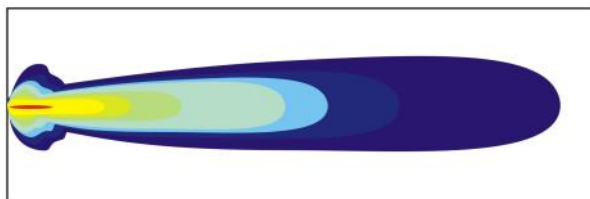
60° OR 90° FLOOD BEAM

This is with shorter distance and widest lighting width, widely used for agriculture vehicles, industrial vehicles, enhance the working area visibility.



30° OR 45° SPOT BEAM

This is a wider spot beam, suit for multi-purpose lighting solutions. This beam combines the advantages of pencil and flood beam, suggest to use for off road, industry vehicles.



AVAILABLE BEAM PATTERNS



NEW GENERATION LED WORK LIGHT

New generation high output work light for working truck operations. Sealed PC lens with a stainless steel mounting bracket

Specification:

Sealed PC lens, aluminum base, water resistant IP 66, Standard mount bracket.

Operating voltage: 12V-24VDC

Operating temperature -40°F - 185°F (-40°C - 85°C)

Order part number

W0904550: 3.5" ROUND, LED WORK LIGHT, PC LENS, STAINLESS STEEL MOUNTING BRACKET, 36WATTS, 2800LM, FLOOD BEAM, ONE FOOT CABLE WIRE OPEN END, 12VDC-24VDC



W0904560: 3.5" SQUARE, LED WORK LIGHT, PC LENS, STAINLESS STEEL MOUNTING BRACKET, 36WATTS, 2800LM, FLOOD BEAM, ONE FOOT CABLE WIRE OPEN END, 12VDC-24VDC



Order part number

W2105500: 4.5" ROUND, LED WORK LIGHT, 1920 LM, 24 WATTE, PC LENS, FLOOD BEAM, STAINLESS MOUNTING BRACKET, 12V-24VDC (handle bar not included in package)



W2105501: HANDLE BAR FOR W2105500

Oval High Intensity Aluminum Alloy Housing Multi-Purpose LED Work Light

Specifications:

High intensity LED heavy-duty work light features a sealed, water-resistant (IP67 rated), PC* lens, aluminum alloy housing with a 1ft heavy-duty cord.

Operating Voltage: 12V-24V DC (10-30Volts)

Operating Current: <1.40Amps (tested at 12.8V)

Operating Temperature -40°C - 85°C

Order Number:

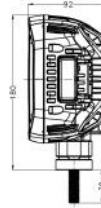
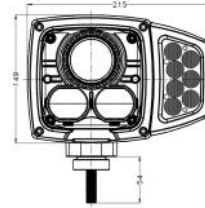
W0606500: 6.3" Oval, White High Intensity LED Heavy-Duty Work light with Black Painted Aluminum Alloy Housing, Spot beam, **1450 Lumen**** Output.

W0606510: 6.3" Oval, White High Intensity LED Heavy-Duty Work light with Black Painted Aluminum Alloy Housing, Flood beam, **1450 Lumen**** Output.

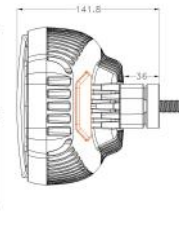
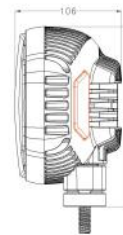
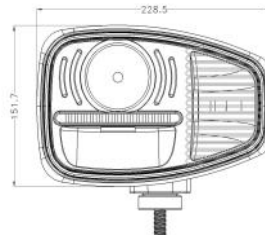
W0906500: 6" Oval, White High Intensity LED Heavy-Duty Work light, Bolts Wall Mount **1600 Lumen** With 45 Degree Down Angle Area Lighting. Tough PC Lens With UV Resistant.



NEW



業



Par36 High Intensity Aluminum Alloy Housing Multi-Purpose LED Work Light

Specifications:

High intensity LED heavy-duty work light features a sealed, water-resistant (IP67 rated), PC* lens, aluminum alloy housing with a 1ft heavy-duty cord.

Operating Voltage: 12V-24V DC (10-30Volts)

Operating temperature-40C° - 85C°

Order Number:

W0604500: Par36 18 Watts, White High Intensity LED Heavy-Duty Work light with Black Painted Aluminum Alloy Housing, Spot Beam, **1350 Lumen**** Output. <1.33 Amps (tested at 12.8V)

W0604510: Par36 18 Watts, White High Intensity LED Heavy-Duty Work light with Black Painted Aluminum Alloy Housing, Flood Beam, **1350 Lumen**** Output. <1.33 Amps (tested at 12.8V)

W0904500: Par36 27 Watts, White High Intensity LED Heavy-Duty Work light with Black Painted Aluminum Alloy Housing, Spot Beam, **2150 Lumen**** Output. <2.25 Amps (tested at 12.8V)

W0904510: Par36 27 Watts, White High Intensity LED Heavy-Duty Work light with Black Painted Aluminum Alloy Housing, Flood Beam, **2150 Lumen**** Output. <2.25 Amps (tested at 12.8V)

Order Number:

W1404500: Par36 42 Watts, White High Intensity LED Heavy-Duty Work light with Black Painted Aluminum Alloy Housing, Spot Beam, **3500 Lumen**** Output. <3.50 Amps (tested at 12.8V)

W1404510: Par36 42 Watts, White High Intensity LED Heavy-Duty Work light with Black Painted Aluminum Alloy Housing, Flood Beam, **3500 Lumen**** Output. <3.50 Amps (tested at 12.8V)



4" Square High Intensity Aluminum Alloy Housing Multi-Purpose LED Work Light

Specifications:

High intensity LED heavy-duty work light features a sealed, water-resistant (IP67 rated), PC* lens, aluminum alloy housing with a 1ft heavy-duty cord. Operating Voltage: 12V-24V DC (10-30Volts) Beam Type: Spot beam 30°, flood beam 60°

Order Number:

W0504500: 15 Watts, White High Intensity LED Heavy-Duty Work light with Black Painted Aluminum Alloy Housing, Spot Beam, **1200 Lumen**** Output.<1.25 Amps (tested at 12.8V)

W0504510: 15 Watts, White High Intensity LED Heavy-Duty Work light with Black Painted Aluminum Alloy Housing, Flood Beam, **1200 Lumen**** Output.<1.25 Amps (tested at 12.8V)

W0904520: Par36 27 Watts, White High Intensity LED Heavy-Duty Work light with Black Painted Aluminum Alloy Housing, Spot Beam, **2150 Lumen**** Output.<2.25 Amps (tested at 12.8V)

W0904530: Par36 27 Watts, White High Intensity LED Heavy-Duty Work light with Black Painted Aluminum Alloy Housing, Flood Beam, **2150 Lumen**** Output. <2.25 Amps (tested at 12.8V)



5.8" Oval High Intensity Aluminum Alloy Housing Multi-Purpose LED Work Light

Specifications:

High intensity LED heavy-duty work light features a sealed, water-resistant (IP67 rated), PC* lens, aluminum alloy housing with 1ft heavy-duty cord.

Operating Voltage: 12V-24V DC (10-30Volts)

Operating Current: <2.25 Amps (tested at 12.8V) **2400 Lumen**

Operating Temperature-40C°- 85C°

Beam Type: Spot beam 30°, flood beam 60°

Order Number:

W0905500: 27 Watts, White High Intensity LED Heavy-Duty Work light with Black Painted Aluminum Alloy Housing, Spot Beam, **2400 Lumen**** Output.

W0905510: 27 Watts, White High Intensity LED Heavy-Duty Work light with Black Painted Aluminum Alloy Housing, Flood Beam, **2400 Lumen**** Output.



5.5" Round High Intensity Aluminum Alloy Housing Multi-Purpose LED Work Light

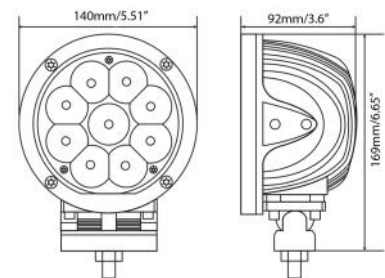
Specifications:

High intensity LED heavy-duty work light features a sealed, water-resistant (IP67 rated), PC* lens, aluminum alloy housing with a 1ft heavy-duty cord.

Operating Voltage: 12V-24V DC (10-30Volts)

Operating Temperature-40C°- 85C°

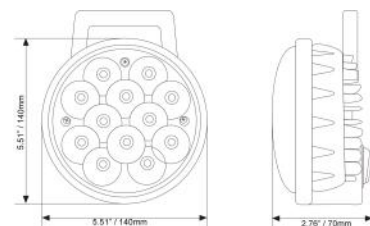
Beam Distance: 10° Spot beam 400m L X 10m W, flood Beam 50m L X 20m W



Order Number:

W0905520: 45 Watts, White High Intensity LED Heavy-Duty Work light with Black Painted Aluminum Alloy Housing, Spot Beam, **3800 Lumen**** Output. <3.75 Amps (tested at 12.8V)

W0905530: 45Watts, White High Intensity LED Heavy-Duty Work light with Black Painted Aluminum Alloy Housing, Flood Beam, **3800 Lumen**** Output. <3.75 Amps (tested at 12.8V)



Order Number:

W1205520: 36 Watts, White High Intensity LED Heavy-Duty Work light with Black Painted Aluminum Alloy Housing with on/off switch, handle bar included, Spot Beam, **2600 Lumen**** Output. <3.00 Amps (tested at 12.8V)



**Listed maximum lumen output is based on individual LED lab test results. Actual lumen output may vary.

7" Round High Intensity Aluminum Alloy Housing Multi-Purpose LED Work Light

Specifications:

Ultrahigh intensity LED heavy-duty work light features a sealed, water-resistant (IP67 rated), tempered glass lens, aluminum alloy housing with a 1ft heavy-duty cord.

Operating Voltage: 12V-24V DC (10-30Volts)

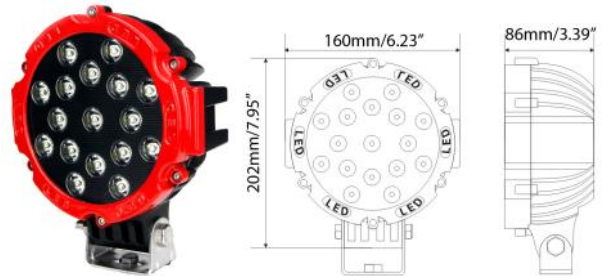
Operating Current: <3.80 Amps (tested at 12.8V)

Operating Temperature-40C°- 85C°

Beam Type: Spot beam 30°

Order Number:

W1707500: 7" Round, White Ultra High Intensity LED Heavy-Duty Work light with Black Painted Aluminum Alloy Housing, Spot Beam, 3700 Lumen** Output. Handlebar not Included.



5" Square High Intensity Aluminum Alloy Housing Multi-Purpose LED Work Light

Specifications:

High intensity LED heavy-duty work light features a sealed, water-resistant (IP67 rated), PC* lens, aluminum alloy housing with a 1ft heavy-duty cord.

Operating Voltage: 12V-24V DC (10-30Volts)

Operating Current: <4.00 Amps (tested at 12.8V) 3800Lumen

Operating Temperature-40C°- 85C°

Beam Type: Spot beam 30°, flood beam 60°

Order Number:

W1605500: 48 Watts, White High Intensity LED Heavy-Duty Work light with Black Painted Aluminum Alloy Housing, Spot Beam, 3800 Lumen** Output.

W1605510: 48 Watts, White High Intensity LED Heavy-Duty Work light with Black Painted Aluminum Alloy Housing, Flood Beam, 3800 Lumen** Output.



Multi-Purpose Rechargeable LED Work Light

Specifications:

High intensity LED heavy-duty work light. Features a sealed, water-resistant (IP67 rated) 30 Watts consumption. Package includes 12V cig-plug charger wire and 110 V-240V AC charger. Up to 8 hour use time(actual working time may vary based on work environment, battery age).

Operating Voltage:12VDC (10-14Volts). Operating temperature: -35C°- 45C°, Beam Type: flood beam.

Features:

Designed for commercial or personal use. Built-in stand rack allows the light to work at any angle. Light functions as steady-burn full light output.

Order Part Number:

W3010510:

RECHARGEABLE WORK LIGHT, FLOOD BEAM, 30 WATTS, CIG PLUG 12VDC CHARGE AND 110V-240V AC CHARGER.



High Power Round Shape Multi-Purpose LED Work Light

Specifications:

Ultrahigh intensity heavy-duty LED light. Features a sealed, water-resistant (IP67 rated), PC* lens, aluminum alloy housing with a 1ft heavy-duty cord.

Operating Voltage: 12V-24V DC (10-30Volts)

Operating Temperature-40C°- 85C°

Beam Type: Spot beam 30°, flood beam 60°

Order Number:

W0405500: 40 Watts, 5" Round White Ultrahigh Intensity LED Heavy-Duty Work light with Black Painted Aluminum Alloy Housing, Spot Beam, **3500 Lumen**** Output.

W0405510: 40 Watts, 5" Round White Ultrahigh Intensity LED Heavy-Duty Work light with Black Painted Aluminum Alloy Housing, Flood Beam, **3500 Lumen**** Output.

W0706500: 70 Watts, 6" Round White Ultrahigh Intensity LED Heavy-Duty Work light with Black Painted Aluminum Alloy Housing, Spot Beam, **7000 Lumen**** Output.

W0706510: 70 Watts, 6" Round White Ultrahigh Intensity LED Heavy-Duty Work light with Black Painted Aluminum Alloy Housing, Flood Beam, **7000 Lumen**** Output.



NEW GENERATION LED WORK WITH AMBER FLASH WARNING LIGHT

THIS ROBUST LIGHT FEATURES A SOLID DIE-CASTING ALUMINUM BASE FOR EXCELLENT HEAT DISSIPATION. A SPECIAL COATING TECHNIQUE PROVIDES EXTRA-LONG SALT SPRAY RESISTENCE. THE HOUSING IS EQUIPPED WITH A BREATHABLE VALVE AND USES TOUGH UV-RESISTENT PC LENS AND 304 STAINLESS STEEL SCREWS AND BRACKETS.

KEY FEATURES:

HIGH OUTPUT: 1700 LUMENS

VERSATILE FLASH PATTERN: 19 PATTERN WITH SIMULTANEOUS OR ALTERNATING MODE FOR MULTI-UNITS SETUP

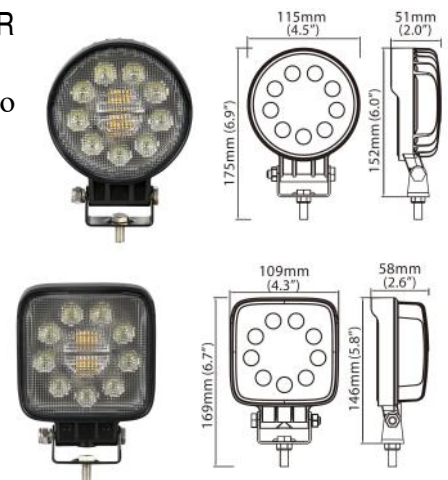
EXTREME DURABILITY: IP67 & IP69K RATINGS FOR DUST AND WATER RESISTANCE.

WIDE TEMPERATURE RANGE: OPERATES FROM -30°C to +60°C (-22° to 140°F)

Order part number

W1104500: 4" ROUND, LED WORK LIGHT, PC LENS, STAINLESS STEEL MOUNTING BRACKET, 1700LM, ONE FOOT CABLE WIRE OPEN END, 12VDC-24VDC

W1104510: 4" SQUARE, LED WORK LIGHT, PC LENS, STAINLESS STEEL MOUNTING BRACKET, 1700LM, ONE FOOT CABLE WIRE OPEN END, 12VDC-24VDC



ELECTOPTO® Heavy-Duty Truck Red STT & Amber Signal Light

- Convex optical lens technology provides light output at all angles
- Entire lens illuminates, unlike regular LED dot look
- Sonic welded optical lens to housing, weather-pack wire harness
- Potted circuitry and a lifetime warranty makes this the best possible



Elite Series 4" Round LED Red STT/Amber Turn Light and Light Kit

Order Number

T1901120: Elite Series Amber 4" Round Turn Signal Light, CONVEX LENS

T1901125: Elite Series Amber 4" Round Turn Signal Light, CONVEX LENS, 8" Wire harness, PVC Grommet
8" Wire Harness, PVC Grommet

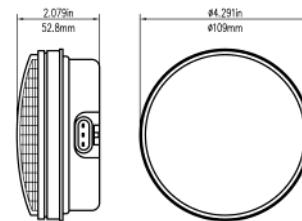
T1901126: Elite Series Amber 4" Round STT Signal Light, CONVEX LENS, 8" Wire Harness, Stainless Flange Ring
8" Wire Harness, Stainless Flange Ring

T1901320: Elite Series Red 4" Round STT Signal Light, CONVEX LENS

T1901325: Elite Series Red 4" Round STT Signal Light, CONVEX LENS, 8" Wire Harness, PVC Grommet

T1901326: Elite Series Red 4" Round STT Signal Light, CONVEX LENS, 8" Wire Harness, Stainless Flange Ring

T1910053: 4" Round Stainless Snap-in Ring



Elite Series 6" Oval LED Red STT/Amber Turn Light and Light Kit

Order Number

T1903120: Elite Series Amber 6" Oval Signal Light, CONVEX LENS

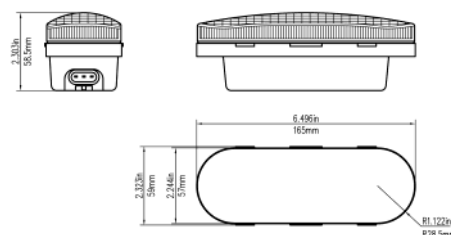
T1903125: Elite Series Amber 6" Oval Signal Light, CONVEX LENS, 8" Wire Harness, Rubber Grommet

T1903126: Elite Series Amber 6" Oval Signal Light, CONVEX LENS, 8" Wire Harness, Stainless Flange Ring

T1903320: Elite Series Red 6" Oval Signal Light, CONVEX LENS

T1903325: Elite Series Red 6" Oval Signal Light, CONVEX LENS, 8" Wire Harness, Rubber Grommet


T1903326: Elite Series Red 6" Oval Signal Light, CONVEX LENS, 8" Wire Harness, Stainless Flange Ring



4" Round LED Red STT/Amber Turn Light Head (Series 40)

Order Number

- T1901100:** 12V, Amber Turn Light Head
- T1901104:** 12V, Amber Turn Light Head and Harness
- T1901181:** 12V-24V, Amber Turn Light Head
- T1901182:** 12V-24V, Amber Turn Light Head Harness
- T1901300:** 12V, Red, STT Light Head
- T1901304:** 12V, Red, STT Light Head and Harness
- T1901381:** 12V-24V, Red, STT Light Head
- T1901382:** 12V-24V, Red, STT Light Head and Harness



4" Round LED Red STT/Amber Turn Light Kit (Series 40)

Kit includes: one 4" round LED light head, heavy-duty oil resistant rubber grommet and weatherproof harness.

Order Number

- T1901105:** 12V, Amber Turn Light, PVC Grommet and Harness
- T1901184:** 12V-24V, Amber Turn Light, PVC Grommet and Harness
- T1901305:** 12V, Red, STT Light, PVC Grommet and Harness.
- T1901384:** 12V-24V, Red, STT Light, PVC Grommet and Harness
- T1901481:** 12V-24V, Green Color LED, Accessory and Signal Light , PVC Grommet and Harness



4" LED Red STT/Amber Turn Light Kit (Series 40)

Kit includes: one 4" round LED light head, anti-theft stainless flange ring and weatherproof harness.

Order Number

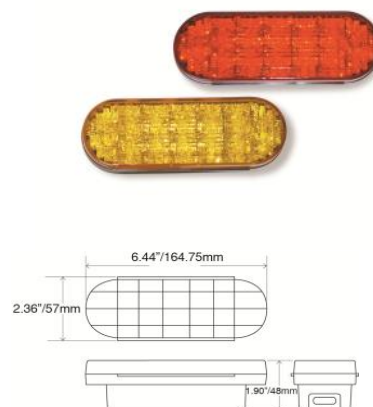
- T1901106:** 12V, Amber Turn Light, Stainless Flange Ring and Harness
- T1901186:** 12V-24V, Amber Turn Light, Stainless Flange Ring and Harness
- T1901306:** 12V, Red STT Light, Stainless Flange Ring and Harness
- T1901386:** 12V-24V, Red STT Light, Stainless Flange Ring and Harness



6" Oval LED Red STT/Amber Turn Light Head (Series 60)

Order Number

- T1903100:** 12V, Amber Turn Light Head
- T1903110:** 12V, Amber LED, Clear Lens, Turn Light Head
- T1903181:** 12V-24V, Amber Turn Light Head
- T1903300:** 12V, Red STT Light Head
- T1903310:** 12V, Red LED, Clear Lens STT Light Head
- T1903381:** 12V-24V, Red STT Light Head



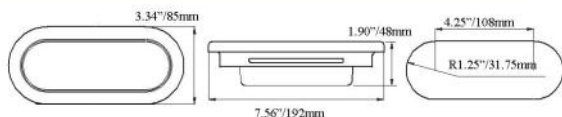
6" Oval LED Red STT/Amber Turn Light Kit (Series 60)

Kit includes: one 6" oval LED light head, heavy-duty PVC grommet and weatherproof harness.



Order Number

- T1903104:** 12V, Amber Turn Light and Harness
- T1903105:** 12V, Amber Turn Light, PVC Grommet and Harness
- T1903175:** 12V-24V, Amber Turn Light, PVC Grommet and Harness
- T1903304:** 12V, Red STT Light and Harness
- T1903305:** 12V, Red STT Light, PVC Grommet and Harness
- T1903375:** 12V-24V, Red STT Light, PVC Grommet and Harness

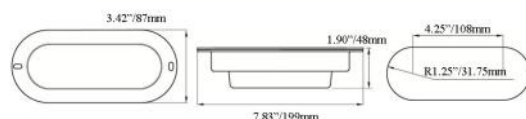


6" Oval LED Red STT/Amber Turn Light Kit (Series 60)

Kit includes: one 6" oval LED light head, anti-theft stainless flange ring and weatherproof harness.

Order Number

- T1903106:** 12V, Amber Turn Light, Stainless Flange Ring and Harness
- T1903176:** 12V-24V, Amber Turn Light, Stainless Flange Ring and Harness
- T1903306:** 12V, Red STT Light, Stainless Flange Ring and Harness
- T1903376:** 12V-24V, Red STT Light, Stainless Flange Ring and Harness



4" Round and 6" Oval LED White Backup Light Head (Series 40 and 60)

Order Number

T1901590: 12V-24V, 4" Round White Backup Light Head

T1903590: 12V-24V, 6" Oval White Backup Light Head

T1903520: 12V-24V, 6" Oval White Backup Light Head, CONVEX LENS



4" Round and 6" Oval LED White Backup Light Kit (Series 40 and 60)



Order Number

T1901595: 12V-24V, 4" Round, White Backup Light, PVC Grommet and Harness

T1903595: 12V-24V, 6" Oval, White Backup Light, PVC Grommet and Harness

T1903525: 12V-24V, 6" Oval, White Backup Light, CONVEX LENS, PVC Grommet and Harness

4" Round and 6" Oval LED White Backup Light Kit (Series 40 and 60)

Order Number

T1901596: 12V-24V, 4" Round, White Backup light, Stainless Flange Ring and Harness

T1903596: 12V-24V, 6" Oval, White Backup light, Stainless Flange Ring and Harness

T1903526: 12V-24V, 6" Oval, White Backup light, CONVEX LENS, Stainless Flange Ring and Harness



4" Round "CLEAR LENS SERIES" LED Red STT/Amber Turn Light

Order Number

T1901110: 12V, Clear Lens, Amber, Turn Light Head

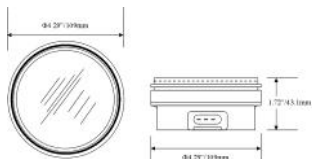
T1901115: 12V, Clear Lens, Amber, Turn Light, PVC Grommet and Harness

T1901116: 12V, Clear Lens, Amber, Turn Light, Stainless Flange Ring and Harness

T1901310: 12V, Clear Lens, Red, STT Light Head

T1901315: 12V, Clear Lens, Red, STT Light, PVC Grommet and Harness

T1901316: 12V, Clear Lens, Red, STT Light, Stainless Flange Ring and Harness



6" Oval "CLEAR LENS SERIES" LED Red STT/Amber Turn Light

Order Number

T1903110: 12V, Clear Lens, Amber, Turn Light Head

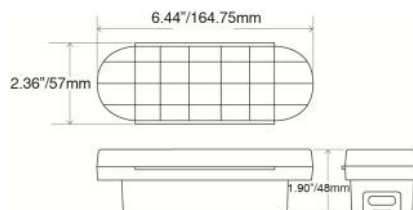
T1903115: 12V, Clear Lens, Amber, Turn Light, PVC Grommet and Harness

T1903116: 12V, Clear Lens, Amber, Turn Light, Stainless Flange Ring and Harness

T1903310: 12V, Clear Lens, Red, STT Light Head

T1903315: 12V, Clear Lens, Red, STT Light, PVC Grommet and Harness

T1903316: 12V, Clear Lens, Red, STT Light, Stainless Flange Ring and Harness



6" Oval Slim LED STT/ Turning & Combination Back Up Light

Order Number

T1606100: 12V, Amber, LED Turn Light Head

T1606105: 12V, Amber, LED Turn Light, PVC Grommet and Harness

T1606106: 12V, Amber, Turn Light, Stainless Flange Ring and Harness

T1606300: 12V, Red, LED STT Light Head

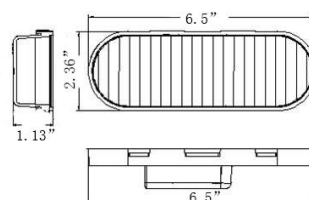
T1606305: 12V, Red, LED STT Light, PVC Grommet and Harness

T1606306: 12V, Red, LED STT Light, Stainless Flange Ring and Harness

T1606350: 12V, Red, LED STT & White Back Up Combination Light Head.

T1606355: 12V, Red, LED STT & White Back Up Combination Light, PVC Grommet and Harness

T1606306: 12V, Red, LED STT & White Back Up Combination Light, Stainless Flange Ring and Harness



3" x 5" Rectangular LED Red STT/Amber Turn Light Head (Series 45)

Designed for either Horizontal or Vertical Mounting

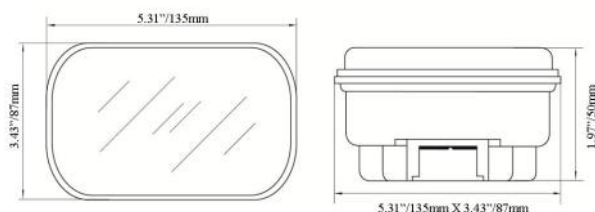
Order Number

T2405100: 12V, Amber Turn Light Head

T2405110: 12V-24V, Amber Turn Light Head

T2405300: 12V, Red STT Light Head

T2405310: 12V-24V, Red STT Light Head



3"x 5" Rectangular LED Red STT/Amber Turn Light Kit (Series 45)

Kit includes: one 3"x 5" LED light head, heavy-duty oil resistant rubber grommet and weatherproof harness.

Order Number

T2405105: 12V, Amber Turn Light, PVC Grommet and Harness

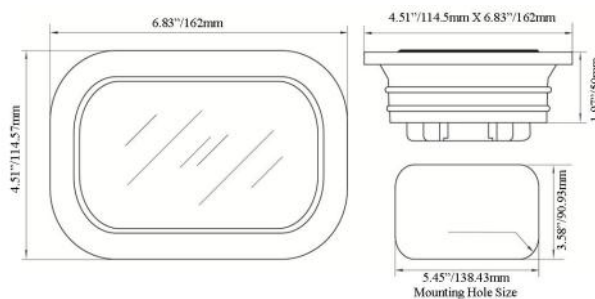
T2405115: 12V-24V, Amber Turn Light, PVC Grommet and Harness

T2405305: 12V, Red STT Light, PVC Grommet and Harness

T2405315: 12V-24V, Red STT Light, PVC Grommet and Harness

T2410002: 3X5-MG: 3"x5" MOUNTING PVC GROMMET

T2410004: AWC-3W-MC-PC; THREE WIRE ADAPTER WITH WEATHER APP MALE CONNECTOR



4" Slim Line Digital LED Side Marker Light

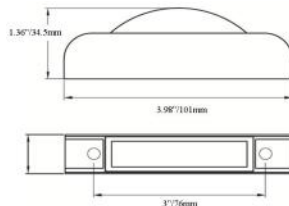
Order Number

T0305100: 12V Amber, Marker Light

T0305300: 12V Red, Marker Light

T0305101: 12V Amber, Marker Light, Wire Harness

T0305301: 12V Red, Marker Light, Wire Harness



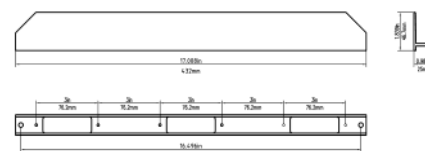
4" Slim Line ID Bar



Order Number

T0305110: Aluminum Bar with 12V 4" Slim Line Amber, Marker Light

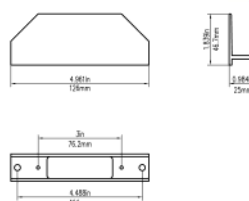
T0305310: Aluminum Bar with 12V 4" Slim Line Red, Marker Light



Armor Bracket for 4" Slim Line Marker Light

Order Number

T0305020: Signal Aluminum Protection Bar for 4" Slim Line Side Marker. (Light sold separately)



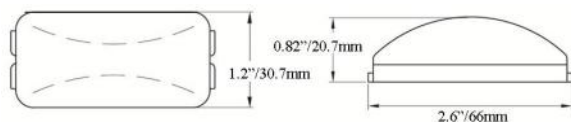
2 1/2" Rectangle LED Side Marker, High Mount Stop Lights (Series 15)

Order Number

T0306100: 12V Amber, Marker Light

T0306300: 12V Red, Marker Light

T0406300: 12V. Center High Mount Clearance and Stop Lamp



2" Round Multi-Diode Digital LED Side Marker Light (Series 30)

Order Number

T0301140: 12V Amber, Multi-Diode Light Head

T0301141: 12V Amber, Multi-Diode Marker Light, PVC Grommet and Harness

T0301340: 12V Red, Multi-Diode Light Head



2" Round I LED Side Marker Light (Series 30)

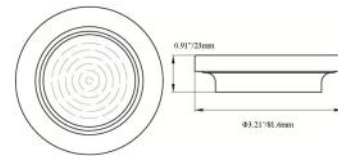
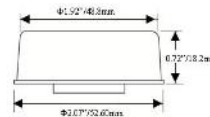
Order Number

T0301100: 12V, Amber, Light Head

T0301300: 12V, Red, Light Head

T0301101: 12V Amber, Marker Light, PVC Grommet and Harness

T0301301: 12V Red, Marker Light, PVC Grommet and Harness



2 1/2" Round Multi-Diode LED Side Marker Light (Series 10)

Order Number

T0302140: 12V Amber, Multi-Diode Light Head

T0302141: 12V Amber, Multi-Diode Marker Light, 2.91" PVC Grommet and Harness

T0302340: 12V Red, Multi-Diode Light Head

T0302341: 12V Red, Multi-Diode Marker Light, 2.91" PVC Grommet and Harness



2 1/2" Round Digital LED Side Marker Light (Series 10)

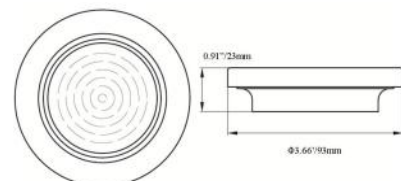
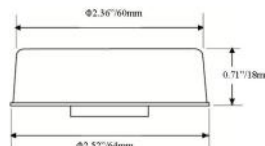
Order Number

T0302100: 12V, Amber, Light Head

T0302300: 12V, Red, Light Head

T0302101: 12V Amber, Marker Light, PVC Grommet and Harness

T0302301: 12V Red, Marker Light, PVC Grommet and Harness



3/4" Round Visual Splendor Side Marker & Center High Mount Stop

New 3/4" round that meets or exceeds SAE specifications for high mount lamp. Dual function clearance and stop lamps. Designed to fit applications requiring minimal space.

Order Number

T0201310: 3/4" round, Center High Mount Clearance Marker and Stop Lamp, 12VDC, open end wire.

T0201311: 3/4" round, Center High Mount Clearance Marker and Stop Lamp, 12VDC, with 8" wire bullet head connector, stainless steel cover ring.

T0201312: 3/4" round, Center High Mount Clearance Marker and Stop Lamp, 12VDC, Clear lens, with 8" wire bullet head connector, stainless steel cover ring.

T0201100: 3/4" round, Amber color marker light, 12VDC, PVC grommet with 8" wire open end

T0201101: 3/4" round, Amber color marker light, 12VDC, PVC grommet with 8" wire bullet head connector, stainless steel cover ring.

T0201102: 3/4" round, Clear Lens, Amber color marker light, 12VDC, PVC grommet with 8" wire bullet head connector, stainless steel cover ring.

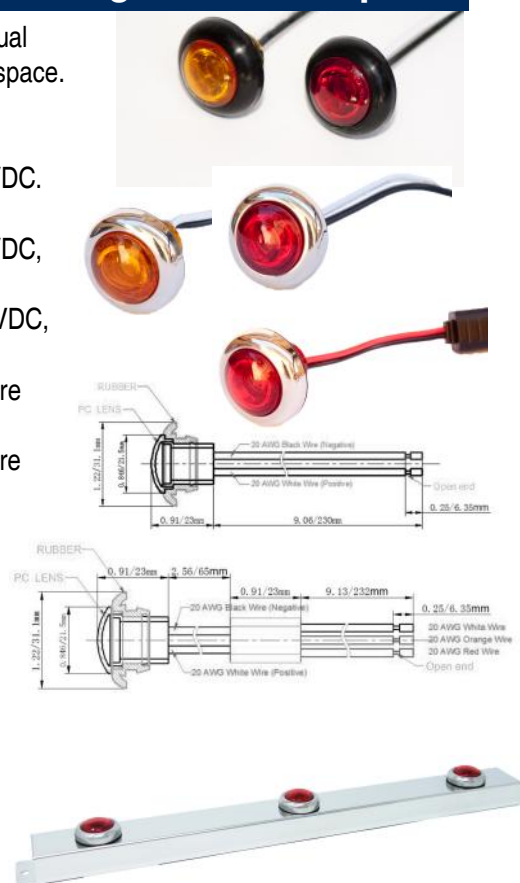
T0201300: 3/4" round, Red color marker light, 12VDC, PVC grommet with 8" wire open end

T0201301: 3/4" round, Red color marker light, 12VDC, PVC grommet with 8" wire bullet head connector, stainless steel cover ring.

T0201302: 3/4" round, Clear lens, Red color marker light, PVC grommet with 8" wire bullet head connector, stainless steel cover ring.

T0210002: High mount stainless steel ID Bar with three 3/4" high mount stop light.

T0210003: High mount three light connecting wire.



5" OVAL TRAILER INTERIOR LIGHT

Features a sealed, water-resistant PC lens, heavy-duty aluminum base. Designed for interior lighting of trucks, trailers, toolboxes, etc.

Operating Voltage: 12V –24 V DC.

8" open end hard wire.


Infrared automatic switch on/off.

Order Number:

T1205500: 5" oval, vehicle switch on/off control, 8" open end wire 12V-24V DC.

T1205510: 5" oval, infrared automatic switch on/off control, 8" open end wire 12V-24V DC.

T1205520: 5" oval, built-in switch on/off control, 8" open end wire 12V-24V DC.



LED TRAILER INTERNAL COVE DOME LIGHT

NEW

Our brightest LED trailer cove dome light functions as an dome light for truck trailer internal use. Hardwired design IP68-rated molded seal resists dust, moisture and vapors. Easy and versatile surface screw mounting on any vertical or horizontal surface. Available in 6", 12" and 18" lengths. Multi-volt design is compatible with both 12V and 24V systems. Accessory cove molding facilitates easy wiring for retrofits.

Specification:

Sealed PC lens , water resistant IP 68 rated, 6" hardwired with bullet connector and O- ring connector ground wire. 4 screw mounting kit included.

Operating voltage:12V-24VDC

Operating temperature-40C°- 85C°

Order part number

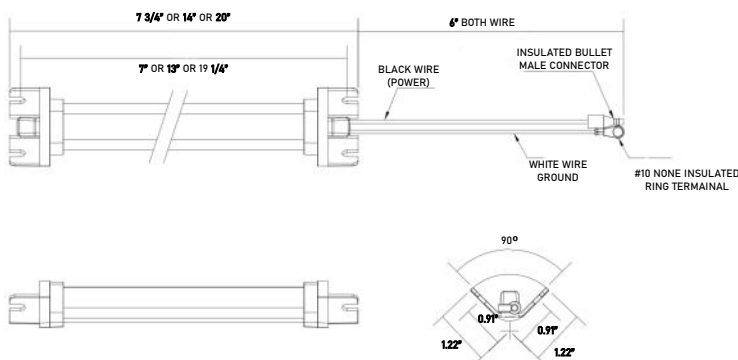
T0406500: 6" length cove truck trailer dome light, 12V-24VDC.



T0812500: 12" length cove truck trailer dome light. 12V-24VDC.



T1218500: 18" length cove truck trailer dome light. separate), 12V-24VDC.



Accessories

2" & 2 1/2" Round Heavy-Duty Flush Mount PVC Grommet

Order Number

T0310011: 2 1/2" Round, ø2.91" Mounting Grommet

T0310013: 2" Round, ø2.46" Mounting Grommet



4" Round Heavy-Duty PVC Grommet



Order Number

T1910011: 4" Round PVC Grommet

6" Oval Heavy-Duty PVC Grommet

Order Number

T1910013: 6" Oval PVC Grommet



6" Oval Anti-Theft Stainless Steel Flange Ring



Order Number

T1910060: 6" Oval Stainless Steel Ring

Accessories

AWC-Weatherproof Harness

Order Number

T1910040



Weatherproof Flashing Delay Harness



Order Number

T1910042 PL3 with Weather PAK

T1910044 PL3 with Standard 3 PIN

WPC-Weatherproof Connector With Three 8" Wire 1/4" Open End

Order Number

T1910020



Order Number

T1910030



Order Number

T2410004



Order Number

T0310000



Order Number

T1910046 connecting LED
STT light with incandescent
back up light



Order Number

T1910056 connecting LED
STT light & back up light



PROSTAR® STOP/TURN TAIL LIGHTS



PROSTAR® 4" Round Heavy-Duty Truck STT Light

Features a sealed, water-resistant PC lens. Meets latest FMVSS 108, DOT and SAE standards. Operating Voltage: 12V DC.

Order Number:

R0704100: 4" round, amber LED, turn signal light head only, 12V DC. PL3 connector harness & grommet are not included.

R0704110: 4" round, amber LED, clear lens turn signal light head, 12V DC. PL3 connector harness & grommet are not included.

R0704310: 4" round, red LED, clear lens stop/turn signal light head, 12VDC. PL3 connector harness & grommet are not included.

R4004500: 4" round, white LED, backup signal light head, 12VDC. PL3 connector harness & grommet are not included.



PROSTAR® 6" Oval Heavy-Duty Truck STT Light

R1006100: 6" oval, amber LED, turn signal light, PL3 connector, 12V DC. PL3 connector harness & grommet are not included.

R1006110: 6" oval, amber LED, clear lens turn signal light, PL3 connector, 12V DC. PL3 connector harness & grommet are not included.

R1006300: 6" oval, red LED, stop/turn signal light, PL3 connector, 12V DC. PL3 connector harness & grommet are not included.

R1006310: 6" oval, red LED, clear lens stop/turn signal light, PL3 connect included. tor, 12V DC. PL3 connector harness & grommet are not included.



PROSTAR® 3X5" Rectangular Heavy-Duty Truck STT Light

Features a sealed, water-resistant PC lens. Meets latest FMVSS 108, DOT and SAE standards. Operating Voltage: 12V DC.

Order Number:

R1205100: 3X5" rectangular, amber LED, turn signal light, PL3 connector, 12V DC. PL3 connector harness & grommet are not included.

R1205110: 3X5" rectangular, amber LED, clear lens turn signal light, PL3 connector, 12V DC. PL3 connector harness & grommet are included.

R1205300: 3X5" rectangular, red LED, stop/turn signal light, PL3 connector, 12V DC. PL3 connector harness & grommet are not included.

R1205310: 3X5" rectangular, red LED, clear lens stop/turn signal light, PL3 connector, 12V DC. PL3 connector harness & grommet are included.

R1205500: 3X5" rectangular, white LED, backup light, PL3 connector, 12V DC. PL3 connector harness & grommet are not included.

R1205510: 3X5" rectangular, full clear lens white LED, backup light, PL3 connector, 12V DC. PL3 connector harness & grommet are included.



PROSTAR® 6" Rectangular Marker & Center High Mount STT Light

Features a sealed, water-resistant PC lens. Meets latest FMVSS 108, DOT and SAE standards. Operating Voltage: 12V DC. 8" open end hard wire.

Order Number:

R0406300: 6" rectangular, red LED, marker & STT signal light, 12V DC.



PROSTAR® 6" oval heavy-duty truck signal light

Features a sealed, water-resistant PC lens. Meets latest FMVSS 108, DOT and SAE standards. Operating Voltage: 12V DC.

Order Number:

R0606100: 6" oval, amber LED, turn signal light, PL3 connector, 12V DC.

R0606300: 6" oval, red LED, STT signal light, PL3 connector, 12V DC.



PROSTAR® 6" super slim surface mounting truck signal light

Features a sealed, water-resistant, PC lens. Meets latest FMVSS 108, DOT and SAE standards. Operating Voltage: 12V DC.

Order Number:

R1006120: amber LED, surface mount turn signal light with chrome plate bezel. 12V DC.

R1006320: red LED, surface mount stop/turn signal light with chrome plate bezel. 12V DC.



PROSTAR® double face heavy-duty truck signal light

Features a sealed, water-resistant, PC lens. Meets latest FMVSS 108, DOT and SAE standards. Operating Voltage: 12V DC.

Order Number:

R8004610: Amber/Red double face turning, marker signal light, left side, hard-wired, 12V DC.

R8004620: Amber/Red double face turning, marker signal light, right side, hard-wired, 12V DC.



PROSTAR® 3/4" mini LED clearance/marker light

Features a sealed, water-resistant, PC lens. Meets latest FMVSS 108, DOT and SAE standards. P2, PC rated. Operating Voltage: 12V DC.

Order Number:

R0101100: Amber LED, clearance/marker light hard-wired, 12V DC.

R0101300: Red LED, clearance/marker light hard-wired, 12V DC.



PROSTAR® 15" heavy-duty truck signal light

Features a sealed, water-resistant, PC lens. Meets latest FMVSS 108, DOT and SAE standards. Operating Voltage: 12V DC.

Order Number:

R1108300: 15" red LED, STT signal light, high mount stop signal light, hard-wired, 12V DC.



PROSTAR® 16" Slim Line Heavy-Duty Truck STT Light

Features a sealed, water-resistant slim bar, PC with reflective lens. Meets latest FMVSS 108, DOT and SAE standards. Operating Voltage: 12V DC. 8" open end hard wire.


Order Number:

R1116300: 16" slim line, red LED, STT signal light, 12V DC.

R1116301: 16" slim line, red LED, STT signal light, 12V DC, w/chrome bezel.

R1116310: 16" slim line, red LED, STT signal light, 12V DC.

R1116311: 16" slim line, red LED, clear lens STT signal light, 12V DC, w/chrome bezel.



PROSTAR® 1.5" Round Marker Light

Features a sealed, water-resistant PC lens. Meets latest FMVSS 108, DOT and SAE standards. Operating Voltage: PC P2 12V DC.

8" wire with Bullet connector.

Order Number:

R0615100: 1.5" RND, amber LED, marker light, 12V DC.

R0615110: 1.5" RND, amber LED, clear lens STT signal light, 12V DC.

R0615300: 1.5" RND, red LED, STT signal light, 12V DC.

R0615300: 1.5" RND, red LED, clear lens STT signal light, 12V DC.





ALT ENTERPRISES
ADVANCED LED TECHNOLOGY

Emergency Lights For Tow & Recovery



TOWMAN® 36", 48" & 60" Pilot Car Slim Warning Light Bar

The work truck slim warning light bar functions as an EMERGENCY WARNING light for DOT work trucks, utility work trucks, tow truck and other emergency vehicles. SAE & DOT Class 1, ECE R65 and ECE R10 approval for primary emergency warning use.

Specification:

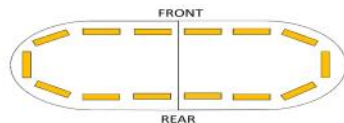
Sealed PC lens, aluminum base, water resistant, 9 inch wide, with built-in self-contained 13 flash patterns, Fast select left or right arrow on/off, 17 ft cable hard wire connecting or built-in internal dashboard control switch. Vehicle back rack "U" shape mounting bracket included. (Vehicle cab roof mounting kits purchase separately). Operating voltage: 12V-24VDC

Operating voltage: 12V-24V DC

Operating temperature: -40C°- 85C°



(36", 48" or 60") L X 9" W x 2.5" H

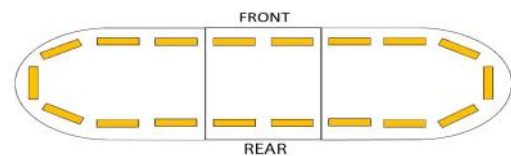


Order Part Number:

F1436100: 36" length, amber color, 14 ultra bright light module to front and back, 14 flash patterns including right/left/center arrow flash pattern. 17 ft cable open end for hard wire connecting or use built in switch, U shape mounting bracket 12V-24VDC.

Order Part Number:

F1848100: 48" length, amber color, 18 ultra bright light module to front and back, 14 flash patterns including right/left/center arrow flash pattern. 17 ft cable open end for hard wire connecting or use built in switch, U shape mounting bracket 12V-24VDC.

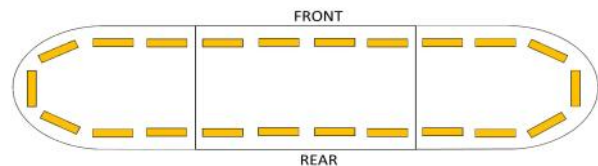


Order Part Number:

F1848150: 48" length, amber/white color, 18 ultra bright light module to front and back, 14 flash patterns including right/left/center arrow flash pattern. 17 ft cable open end for hard wire connecting or use built in switch, U shape mounting bracket. 12V-24VDC.

Order Part Number:

F2260110: 60" length, amber color, 22 ultra bright light module to front and back, 14 flash patterns including right/left/center arrow flash pattern. 17 foot cable open end for hard wire connecting or use built in switch, U shape mounting bracket. 12V-24VDC.



Order Part Number:

F1848001: Vehicle cab roof mounting kits.



F2260002: 2.5" rise high mount "U" shape mounting bracket. Stainless steel with black paint, a pair per pack, mounting screw set included.

COMPATIBLE MOUNTING SCREW SIZE: M8 / 5/16"

MOUNTING TRACK WIDTH: 86-92mm / 3.39-3.6"



TOWMAN'S HOOKER® 60" & 72" Slim Tow Truck Warning Light

NEW

The work truck slim warning light bar functions as an EMERGENCY WARNING light for DOT work trucks, utility work trucks, tow truck and other emergency vehicles. SAE & DOT Class 1, ECE R65 and ECE R10 approval for primary emergency warning use.

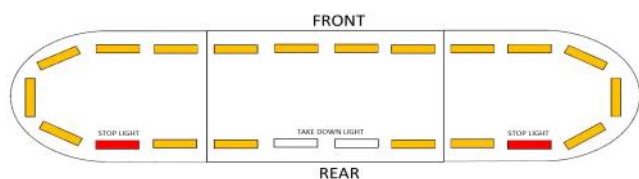
Specification:

Sealed PC lens, aluminum base, water resistant, 9 inch wide, with built-in self-contained 14 flash patterns, Fast select left or right arrow on/off, Amber dual color with second color or red STT light units, no black loophole during warning function active, 17 ft cable hard wire connecting for dashboard control switch. Built-in optional remote control ready. Vehicle back rack "U" shape mounting bracket included. (Vehicle cab roof mounting kits or 2.5" rise high mounting "U" shape bracket purchase separately).

Operating voltage: 12V -24V DC

Operating temperature: -40C°- 85C°

(60" & 72" in front of light bar size) L
X 9" W x 2.5" H

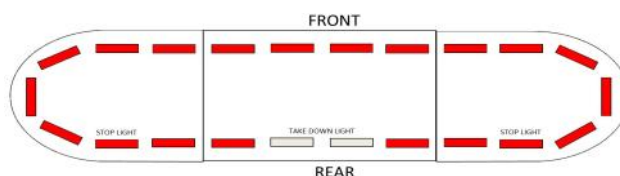


Order Part Number:

F2260100: 60" length tow truck warning light bar, amber color, 22 ultra bright light module to front and back, 14 flash patterns including right/left/center arrow flash pattern and rear side white take-down (work) light. Amber dual-color with red stop/turn/tail light function. 17 ft cable open end for hard wire connecting, U shape mounting bracket, remote control option ready. 12V-24VDC.

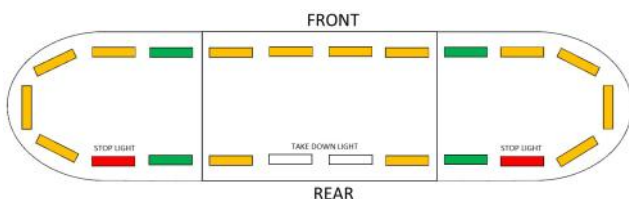
Order Part Number:

F2260300: 60" length truck warning light bar, red color, 22 ultra bright light module to front and back, 14 flash patterns including right/left/center arrow flash pattern and rear side white take-down (work) light. red stop/turn/tail light function, 17 ft cable open end for hard wire connecting, U shape mounting bracket. Built in remote control ready 12V-24VDC.

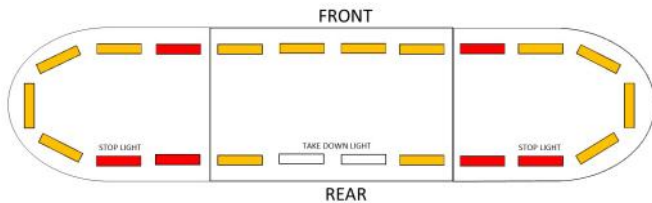


Order Part Number:

F2260140: 60" length truck warning light bar, primary amber dual-color with second green color option, 22 ultra bright light module to front and back, 14 flash patterns including right/left/center arrow flash pattern and rear side white take-down (work) light. Amber dual-color with red stop/turn/tail light function, 17 ft cable open end for hard wire connecting, U shape mounting bracket. Built in remote control ready 12V-24VDC.



TOWMANSHOOKER® 60" & 72" Slim Tow Truck Warning Light Bar

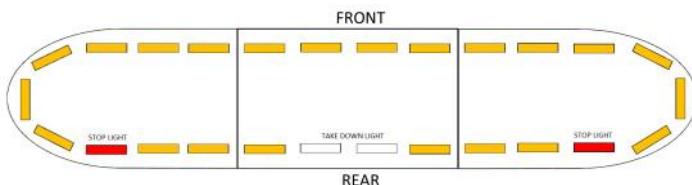
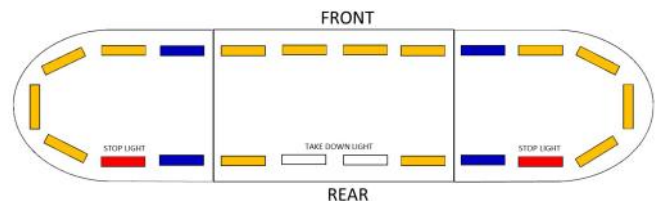


Order Part Number:

F2260130: 60" length truck warning light bar, primary amber dual-color with second red color option, 22 ultra bright light module to front and back, 14 flash patterns including right/left/center arrow flash pattern and rear side white take-down (work) light. Amber dual-color with red stop/turn/tail light function, 17 ft cable open end for hard wire connecting, U shape mounting bracket. Built in remote control ready 12V-24VDC.

Order Part Number:

F2260120: 60" length truck warning light bar, primary amber dual-color with second blue color option, 22 ultra bright light module to front and back, 14 flash patterns including right/left/center arrow flash pattern and rear side white take-down (work) light. Amber dual-color with red stop/turn/tail light function, 17 ft cable open end for hard wire connecting, U shape mounting bracket. Built in remote control ready 12V-24VDC.



Order Part Number:

F2672100: 72" length tow truck warning light bar, amber color, 26 ultra bright light module to front and back, 14 flash patterns including right/left/center arrow flash pattern and rear side white take-down (work) light. Amber dual-color with red stop/turn/tail light function, 17 ft cable open end for hard wire connecting, U shape mounting bracket, remote control option ready. 12V-24VDC.

Order Part Number:

F1848001: Vehicle cab roof mounting kits.

F2260002: 2.5" rise high mount "U" shape mounting bracket. Stainless steel, with black paint, a pair per pack, mounting screw set included.

COMPATIBLE MOUNTING SCREW SIZE: M8 / 5/16"

MOUNTING TRACK WIDTH: 86-92mm / 3.39-3.6"

F2260003: Remote controller for all remote ready slim bar. Operating with 4 X AAA battery (**USER prepare, not included**) or USB power input. LED function display & key back lighting.

F2260004: Re-Pairable remote controller for all **TOWMANSHOOKER™** remote ready slim bar (after date code 25300). Operating with 4 X AAA battery (**USER prepare, not included**) or USB power input. LED function display & key back lighting.



WARNRAY® LED BEACON LIGHT

NEW

Our brightest LED beacon light functions as an EMERGENCY WARNING light for DOT work trucks, utility work trucks, tow trucks and other emergency & working utility vehicles. SAE & DOT J845 Class 1, ECE R65 and ECE R10 approval for primary emergency warning use.

Specification:

Sealed PC lens, aluminum base, water resistant IP 66, 5inch diameter with built-in self-contained 7 flash patterns, 2 foot cable hard wire open end or 10 foot cable wire with cig-plug switch to control on/off and patterns. 3 bolts mount or 1 1/4" pole mount. Vehicle cab roof magnet mounting kits, mirror mounting bracket available to order separate as option.

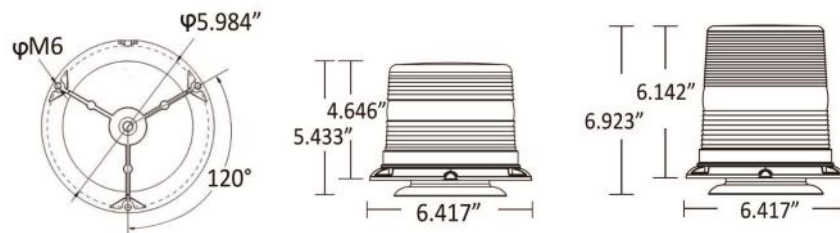
Operating voltage:12V-36VDC

Operating temperature-40C°- 85C°

Order part number

F4805100: 5" diameter X 4 3/4" low profile, ultra bright amber color LED with clear dome. 7 flash patterns, 10 foot cable with cig-plug switch to control on/off and patterns. Aluminum base design for 3 bolts mount and 1 1/4" pole mount. Option with magnet mounting kit (not included, purchase separate),12V-36VDC.

F4805120: come with amber color dome. With 6 inch wire lead.



F4805110: 5" diameter X 6 1/4" high profile, ultra bright amber color LED with clear dome. 7 flash patterns, 2 foot cable open end for hard wire. Aluminum base design for 3 bolts mount and 1 1/4" pole mount, Option with magnet mounting kit (not included, purchase separate) 12V-36VDC.



F4805001: 5" diameter X 4 3/4" amber color dome.

F4805002: 5" diameter X 6 1/4" amber color dome.

F4805003: Magnet mounting kit.

F4805004: Truck Mirror Mounting bracket.



ELECTOPTO® Traffic Commander

LED traffic command function as traffic adviser signal light for DOT work trucks, utility work trucks and other emergency vehicles. Class 1 light output for primary emergency warning light use.

Specification:

Aluminum Housing, IP67 Water resistant, internal built in 15 flash patterns controller, 16.4'/5M cable wire with display controller, Class 1 light output. Permanent mounting bracket included. Dual side mounting version available for sale.

Operating Voltage: 12V –24V DC, Reverse Polarity Protection, Auxiliary Control With Other Warning Light System. Operating Temperature –40°F/-40C°- 176°F/85C°.

Order Part Number:

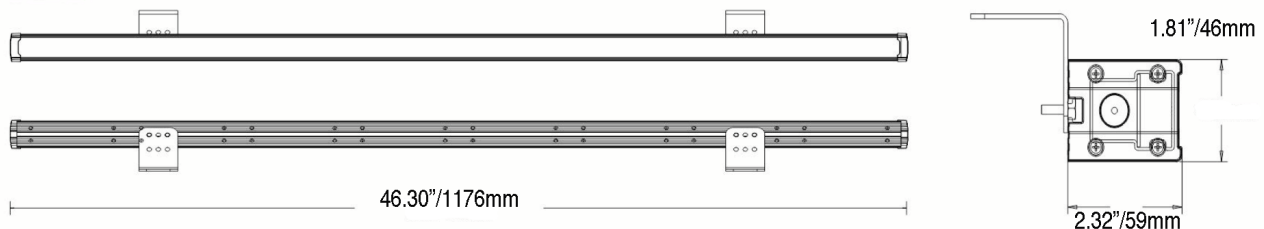
F6448100: 47 inch, Amber color LED, PC clear lens with aluminum housing, 15 flashing patterns, permanent mounting bracket. Display controller with 9' cable wire.

F6448120: Dual side mounting version.

F6448001: 16.4'/5M extension control cable wire



Size:



POWERAY® Emergency Warning LED Mini Bar

Low profile design LED light functions as EMERGENCY WARNING light for DOT work trucks, utility work trucks, and other emergency vehicles. Class 1 light output for primary emergency warning light use.

Specifications:

PC Housing, Water resistant, internal built-in 26 flash patterns controller, 9' cable wire with cig-plug. ON/OFF & pattern change switch, Class 1 light output. Magnetic/suction mounting to any metal surface and stainless steel permanent mounting bar included.

Operating Voltage: 12V – 24V DC

Operating temperature -40C° - 85C°

Order Part Number:

F2410100: Amber color LED, clear housing, 26 flash patterns. 12V-24VDC.

F2410140: Amber/Green color LED, clear housing, 26 flash patterns. 12V-24VDC.

F2410150: Amber/White color LED, clear housing, 26 flash patterns. 12V-24VDC.

F2410200: Blue color LED, clear housing, 26 flash patterns. 12V-24VDC.

F2410230: Red/Blue color LED, clear housing, 26 flash patterns. 12V-24VDC.

F2410300: Red color LED, clear housing, 26 flash patterns. 12V-24VDC.

F2410400: Green color LED, clear housing, 26 flash patterns. 12V-24VDC.

F2410450: Green/White color LED, clear housing, 26 flash patterns. 12V-24VDC.

F2410500: White color LED, clear housing, 26 flash patterns. 12V-24VDC.

F2410002: MINI BAR Magnetic/suction mounting kit.

F2410005: MINI BAR weather approval re-closeable fastener mounting kit for non-iron metal surface.



Emergency Warning LED 21 Inch Slim Bar

Low profile design LED light function as EMERGENCY WARNING light for DOT work trucks, utility work trucks and other emergency vehicles. Class 1 light output for primary emergency warning light use.

Specification:

PC Housing, Water resistant, internal built in 26 flash patterns controller, 9' cable wire with cig-plug ON/OFF & pattern change switch, Class 1 light output. Permanent mounting bracket included.

Optional magnetic/suction mounting kit and weather approval re-closable fastener mounting kit available and sale separate.

Order Part Number:

F7221100: Amber color LED, clear dome, 26 flashing patterns. Permanent mounting bracket built-in.

F7221150: Amber/White color LED, clear dome, 26 flashing patterns. Permanent mounting bracket built-in.

F7221200: Blue color LED, clear dome, 26 flashing patterns. Permanent mounting bracket built-in.

F7221230: Red/Blue color LED, clear dome, 26 flashing patterns. Permanent mounting bracket built-in.

F7221300: Red color LED, clear dome, 26 flashing patterns. Permanent mounting bracket built-in.

F7221350: Red/White color LED, clear dome, 26 flashing patterns. Permanent mounting bracket built-in.

F7221400: Green color LED, clear dome, 26 flashing patterns. Permanent mounting bracket built-in.

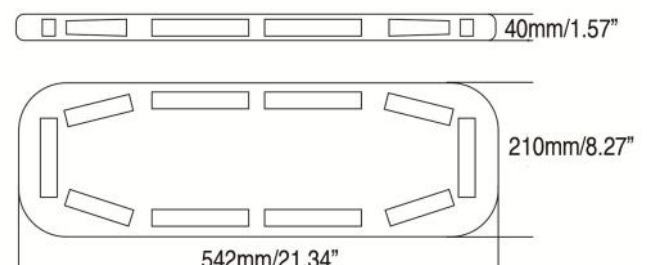
F7221140: Amber/Green color LED, clear dome, 26 flashing patterns. Permanent mounting bracket built-in.

F7221450: Green/White color LED, clear dome, 26 flashing patterns. Permanent mounting bracket built-in.

F7221500: White color LED, clear dome, 26 flashing patterns. Permanent mounting bracket built-in.

F7221001: Magnetic/Suction Mounting Kit.

F7221002: Slim bar 3M weather approval re-closable fastener mounting kit.



WARNRAY® Super Slim LED Emergency Warning Light

The 2nd generation Super Slim Emergency Warning Light has been redesigned for IP67 water resistance and ultra low-profile surface mount. This LED warning light serves as primary EMERGENCY WARNING light for DOT work trucks, utility work trucks, and other emergency vehicles. Meets SAE & DOT Class 1 light output standards.

Specifications:

Construction: PC Lens sealed with aluminum base housing.

Ingress Protections: IP67 water resistant and dust-tight.

Features: 26 built-in flash patterns.

Functionality: Capable of synchronized operation with multiple light heads.

Operating: 12V –24V DC. -40C°- 85C°

Order Part Number:

F0604100: 4.4" super slim Amber LED warning light, surface mounting, 26 flash patterns, 12V-24VDC.

F0604120: 4.4" super slim Amber/Blue LED warning light, surface mounting, 26 flash patterns, 12V-24VDC.

F0604130: 4.4" super slim Amber/Red LED warning light, surface mounting, 26 flash patterns, 12V-24VDC.

F0604140: 4.4" super slim Amber/Green LED warning light, surface mounting, 26 flash patterns, 12V-24VDC.

F0604150: 4.4" super slim Amber/White LED warning light, surface mounting, 26 flash patterns, 12V-24VDC.

F0604200: 4.4" super slim Blue LED warning light, surface mounting, 26 flash patterns, 12V-24VDC.

F0604230: 4.4" super slim Blue/Red LED warning light, surface mounting, 26 flash patterns, 12V-24VDC.

F0604300: 4.4" super slim Red LED warning light, surface mounting, 26 flash patterns, 12V-24VDC.

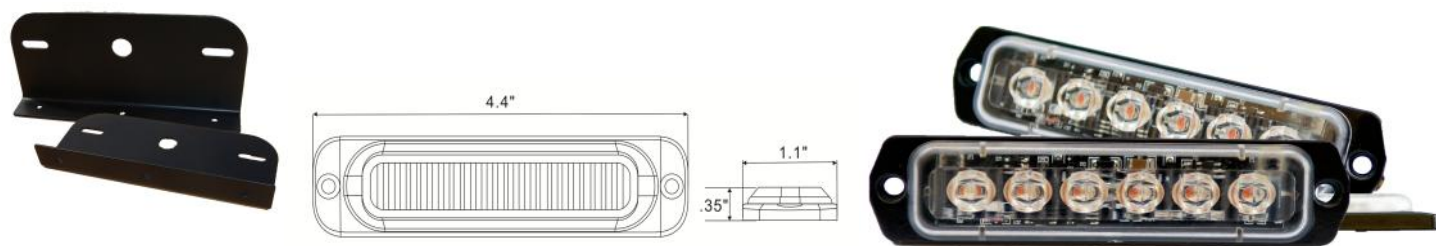
F0604350: 4.4" super slim Red/White LED warning light, surface mounting, 26 flash patterns, 12V-24VDC.

F0604400: 4.4" super slim Green LED warning light, surface mounting, 26 flash patterns, 12V-24VDC.

F0604450: 4.4" super slim Green/White LED warning light, surface mounting, 26 flash patterns, 12V-24VDC.

F0604500: 4.4" super slim White LED warning light, surface mounting, 26 flash patterns, 12V-24VDC.

F0604001: Bracket for super slim line warning light, two pieces per pack, Black painted.



WARNRAY® DUAL COLOR LED WARNING LIGHT

Dual color surface-mount LED warning light functions as a primary EMERGENCY WARNING light for DOT work trucks, utility work trucks and other emergency vehicles. It meets SAE & DOT Class 1 standards, as well as ECE R65 & R10 regulation for light output.

Specifications:

Construction: PC lens, sealed aluminum base with a side anti-collision bar.

Features: Water—resistant, 26 built-in flash patterns, 12 inch open end wire leads.

Functionality: Capable of Simultaneous and alternating flash patterns when multiple light heads are connected.

Compliance: SAE J595 Class1, CISPR25 Class3.

Operating Voltage: 12V-24V DC

Order Part Number:

F2405120: 5" dual color Amber/Blue LED warning light, surface mounting, 26 flash patterns.

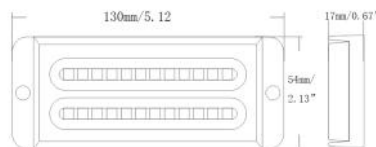
F2405130: 5" dual color Amber/Red LED warning light, surface mounting, 26 flash patterns.

F2405140: 5" dual color Amber/Green LED warning light, surface mounting, 26 flash patterns.

F2405150: 5" dual color Amber/White LED warning light, surface mounting, 26 flash patterns.

F2405230: 5" dual color Blue/Red LED warning light, surface mounting, 26 flash patterns.

F2405350: 5" dual color Red/White LED warning light, surface mounting, 26 flash patterns.



WARNRAY® Super Slim Dual Color LED Warning Light

NEW

Order Part Number:

F1204120: 4.75" Super Slim Amber/Blue dual color LED warning light, surface mounting, 26 flashing patterns, simultaneous function up to 12 light heads.

F1204140: 4.75" Super Slim Amber/Green dual color LED warning light, surface mounting, 26 flashing patterns, simultaneous function up to 12 light heads.

F1204150: 4.75" Super Slim Amber/White dual color LED warning light, surface mounting, 26 flashing patterns, simultaneous function up to 12 light heads.

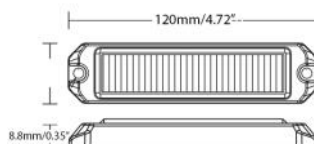
F1204230: 4.75" Super Slim Red/Blue dual color LED warning light, surface mounting, 26 flashing patterns, simultaneous function up to 12 light heads.

F1204250: 4.75" Super Slim Blue/White dual color LED warning light, surface mounting, 26 flashing patterns, simultaneous function up to 12 light heads.

F1204350: 4.75" Super Slim Red/White dual color LED warning light, surface mounting, 26 flashing patterns, simultaneous function up to 12 light heads.

F1204450: 4.75" Super Slim Green/White dual color LED warning light, surface mounting, 26 flashing patterns, simultaneous function up to 12 light heads.

F0604001: Mounting bracket for 4.7" super slim dual color strobe light. package included two pieces (a pair) bracket



6 Inch Slim Oval Grommet Mounting LED Emergency Warning Light

New generation completed redesign for water-resistant, slim shape, grommet (package included) or stainless flange (not included in package, purchase separately) mounting LED warning light, functions as EMERGENCY WARNING light for DOT work trucks, utility work trucks, and other emergency vehicles. SAE & DOT Class 1 complied for primary emergency warning use.

Specifications:

Sealed PC Lens and base housing, Water resistant, built-in switch to select self-contained 27 flash patterns, simultaneous function with multiple (up to 6) light heads.

Order Part Number:

F1606100: 6" oval Amber LED warning light, clear lens, 27 flash patterns, mounting grommet & harness 12V-24VDC.

F1606120: 6" oval Amber/Blue LED warning light, clear lens, 27 flash patterns, mounting grommet & harness 12V-24VDC.

F1606130: 6" oval Amber/Red LED warning light, clear lens, 27 flash patterns, mounting grommet & harness 12V-24VDC.

F1606140: 6" oval Amber/Green LED warning light, clear lens, 27 flash patterns, mounting grommet & harness 12V-24VDC.

F1606150: 6" oval Amber/White LED warning light, clear lens, 27 flash patterns, mounting grommet & harness 12V-24VDC.

F1606200: 6" oval Blue LED warning light, clear lens, 27 flash patterns, mounting grommet & harness 12V-24VDC.

F1606230: 6" oval Blue/Red LED warning light, clear lens, 27 flash patterns, mounting grommet & harness 12V-24VDC.

F1606300: 6" oval Red LED warning light, clear lens, 27 flash patterns, mounting grommet & harness 12V-24VDC.

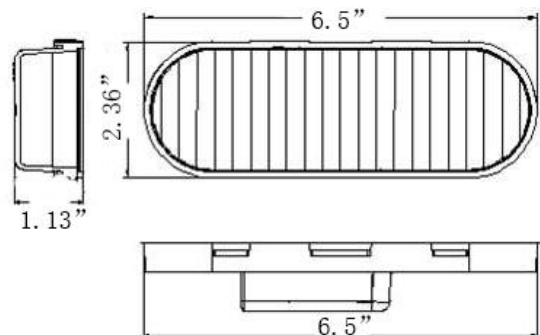
F1606350: 6" oval Red/White LED warning light, clear lens, 27 flash patterns, mounting grommet & harness 12V-24VDC.

F1606400: 6" oval Green LED warning light, clear lens, 27 flash patterns, mounting grommet & harness 12V-24VDC.

F1606450: 6" oval Green/white LED warning light, clear lens, 27 flash patterns, mounting grommet & harness 12V-24VDC.

F1606500: 6" oval White LED warning light, clear lens, 27 flash patterns, mounting grommet & harness 12V-24VDC.

T1910060: 6" oval flange mounting ring with stainless steel cover.



4" Round and 6" Oval Emergency Warning Light

4" Round LED light that functions as an EMERGENCY WARNING light for DOT work trucks, emergency vehicles. U.S. independent laboratory tested meets or exceeds latest DOT FMVSS 108 and SAE standards, SAE J595, J1318 class 1 approved for primary emergency warning light use.

Specifications

Features a sealed, water-resistant, polycarbonate optical lens and housing. Internal built-in 5X flashing pattern, alternating flashing controller.

(operate with 1X CA title 13, 4X flashing pattern, freedom, alternating and simultaneous flashing controller are available as an option for OEM large quantity purchase)

Operating Voltage: 12V-24V DC (8-32V)

Operating Current: <2.0 A (tested at 12.8V)

Order Number:

F1912101: 12V-24V DC, Amber LED, 5X Flash Pattern, Alternating Flash Controller, PVC Grommet. Weather-Pak Connector Harness

F1912201: 12V-24V DC, Blue LED, 5X Flash Pattern, Alternating Flash Controller, PVC Grommet. Weather-Pak Connector Harness

F1912301: 12V-24V DC, Red LED, 5X Flash Pattern, Alternating Flash Controller, PVC Grommet. Weather-Pak Connector Harness

F1912501: 12V-24V DC, White LED, 5X Flash Pattern, Alternating Flash Controller, PVC Grommet. Weather-Pak Connector Harness

Order Number:

F1914101: 12V-24V DC, Amber LED, 5X Flashing Pattern, Alternating Flash Controller, PVC Grommet. Weather-Pak Connector Harness

F1914201: 12V-24V DC, Blue LED, 5X Flashing Pattern, Alternating Flash Controller, PVC Grommet. Weather-Pak Connector Harness

F1914301: 12V-24V DC, Red LED, 5X Flashing Pattern, Alternating Flash Controller, PVC Grommet. Weather-Pak Connector Harness

F1914501: 12V-24V DC, White LED, 5X Flashing Pattern, Alternating Flash Controller, PVC Grommet. Weather-Pak Connector Harness



7" Round LED, BUS STT, Back-Up Warning Signal Light

7" Round, LED light functions as a STOP, TURN, and TAIL light for school buses, heavy-duty construction trucks, and trailers. Independent laboratory tested, meets or exceeds latest DOT FMVSS 108 and SAE standards. The design is in accordance with the **Department of California Highway Patrol**, California Vehicle Code (VC) Section 24003 and Section 24607 as noted in an information bulletin published on November 18, 2002.

Specifications

Features a sealed, water-resistant, polycarbonate optical lens and housing.

Operating Voltage: 12V DC (8-16V), or 12V-24V DC (8-32V)

Operating Current: <0.60 A (test at 12.8V)

Order Number:

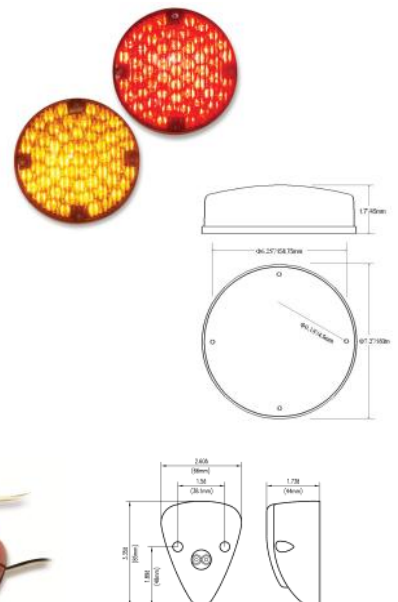
T5501520: 12V-24V DC, White Back-up light

F5502120: 12V-24V DC, Amber LED, School Bus Warning Light.

F5502320: 12V-24V DC, Red LED, School Bus Warning Light.

T0401100: Amber LED, Bus Marker Light, 12VDC

T0401300: Red LED, Bus Marker Light, 12VDC



Traffic Mini Commander

LED traffic command function as traffic adviser signal light for DOT work trucks, utility work trucks and other emergency vehicles. Class 1 light output for primary emergency warning light use.

Specification:

Aluminum Housing, IP67 Water resistant, internal built in 27 flash patterns controller, 16.4'/5M cable wire with display controller, Class 1 light output. Permanent mounting bracket included.

Operating Voltage: 12V –24V DC, Reverse Polarity Protection.

Operating Temperature–40°F/-40C°- 176°F/85C°.

Cig-plug with switch on/off and flashing pattern changes control.

Order Part Number:

F1813100: 13 inch, Amber color LED, PC clear lens with aluminum housing, 27 flashing patterns, permanent mounting bracket. Cig-plug on/off & pattern change switch with 12' cable wire.

F1813150: 13 inch, Amber/White color LED, PC clear lens with aluminum housing, 27 flashing patterns, permanent mounting bracket. Cig-plug on/off & pattern change switch with 12' cable wire.

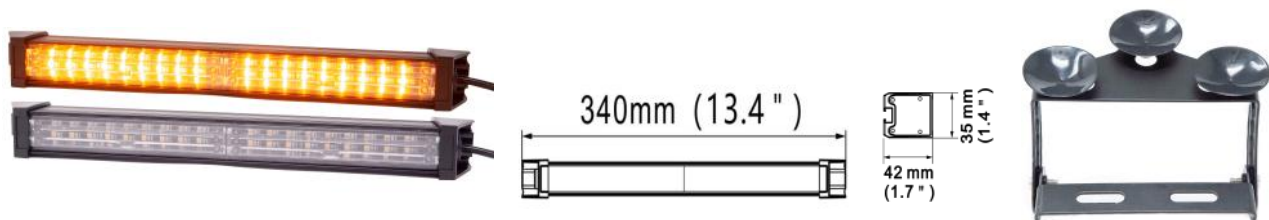
F1813500: 13 inch, white color LED, PC clear lens with aluminum housing, 27 flashing patterns, permanent mounting bracket. Cig-plug on/off & pattern change switch with 12' cable wire.

F1813300: 13 inch, Red color LED, PC clear lens with aluminum housing, 27 flashing patterns, permanent mounting bracket. Cig-plug on/off & pattern change switch with 12' cable wire.

F1813350: 13 inch, Red/White color LED, PC clear lens with aluminum housing, 27 flashing patterns, permanent mounting bracket. Cig-plug on/off & pattern change switch with 12' cable wire.

F1813140: 13 inch, Amber/Green color LED, PC clear lens with aluminum housing, 27 flashing patterns, permanent mounting bracket. Cig-plug on/off & pattern change switch with 12' cable wire.

F1813001: Indoor window shield suction cup mounting bracket. Purchase separate.



WARNRAY® ULTRA SLIM & WIDE VIEW ANGLE LED STROBE LIGHT

THIS NEW GENERATION LIGHT HAS BEEN DESIGNED WITH A WATER RESISTANT, SLIM SHARP AND AN ULTRA WIDE VIEWING ANGLE UPTO 180° AND 270°. IT IS SUITEABLE FOR MANY APPLICATION, SUCH AS EMERGENCY WARNING LIGHTS FOR DOT WORK TRUCKS, UTILITY TRUCKS, AND OTHER EMERGENCY VEHICLES. IT IS SAE DOT J845 CLASS 1 COMPLIANT FOR PRIMARY EMERGENCY WARNING USE.

Specifications:

SEALED PC LENS AND ALUMINUM BASED HOUSING, WATER RESISTEANT, BUIT-IN 19 FLASHING PATTERNS, CAPABLE OF SIMULTANEOUS OR ALTERNATING FUNCTION WITH MULTIPLE LIGHT-HEADS, REVERSE POLARITY PROTECTION.

Operating Voltage: 12V -24V DC

Operating temperature-30C°- 60C° (-22°F- 140°F)

Order part number

F1203100: 3.5" AMBER FLASHING WARNING LIGHT, 180 DEGREE WIDE VIEW ANGLE, 19 FLASHING PATTERNS WITH SIMULTANNEOUS OR ALTERNATING, SAE J845 CLASS 1. BRACKET (INCLUDED) MOUNTING.

F1203200: 3.5" BLUE FLASHING WARNING LIGHT, 180 DEGREE HORIZOMTAL VIEW, 19 FLASHING PATTERNS WITH SIMULTANNEOUS OR ALTERNATING, SAE J845 CLASS 1. BRACKET (INCLUDED) MOUNTING.

F1203300: 3.5" RED FLASHING WARNING LIGHT, 180 DEGREE HORIZOMTAL VIEW, 19 FLASHING PATTERNS WITH SIMULTANNEOUS OR ALTERNATING, SAE J845 CLASS 1. BRACKET (INCLUDED) MOUNTING.

F1203400: 3.5" GREEN FLASHING WARNING LIGHT, 180 DEGREE HORIZOMTAL VIEW, 19 FLASHING PATTERNS WITH SIMULTANNEOUS OR ALTERNATING, SAE J845 CLASS 1. BRACKET (INCLUDED) MOUNTING.

F1203500: 3.5" WHITE FLASHING WARNING LIGHT, 180 DEGREE HORIZOMTAL VIEW, 19 FLASHING PATTERNS WITH SIMULTANNEOUS OR ALTERNATING, SAE J845 CLASS 1. BRACKET (INCLUDED) MOUNTING.



F4004100: 4" RND, AMBER FLASHING WARNING LIGHT, 270 DEGREE HORIZOMTAL VIEW ANGLE, 19 FLASHING PATTERNS WITH SIMULTANNEOUS OR ALTERNATING, SAE J845 CLASS 1. BRACKET (INCLUDED) MOUNTING.

F4004200: 4" RND BLUE FLASHING WARNING LIGHT, 270 DEGREE HORIZOMTAL VIEW ANGLE, 19 FLASHING PATTERNS WITH SIMULTANNEOUS OR ALTERNATING, SAE J845 CLASS 1. BRACKET (INCLUDED) MOUNTING.

F4004300: 4" RND RED FLASHING WARNING LIGHT, 270 DEGREE HORIZOMTAL VIEW, 19 FLASHING PATTERNS WITH SIMULTANNEOUS OR ALTERNATING, SAE J845 CLASS 1. BRACKET (INCLUDED) MOUNTING.

F4004400: 4" RND GREEN FLASHING WARNING LIGHT, 270 DEGREE HORIZOMTAL VIEW ANGLE, 19 FLASHING PATTERNS WITH SIMULTANNEOUS OR ALTERNATING, SAE J845 CLASS 1. BRACKET (INCLUDED) MOUNTING.

F4004500: 4" RND WHITE FLASHING WARNING LIGHT, 270 DEGREE HORIZOMTAL VIEW ANGLE, 19 FLASHING PATTERNS WITH SIMULTANNEOUS OR ALTERNATING, SAE J845 CLASS 1. BRACKET (INCLUDED) MOUNTING.



WARNRAY® NEW LED LIFT GATE CORNER WIDE VIEW SAFTY WARNING LIGHT

THIS ROBUST LIGHT FEATURES A SLIM SOLID ZINC-ALLOY CASTING HOUSING WITH TOUGH UV-RESISITENT PC LENS, 6 FLASH PATTERNS WITH SYNC FUNCTION. TAIL LIFT SAFETY LIGHT.

KEY FEATURES:

ORPERATION: 12V-36VDC

VERSATILLE FLASH PATTERN: 19 PATTERN WITH SIMULTANEOUS OR ALTERNATING MODE FOR MULTI-UNITS SETUP


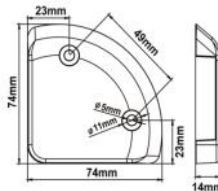
EXTREME DURABILITY: IP67 & IP69K RATINGS FOR DUST AND WATER RESISTANCE.

WIDE TEMPERATURE RANGE: OPERATES FROM -30°C to +60°C (-22° to 140°F)

Order part number

F0403105: 3" AMBER, CONER BOLTS MOUNTING, ZINC-ALLOY CASTING HOUSING WITH PC LENS, 6 FLASH PATTERNS WITH SYNC FUNCTION. TAIL LIFT SAFETY LIGHT, 12-36 VDC

F0403505: 3" WHITE, CONER BOLTS MOUNTING, ZINC-ALLOY CASTING HOUSING WITH PC LENS, 6FLASH PATTERNS WITH SYNC FUNCTION. TAIL LIFT SAFETY LIGHT, 12-36 VDC



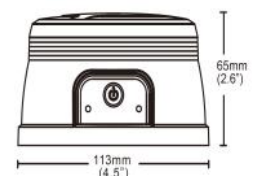
WARNRAY® PORTABLE & RECHARGEABLE LED BEACON WARNING LIGHT

PORTABLE BETTRY POWERED LED BEACON WARNING LIGHT, CONVENIENT TO STORAGE. POWER SUPPLY WITH INTERNAL RECHARGEABLE BATTERY VIA USB CABLE (INCLUDED). HIGH POWER LED WITH SUPER BRIGHTNESS, ALUMINUM BASE WITH STRONG MAGNET, TOUGH PC LENS WUTH UV RESISTANT. BUILT IN 6 FLASH PATTERNS ALONG WITH SOS SIGNAL. UPTO 4 HOUR PLUS ORERATION TIME.

Operating temperature -30°C to +60°C (-22° to 140°F)

Order part number

F2404100: 4" RND, 24 WATTS, PC LENS WITH UV RESISTANT, BUILT-IN 6 FLASH PATTERNS WITH MEMORY FUCTION. IP65.



WARNRAY® ULTRA SLIM & WIDE VIEW ANGLE LED STROBE LIGHT

THIS NEW GENERATION LIGHT HAS BEEN DESIGNED WITH A WATER RESISTANT, SLIM SHAPE AND AN ULTRA WIDE VIEWING ANGLE. IT IS SUITEABLE FOR MANY APPLICATION, SUCH AS ENERGY WARNING LIGHTS FOR DOT WORK TRUCKS, UTILITY TRUCKS, AND OTHER EMERGENCY VEHICLES. IT IS SAE DOT J595 CLASS 1 COMPLIANT FOR PRIMARY EMERGENCY WARNING USE.

Specifications:

SEALED PC LENS AND BASE HOUSING, WATER RESISTANT, BUILT-IN 19 FLASHING PATTERNS, CAPABLE OF SIMULTANEOUS OR ALTERNATING WITH MULTIPLE LIGHT HEADS, REVERSE POLARITY PROTECTION.

OPERATING VOLTAGE: 12V -24V DC

OPERATING TEMPERATURE: -30C°- 60C° (-22°F- 140°F)

Order Part Number:

F0403100: 5" AMBER FLASHING WARNING LIGHT, ULTRA HORIZONTAL VIEW ANGLE, 19 FLASHING PATTERNS WITH SIMULTANEOUS OR ALTERNATING, SAE J595 CLASS 1. BRACKET (INCLUDED) MOUNTING.

F0403200: 5" BLUE FLASHING WARNING LIGHT, ULTRA HORIZONTAL VIEW ANGLE, 19 FLASHING PATTERNS WITH SIMULTANEOUS OR ALTERNATING, SAE J595 CLASS 1. BRACKET (INCLUDED) MOUNTING.

F0403300: 5" RED FLASHING WARNING LIGHT, ULTRA HORIZONTAL VIEW ANGLE, 19 FLASHING PATTERNS WITH SIMULTANEOUS OR ALTERNATING, SAE J595 CLASS 1. BRACKET (INCLUDED) MOUNTING.

F0403400: 5" GREEN FLASHING WARNING LIGHT, ULTRA HORIZONTAL VIEW ANGLE, 19 FLASHING PATTERNS WITH SIMULTANEOUS OR ALTERNATING, SAE J595 CLASS 1. BRACKET (INCLUDED) MOUNTING.

F0403500: 5" WHITE FLASHING WARNING LIGHT, ULTRA HORIZONTAL VIEW ANGLE, 19 FLASHING PATTERNS WITH SIMULTANEOUS OR ALTERNATING, SAE J595 CLASS 1. BRACKET (INCLUDED) MOUNTING.



F0605100: 3.8" AMBER FLASHING WARNING LIGHT, ULTRA HORIZONTAL VIEW ANGLE, 19 FLASHING PATTERNS WITH SIMULTANEOUS OR ALTERNATING, SAE J595 CLASS 1. BRACKET (INCLUDED) MOUNTING.

F0605200: 3.8" BLUE FLASHING WARNING LIGHT, ULTRA HORIZONTAL VIEW ANGLE, 19 FLASHING PATTERNS WITH SIMULTANEOUS OR ALTERNATING, SAE J595 CLASS 1. BRACKET (INCLUDED) MOUNTING.

F0605300: 3.8" RED FLASHING WARNING LIGHT, ULTRA HORIZONTAL VIEW ANGLE, 19 FLASHING PATTERNS WITH SIMULTANEOUS OR ALTERNATING, SAE J595 CLASS 1. BRACKET (INCLUDED) MOUNTING.

F0605400: 3.8" GREEN FLASHING WARNING LIGHT, ULTRA HORIZONTAL VIEW ANGLE, 19 FLASHING PATTERNS WITH SIMULTANEOUS OR ALTERNATING, SAE J595 CLASS 1. BRACKET (INCLUDED) MOUNTING.

F0605500: 3.8" WHITE FLASHING WARNING LIGHT, ULTRA HORIZONTAL VIEW ANGLE, 19 FLASHING PATTERNS WITH SIMULTANEOUS OR ALTERNATING, SAE J595 CLASS 1. BRACKET (INCLUDED) MOUNTING.



intense™ LED 1" MINI HIDEWAY STROBE LIGHT

GENERAL :

The ALT ENTERPRISES' **intense™** HIDEAWAY STROBE WARNING LED Light Module is a sealed, low current device designed for warning purposes. The light can be powered by 12-24VDC.

FEATURE:

Operating voltage: DC 12-24V Power: 6LED*3W 21 Flash patterns Max Qty of SYNC'D Heads: 12 units Meets IP67/IP69K ingress protection standards 30 C to +60 C extreme temperature reliability with memory function; simultaneous flashing available

Order Part Number:

F0601100: AMBER COLOR, 1" LED HIDEAWAY STROBE LIGHT, 21 FLASH PATTERN, 20" CABLE WIRE OPEN END, SYNC UP TO 12 UNITS. IP67, 12-24VDC, PAIR PER PACKAGE.

F0601120: AMBER/BUE COLOR, 1" LED HIDEAWAY STROBE LIGHT, 21 FLASH PATTERN, 20" CABLE WIRE OPEN END, SYNC UP TO 12 UNITS. IP67, 12-24VDC, PAIR PER PACKAGE.

F0601140: AMBER/GREEN COLOR, 1" LED HIDEAWAY STROBE LIGHT, 21 FLASH PATTERN, 20" CABLE WIRE OPEN END, SYNC UP TO 12 UNITS. IP67, 12-24VDC, PAIR PER PACKAGE.

F0601150: AMBER/WHITE COLOR, 1" LED HIDEAWAY STROBE LIGHT, 21 FLASH PATTERN, 20" CABLE WIRE OPEN END, SYNC UP TO 12 UNITS. IP67, 12-24VDC, PAIR PER PACKAGE.

F0601200: BLUE COLOR, 1" LED HIDEAWAY STROBE LIGHT, 21 FLASH PATTERN, 20" CABLE WIRE OPEN END, SYNC UP TO 12 UNITS. IP67, 12-24VDC, PAIR PER PACKAGE.

F0601230: BLUE/RED COLOR, 1" LED HIDEAWAY STROBE LIGHT, 21 FLASH PATTERN, 20" CABLE WIRE OPEN END, SYNC UP TO 12 UNITS. IP67, 12-24VDC, PAIR PER PACKAGE.

F0601001: 1" HIDEAWAY STROBE LIGHT CHROME BEZEL. PAIR PER PACKAGE, OPTION TO PURCHASE.



Limited Lifetime Warranty

ALT Enterprises warrants its products to be free from defects in materials and workmanship for the lifetime of the product under normal use and service. This warranty applies to the original purchaser and is non-transferable.

What is not Covered

This warranty does not cover:

- Damage resulting from accident, physical abuse, improper use, or negligence.
- Damage from failure to follow recommended maintenance or installation procedures.
- Damage from modification, alteration, or repair by anyone not authorized by ALT Enterprises.
- Product used in applications for which they were not designed, unless expressly agreed in writing by ALT Enterprises.
- Incidental or consequential damages.
- Normal wear and tear.

Warranty Service

If a defect in materials or workmanship is found, ALT Enterprises will, at its sole option, repair or replace the product. To make a claim, you must contact us to obtain a return merchandise authorization (RMA) number. We may require the product to be submitted for inspection to verify the defect.

Limitations

This warranty is in lieu of all other warranties, express or implied, including but not limited to the implied warranties of merchantability and fitness for a particular purpose. ALT Enterprises reserves the right to modify or discontinue this warranty policy at any time.

To purchase, please contact:

