



Fairlight Global Small & Mid Cap Fund (SMID) Class H

PIM0941AU Author: Harrison Sayer Published: 02 Apr 2026

Data is provided by the manager at 30 Jun 2025, and currency in AUD, unless otherwise stated

Refer to glossary for definition of the rating

Product Review

About this Product

Investment manager	Fairlight Asset Management Pty Ltd
Benchmark	MSCI World SMID Cap NR Index AUD
Product structure	Managed Fund
Product size	\$2.00b
Inception date	Apr 2020
Asset class	Global Equities
Sector	Global Smaller Companies
Peer group	Growth - Hedged
Rated peers	1

Product Characteristics

Business Life Cycle	Growing
Product Wind-Up Risk	Low
Key Person Risk	Medium
Tenure of Decision Makers	Medium
Complex (RG240)	No
Strategy Remaining Capacity	\$4.00b
ESG Approach	Risk or Value
Peer Relative Fees and Costs	Above median

Annual Fees and Costs (% p.a.)

Management fees & costs	1.30
Performance fee costs	0.16
Net Transaction Costs	0.00
Buy/Sell Spread	0.25/0.25
Annual fees and costs	1.51

Source: FE fundinfo, PDS Date: 30/Oct/2025

Product Opinion

Following the review, the Fund's **'Recommended'** rating has been retained. The Fund benefits from a boutique investment culture with a highly motivated team exhibiting a collegiate approach with strong alignment. The investment process is considered detailed and well-articulated, and the Manager's internal systems provide a strong level of accountability. While there is conviction in the calibre of Nick Cregan and Abbey Cook, and the team possesses solid global SMID-cap experience, their collective track record in managing the strategy remains relatively modest compared to peers.

Lonsec Rating Model

Rating key: ●●● Above ●●● In-line ●●● Below

Factor	Peer Rating	YoY Score Change
Business	●●●	—
Team	●●●	—
Process	●●●	—
ESG	●●●	—
Product	●●●	—
Fees	●●●	—
Performance	●●●	—

Allocation Profile

Core		
Satellite		
	Low Complexity	High Complexity

Return Profile

Income		
Capital		
	Defensive	Growth

Strengths

- Well articulated investment philosophy supported by a detailed investment process.
- The investment team exhibit a collegiate culture with significant alignment.
- The Manager's assets under management is attractive from a capacity standpoint relative to peers.

Weaknesses

- The Fund has a high absolute fee load, albeit mostly in-line with similar peers.
- The Fund's performance has been challenged in recent periods, with short to medium term results trailing the benchmark and peers as of December 2025.

Key Facts

Key Objectives

Investment objective	The Fund aims to achieve annualised returns in excess of the benchmark after all fees and expense measured over a market cycle, which is considered to be 7 years. Returns are not guaranteed
Internal return objective	Benchmark +3-5% p.a. after fees, over periods of five-years
Internal risk objective	No objective, aim to limit drawdowns over a five-year period

Asset Allocation (%) (as at 31/12/2025)

International Equities	100.00
Total	100.00

Source: FE fundinfo

Rating History

09-Apr-2025	Recommended
06-May-2024	Recommended
31-Mar-2023	Recommended

Performance Analysis - annualised after fees at 31/12/2025

	1 Year	Median	2 Year	Median	3 Year	Median	5 Year	Median
Performance (% p.a)	-5.41	-	-0.59	-	8.62	-	3.36	-
Standard deviation	10.60	-	11.26	-	13.94	-	16.87	-
Excess return (% p.a)	-15.31	-	-15.79	-	-6.48	-	-7.06	-
Outperformance ratio (% p.a)	16.67	-	25.00	-	38.89	-	38.33	-
Worst drawdown (%)	-9.89	-	-9.89	-	-9.89	-	-31.38	-
Time to recovery (mths)	NR	-	NR	-	NR	-	24	-
Sharpe ratio	-0.88	-	-0.43	-	0.32	-	0.04	-
Information ratio	-1.82	-	-1.80	-	-0.64	-	-0.64	-
Tracking error (% p.a)	8.43	-	8.75	-	10.10	-	11.07	-

Lonsec Peer Group: Global Equities - Global Smaller Companies - Growth - Hedged

Product Benchmark: MSCI World SMID Cap NR Index AUD

Cash Benchmark: Bloomberg AusBond Bank Bill Index AUD

Time to recovery: NR - Not recovered, dash - No drawdown during period

Product Distribution Profile

Frequency	Annually
Last Missed Distribution	None
Number of Missed Distributions in the last 5 years	None
AMIT Election	Yes
TOFA Election	No

Top 10 Holdings (as at 31/12/2025)

Information hasn't been provided, contact the product provider.
Source: FE fundinfo

Target Market Determination

Produced by issuer	Yes
Provided to Lonsec	Yes

Business ●●●

Facts

Investment Manager	Fairlight Asset Management Pty Ltd
Ultimate Parent Company	Perennial Partners Ltd & Fairlight Asset Management Pty Ltd
Headquarters	Sydney
Inception Date	Nov 2017
% Staff Ownership	>50%

AUM



Governance

% Independent board members	0
% Female board members	0
Independent chair	No
CEO as Chair	Yes
Separate Audit Committee	No

Metrics

Total AUM	\$2.0b
Investment Management Headcount	5
Investment Professionals	5
Sales & Service	0
Distributor	Perennial Partners

Who is the Manager?

Fairlight Asset Management ('The Manager' or 'Fairlight') is a 'boutique' investment management firm, based in Sydney. The Manager was initially founded in November 2017 as a separate account specialist providing services to financial advisors before being established in September 2018 as a global small and mid cap equities investment boutique.

In May 2019 Fairlight entered into a partnership with Perennial Partners ('Perennial') who provide distribution and associated back-office support and services. Perennial own 50% of Fairlight with the remaining 50% held by the Fairlight investment team.

Lonsec Opinion

Profitability

Fairlight is an established 'boutique' firm with strong institutional support. Given the Manager's current level of FUM, the firm is considered profitable.

Business Track record

Since the firm's inception in 2018, the Manager has experienced consistent FUM growth within their global small and mid cap strategy. This has been assisted via the partnership with Perennial providing valuable operational and broader marketing support.

Business Ownership

The Manager has a strong 'boutique' investment culture aided by 50% of equity in the firm being held by the majority of members in the investment team. Additionally, Perennial's stake in the firm assists in their alignment with the investment team, and reinforces their commitment to provide support.

Business Governance

Business governance is in-line with many 'boutique' peers, with the firm having no regulatory findings. The firm has a reasonable governance framework, albeit the firm's board does not have a majority of independent directors.

Key Decision Makers (KDM)

	Primary function	Dedicated to strategy	Appointed to strategy	Industry/Mgr exp. (yrs)	Exp. in PM roles (yrs)
Nick Cregan	Portfolio management	Yes	2018	22/7	22
Abbey Cook	Portfolio management	Yes	2023	22/2	22
Will Dowd	Portfolio management	Yes	2018	14/7	12
Alvise Peggion	Portfolio management	Yes	2019	12/6	12

KDM Change*

No changes.

* Last 3 years

Profile

Size	5
Structure	Centralised
Turnover	Low

Alignment

KDM equity held in manager	Yes
KDM co-investment in strategy	Yes
Performance-Based bonus	Yes
Long term incentive plan	No

Resources

	Number	Average Years Experience
Key decision makers	1	21
Portfolio Managers		
Hybrid portfolio manager/analysts	3	16
Dedicated analysts		
Dedicated dealers		
Quantitative	1	7
ESG/Sustainability		
Macro		
Investment Specialists		

Who is the Team?

The investment team is led by Senior Portfolio Manager ('PM') Nick Cregan who is also the KDM for the Fund. Cregan is responsible for portfolio construction and risk management. Cregan is an equity holder and co-invests in the Fund.

The investment team consists of five members, including Cregan, three PMs and a quantitative analyst. The team is based in Sydney and is organised with 'generalist' sector/region research responsibilities. The team covers an investment universe of approximately 200 eligible stocks. In terms of ESG / sustainability, the Manager has taken a generalist approach with no specialist on the team.

Lonsec Opinion

Skill

Nick Cregan is considered a highly capable investor with experience in both global and Australian markets, providing significant portfolio management insights. Similarly, Cook brings strong global equities experience having been in the industry for an extended period. The remainder of the team hold solid levels of direct global small and mid cap experience and continue to build their track record. The team's culture thrives on a collegiate structure, fostering collaboration and the cross-fertilisation of ideas.

Team Size

The size of the investment team is considered small relative to the peer group and the size of the Manager's investment universe. However, this is somewhat offset by the Manager's strong quality philosophy and screening process, allowing the team to focus its research efforts. Further, the Manager's sole focus on the single small and mid-cap strategy provides greater alignment and a competitive advantage relative to peers who manage multiple competing investment strategies.

Track Record/Co-Tenure

The co-tenure of the investment team is moderately lower relative to some longer-established peers, given the firm's inception in 2018 and Cook's appointment in 2023. However, given the limited turnover since inception, it is believed the co-tenure will continue to improve given the observed positive culture.

Alignment

There is a strong alignment between the end investor and the investment team as each team member owns equity in Fairlight or has been provided the path to acquire equity. This is additionally bolstered as remuneration comprises of a base salary combined with a share of business profitability. This therefore breeds a culture of accountability for all members of the team and their contribution to performance.

Key Person Risk

There is high key person risk associated with Cregan. However, this is mitigated by the substantial equity stake held in the firm and co-investment in the Fund. Nonetheless, if Cregan were to depart, a review of the Fund's rating would occur.

What is the Investment Process?

The Manager's investment process is primarily driven by fundamental 'bottom-up' research with an overarching quality focus. Given the SMID-cap universe and strong quality philosophy, the investable universe is initially reduced by a combination of quantitative screens. Stocks that exhibit strong quality characteristics are assessed by revenue quality, operational leverage, industry structure, management quality, financial leverage and ESG. This is conducted through meetings with company management, industry and competitor analysis and a fully integrated manual model.

Portfolio discussions are team based, however Cregan has final decision-making authority. The team employs a relatively high conviction-based approach with 30-40 stocks in the portfolio and turnover expected to be 30-40% p.a. over the medium to long-term. The portfolio is segmented into three investment types: high quality growth companies, stable compounders, and low risk turnarounds with the first two comprising the majority of the portfolio. The Manager largely does not invest in sectors of the market that do not meet the quality criteria, including cyclical and interest rate sensitive businesses.

Lonsec Opinion & Supporting Facts

Philosophy and Universe

Investment Type	Fundamental
Investment Approach	Bottom-up
Investment Style	GARP
Typical market cap	US\$10-50b
Minimum market cap	US\$500m
Available Universe	Equity securities with market capitalisations between US\$500m and US\$40b

The investment process is well aligned with the Manager's philosophy that bottom-up, fundamental research is long term in nature and is the primary driver in identifying high quality growth companies. This approach is highly applicable to the Fund's universe and is consistent with the long-term outperformance objective. Since its inception, the Fund has displayed a pronounced growth bias, directly linked to their philosophy.

Research Process

Key screens	Balance Sheet, Earnings, Liquidity, Market Cap, Region
Screened universe	200
Idea generation	Financial market data, Economic data, Expert networks, Financial statements, Direct outreach, Brokers
Stocks researched	100
Annual manager meetings	101
Key research inputs	Financial statements, Company meetings, Company data, Industry data, Economic/Market data, Sell-side reports, Quantitative model, Machine learning/AI, Expert networks
Primary valuation approach	Discounted NOPLAT

Fairlight's investment process is considered logical, well-structured, and detailed. Given the size of the team, quantitative screens are effectively utilised to prioritise the research effort. Additionally, the investment team are encouraged to source investment opportunities across all sectors, facilitating a strong generation of ideas. The Manager's internal proprietary systems are reasonably well advanced for a boutique manager and allows for a centralised database, adding to the breadth of the team and reducing the reliance on external systems. Further, the use of AI tools aims to enhance efficiency across the process and provides an additional advantage over peers not yet adopting this. However, a potential disadvantage is that analysts are not as 'close to the action' and may be less sensitive to pertinent local market developments relative to regionally based teams. The Manager seeks to overcome this by conducting a large number of companies meetings and leveraging systems and tools to enhance its research process.

Process (continued) ●●●

Portfolio Construction

Portfolio management structure	Portfolio Manager
Approach to benchmark	Benchmark Agnostic
Typical security numbers	35
Typical securities range	30-40
Typical portfolio turnover p.a.	30.00%
Typical active share	99.90%

There is a clear link between Fairlight's research process and portfolio construction with evidence of risk being taken in the best investment ideas. However, the low-risk turnaround investments within the portfolio may potentially be at odds with the Manager's philosophy, and to date, the Fund has had less success in these positions relative to the core portfolio. While multiple investment themes aim to diversify the portfolio, the Fund's quality bias results in being relatively concentrated in industries such as Light Industrials, Technology, Healthcare and Consumer & Media focused businesses. The team exhibits appropriate sell discipline, facilitated by a clear thesis breakdown or a change of valuation. This has been evidenced since the inception of the Fund.

Capacity Management

Capacity guidance	\$6.00b
Strategy AUM	\$2.00b
Portfolio liquidity (1 week)	54.00%
Substantial holdings by manager	None
Strategy previously closed	No

There are currently no capacity concerns given the current AUM within the strategy. The Fund is positioned attractively from a capacity perspective and this is seen as a competitive advantage relative to larger peers as the Manager can be more nimble.

Investment Risk Management

Monitoring external to investment team	Yes
Frequency of monitoring	Quarterly
Primary risk management system	North Field
Security Limits (Min./Max.)	Soft: Absolute, 0-10%
Sector Limits (Min./Max.)	None
Country Limits (Min./Max.)	Developed markets only
Non-index Allocation (Typical, Max.)	99%, 100%
Cash Allocation (Typical, Max.)	1%, 20%

While Perennial provides some compliance and risk management oversight, the Manager employs the FactSet portfolio analytics tool in its daily risk monitoring and portfolio construction process. FactSet lends itself to the analysis of liquidity, generic style and stock-specific risks within the portfolio which includes the distribution of volatility at the stock and sector level to prevent taking 'unintended bets'. This process is reasonably well integrated into the Manager's decision making and portfolio oversight.

The management of currency hedging is outsourced to State Street who is an established intermediary in this space. The process for hedging the Fund is robust given the relatively tight tolerance bands for the hedge (ranging between 97% and 103%).

Manager Positioning - Product

Responsible investment style	ESG Integration
ESG approach	Risk or Value
Sustainability thematic	No Sustainability Thematic
Non-financial objective	None

What is the Manager's ESG approach for this product?

The Manager has indicated that their Responsible Investment style is "ESG Integration" and as such that they take Environmental, Social and Governance factors into consideration when assessing investment opportunities. With a primary ESG style of "Risk or Value" Managers will determine inclusion based on the balance of overall risk (including ESG risk) and potential return. As a result this approach may mean that lower quality ESG companies may be included if the return potential is sufficient and this may conflict with some clients perception of what a strong ESG process would deliver.

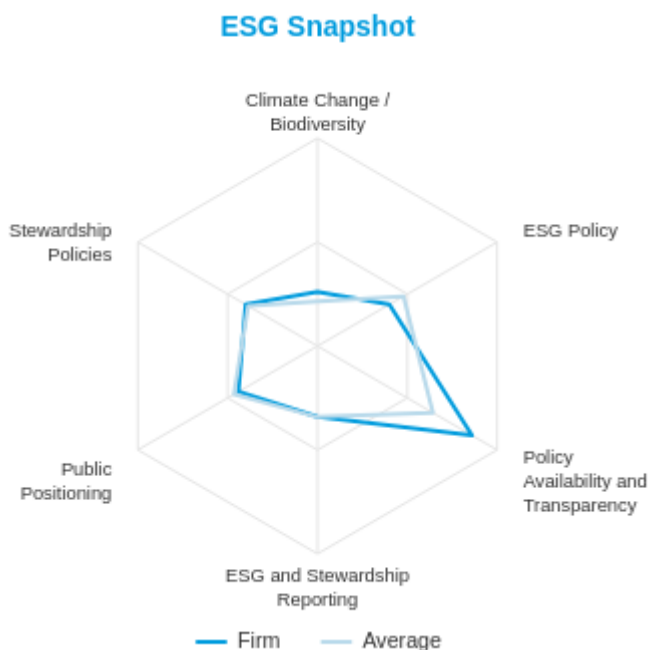
Sustainability Score

No score.

Lonsec Opinion & Supporting Facts

Overview

ESG Process Score Mod



Product Level Approach

The Manager has an appropriately structured approach to the collection and management of ESG-specific data sourced from multiple providers. ESG research forms a foundational element of the investment process, with insights generated through qualitative analysis that informs investment decisions, albeit in a less structured manner than some peers. Clear links exist between the Manager's research and stock selection through the incorporation of ESG factors into discount rates within valuation models. While the Manager monitors ESG characteristics of the portfolio across several sustainability dimensions, this does not play a defined role in overall portfolio construction. The Manager has systems in place to track and record engagements, supported by a clear framework that prioritises engagement activity.

Strategy: Clarity, Measurability & Reporting

This product does not make any specific claim to being a sustainable, ethical or impact offering. As such, an alignment review for the product is not required thus the product's risk of misalignment has been assessed as N/A.

Manager Level Approach

The Manager's overall ESG policy framework and disclosure are broadly in line with peers. There is a stated commitment to integrating ESG into the investment process, supported by evidence of public positioning. The firm's responsible investment policy outlines its stewardship objectives, though the proxy voting and engagement policies remain less detailed than those of peers. Voting outcomes are reported publicly but at a high level, while engagement reporting has been introduced this year and falls short of peer standards in terms of depth and granularity.

Product ●●●

Service Providers

Responsible entity	The Trust Company (RE Services) Limited
Investment manager	Fairlight Asset Management Pty Ltd
Custodian	J.P. Morgan
Administrator	Apex
Fund Auditor	EY
Change in Key Providers? (Over last 12 months)	No

Product Details

Product size	\$2.00b
Fund 12-month net flows	Positive
Distribution model	External
Buy/sell spreads	0.25%/0.25%
Investment structure	Direct
Product type	Registered Managed Investment Scheme (Unitised)
Currency hedged	Yes
Use of derivatives	Yes
Types of derivatives	Forward FX contracts

What is the Product Structure?

The Fund is an Australian unit trust. The Trust Company (which is wholly owned by Perpetual Limited) acts as the Responsible Entity ('RE') and has appointed Fairlight Asset Management as the Investment Manager of the Fund. The Fund is a long only Global Equity product that can only invest in SMID-caps with a maximum market capitalisation of US\$40bn.

Lonsec Opinion

Service Providers

The Manager has engaged large 'tier 1' service providers for critical functions such as custodial, administration, auditing, and broking services. The external RE, which is considered best practice, has built experience in operating and managing a number of schemes over a reasonable period and is expected to have a sufficient governance framework in place to deal with any perceived conflicts of interest.

Operational 'Red Flags'

The Fund is a relatively straightforward Global equity strategy investing in SMID-cap stocks with a minimum market capitalisation of US\$500m. As such, this may pose some operational and liquidity challenges at times of market dislocation.

Wind-up Risks

The wind-up risk for the fund is low given the current level of assets and AUM flows over the recent period. Further, the support from the Perennial distribution network reduces this risk.

Fees ●●●

Annual Fees and Costs (% p.a.)

Management fees & costs	1.30
Performance fee costs	0.16
Net Transaction Costs	0.00
Buy/Sell Spread	0.25/0.25
Annual fees and costs	1.51

Source: FE fundinfo, PDS Date: 30/Oct/2025

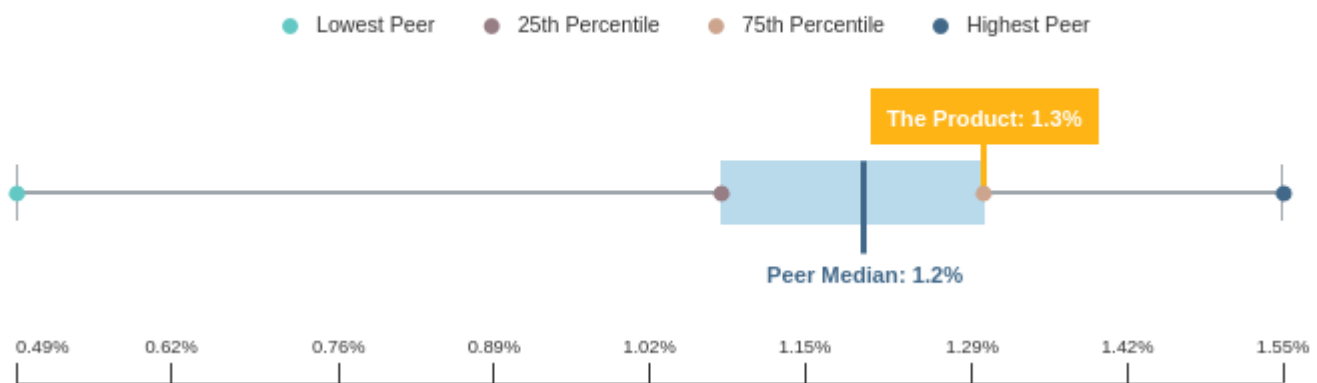
Performance Fees

Applicable	Yes
Hurdle type	Benchmark Relative
Hurdle	MSCI World SMID Index
Rate	15%
Fee capping	No
High watermark	Yes
Above high watermark	No
Reset Allowed	No

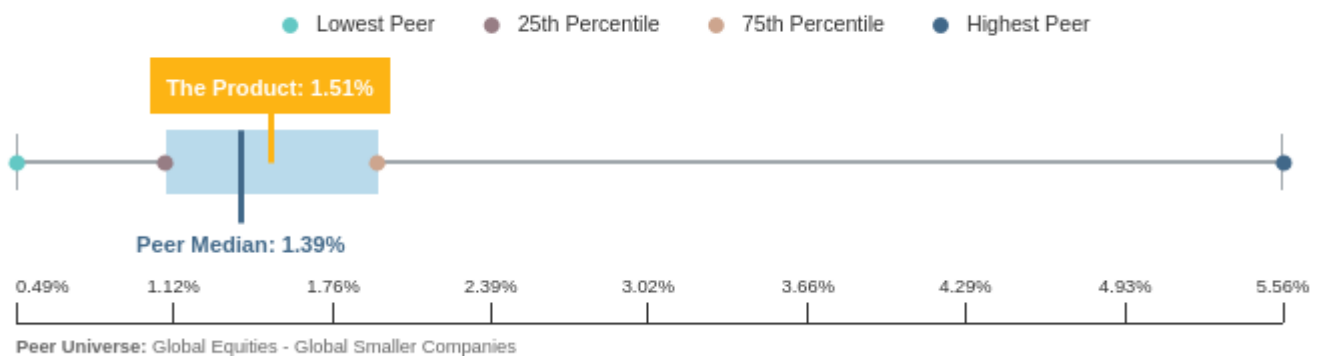
Fees Explained

The performance fee is calculated as 15% of excess returns relative to the MSCI World SMID Cap Index (AUD) after management fees. The performance fee is subject to a 'high watermark' with no reset period. If the cumulative accrued performance fee amount is negative for any period, the Fund will need to make up this underperformance in future periods before a performance fee is payable.

Management Fees and Costs Peer Comparison



Annual Fees and Costs Peer Comparison



Lonsec Opinion

Annual Fees and Costs

The total fee load for the Fund is moderate when compared to peers. The management fee contributes to this higher fee load.

Fairness

While performance fees are uncapped, the capacity constrained nature of the Fund provides an element of justification. Further, there is no buy/sell spread incurred when investors switch between the unhedged Class A and hedged Class H units of the trust, although the management cost of the Fund is marginally higher than its currency unhedged version with an additional 0.07% p.a. hedge fee.

Performance ●●●

Performance Summary

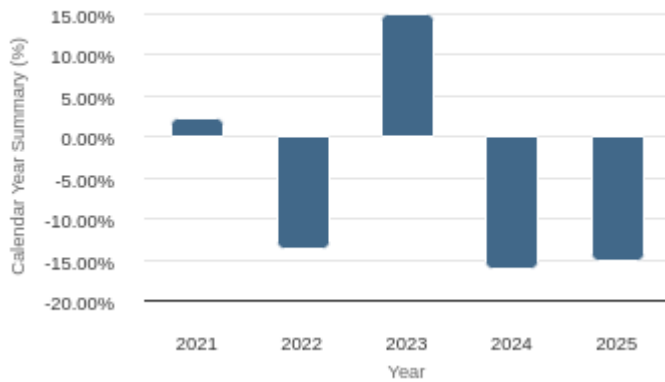
PDS return objective	The Fund aims to achieve annualised returns in excess of the benchmark after all fees and expense measured over a market cycle, which is considered to be 7 years. Returns are not guaranteed
Internal return objective	Benchmark +3-5% p.a. after fees, over periods of five-years
Internal risk objective	No objective, aim to limit drawdowns over a five-year period
Product benchmark	MSCI World SMID Cap NR Index AUD
Lonsec peer group	Growth - Hedged

Alpha Generation

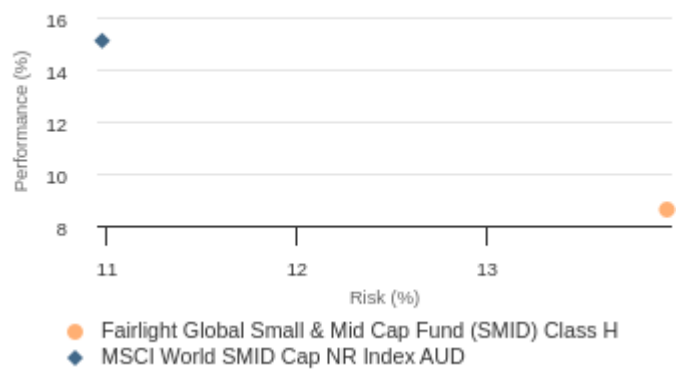
Investors should note that the Fund uses the MSCI World SMID Cap Index AUD - Hedged as its benchmark, while the Quantitative Performance Analysis and charts below refer to the MSCI World SMID Cap NR Index AUD.

The Fund delivered a materially weaker 12-month result, lagging both the benchmark and peers. This was influenced by valuation multiple compression across several holdings and strong benchmark gains in sectors the strategy avoids due to lower perceived earnings durability. Medium-term performance has also trailed, with returns behind the benchmark over 3 and 5 years.

Calendar Year Excess Return



3 Year Risk and Return



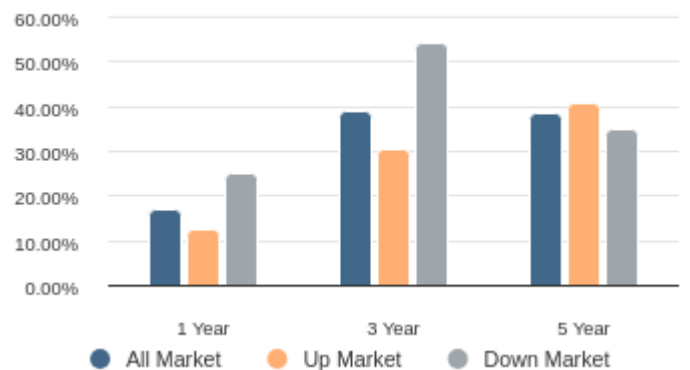
Alpha Consistency

The Fund's return consistency remains moderate despite the weak outcomes recorded in 2025. Recent variability reflects broader market conditions and style-related pressures rather than a structural shift in behaviour, and remains comparable to peers. Over longer periods, the cumulative return profile has been relatively stable, with the strategy historically delivering stronger relative outcomes in environments supportive of its quality-focused approach.

Growth of \$10,000 Over 5 Years



Returns Consistency

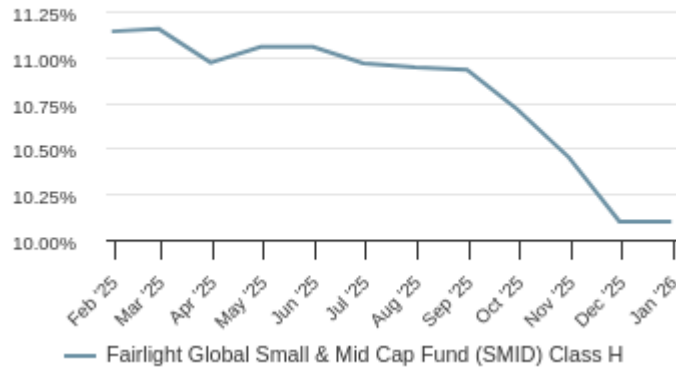


Performance (continued) ●●●

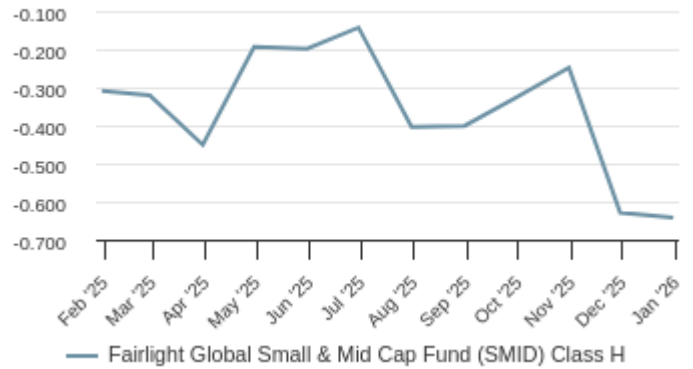
Benchmark Relativity

The Fund exhibits an active profile, with outcomes demonstrating a clear degree of differentiation from the benchmark over time. Portfolio positioning has remained differentiated, with the degree of active expression broadly stable across recent periods. Relative to peers, the Fund's level of activeness is comparable and has been maintained despite shifts in market conditions.

3 Year Rolling Tracking Error Over 1 Year



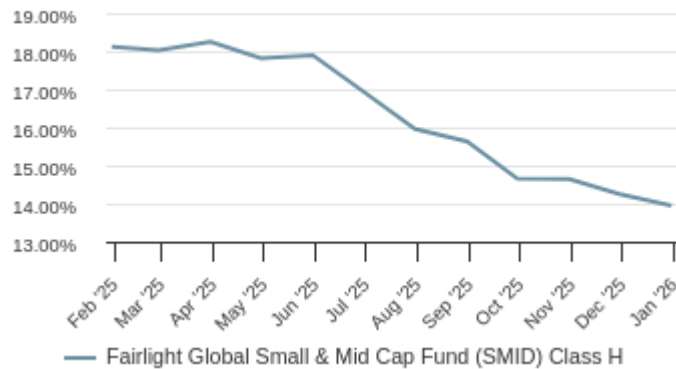
3 Year Rolling Information Ratio Over 1 Year



Return Volatility

The Fund's volatility profile has moderated, with levels generally aligned with the benchmark and broadly comparable to peers over the medium term. Overall, the Fund displays a volatility level consistent with its investment universe and style.

3 Year Rolling Standard Deviation Over 1 Year



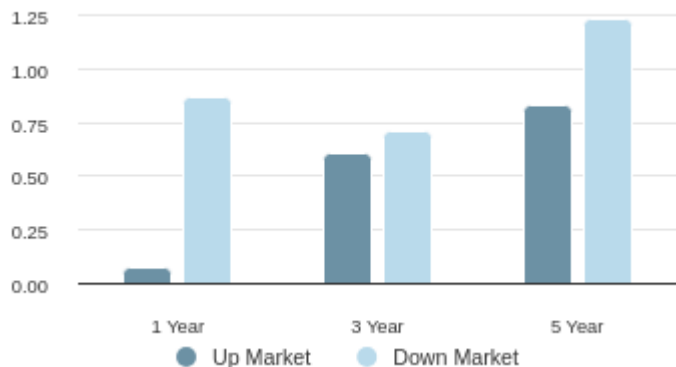
3 Year Rolling Sharpe Over 1 Year



Product Defensiveness

The Fund holds a moderately defensive profile, although there are periods where drawdowns have exceeded the benchmark and downside capture has trended at parity through recent cycles. While the portfolio's quality bias can support relative resilience, defensiveness has varied across drawdowns, reflecting the interaction between stock-specific outcomes, portfolio concentration and prevailing market outcomes.

Market Capture Ratio



Drawdowns



Ratings

'**Highly Recommended**' rating indicates that Lonsec has very strong conviction the product can meet its investment objectives.

'**Recommended**' rating indicates that Lonsec has strong conviction the product can meet its investment objectives.

'**Investment Grade**' rating indicates that Lonsec has conviction the product can meet its investment objectives.

'**Approved**' rating indicates that Lonsec believes the product can meet its investment objectives.

'**Not -Approved**' rating indicates that Lonsec does not believe the product can meet its investment objectives.

'**Closed / Wind Up**' status is applied when the product has been closed.

'**Fund Watch**' status is applied when a rating is under review due to the occurrence of a significant event relating to the product.

The '**Redeem**' rating indicates Lonsec no longer has sufficient conviction that the product can meet its investment objectives.

The '**Screened Out**' rating indicates Lonsec was unable to attain sufficient conviction that the product can meet its investment objectives.

'**Discontinued Review**' status is applied where a product issuer withdraws the product from the review process prior to completion, for any reason other than the product being closed or unavailable to investors.

The '**Ceased Coverage**' status is applied when a rated product is withdrawn from the research process by the product issuer.

General

Climate Change / Biodiversity: the extent to which a manager has a leading climate and biodiversity policies.

ESG and Stewardship Reporting: the transparency, accessibility and usefulness of a manager's reporting.

ESG Policy: the strength of commitment to ESG as ascertained by a review of a manager's ESG policies.

Excess return: Return in excess of the benchmark return.

Information ratio: Relative reward for relative risk taken (Excess Returns / Tracking Error).

Key decision maker (KDM): A nominated investment professional who has portfolio decision making discretion for a Fund, e.g. 'buy' or 'sell' decisions.

Market capture ratio: A product's performance during either 'up' or 'down' market trends relative to an index.

Policy Availability / Transparency: the ease of public access to, and transparency of, a manager's overall ESG policy suite.

Public Positioning: the resolve of a manager's commitment to ESG as ascertained by their public positioning.

Returns consistency: The proportion of a product's monthly outperformance during a period relative to the benchmark when it was rising, falling and in aggregate.

Sharpe ratio: Excess return earned for additional volatility experienced when holding riskier assets versus risk-free asset.

Standard deviation: Volatility of monthly Absolute Returns.

Stewardship Policies: the strength of a manager's proxy voting and engagement policies with respect to ESG.

Time to recovery: The number of months taken to recover the Worst Drawdown.

Total return: 'Top line' actual return, after fees.

Tracking error: Volatility of monthly Excess Returns against the benchmark (the Standard Deviation of monthly Excess Returns).

Worst drawdown: The worst cumulative loss ('peak to trough') experienced over the period assessed.

Lonsec Group Disclaimers

Issued by Lonsec Research Pty Ltd ABN 11 151 658 561 AFSL 421 445 (Lonsec, we/our) a subsidiary of Lonsec Holdings Pty Ltd (ABN 41 151 235 406) and (Lonsec Group). Generation Development Group Limited (ABN 90 087 334 370) is the parent company of Lonsec Group. This document is not a prospectus, any other form of disclosure document or product disclosure statement within the meaning of the Corporations Act 2001. Any advice contained in this document is General Advice only and has been prepared without taking into account investors' objectives, financial situation or needs. Prior to acting upon any information contained in this document, investors must do their own investigation and analysis of the appropriateness of the information or seek independent financial and/or tax advice, having regard to their objectives, financial situation and needs. Investors must consider reading any relevant Product Disclosure Statement (PDS) or offer document to assess the appropriateness of this advice in light of their own objectives before making a decision to obtain a financial product. Past performance is not a reliable indicator of future performance. © 2026 Lonsec Research. All rights reserved. You may not reproduce, transmit, disseminate, sell or publish this information without our written consent.

Except for any liability which cannot be excluded, no representation, warranty or undertaking, express or implied is made and no responsibility or liability is accepted by Lonsec Research, its directors, officers, employees and agents for any error or inaccuracy, misstatement or omission from this document or any loss or damage suffered by the recipient or any other person as a consequence of relying upon it.

Lonsec Research makes no representation, warranty or undertaking in relation to the accuracy, reasonableness or completeness of the information presented in this document which is compiled from information from public and third-party sources. We assume no obligation to update this document after publication. Lonsec Research provides this document for the exclusive use by the recipient to whom it is provided and should not be used or relied upon by any other person unless express permission is obtained from us. Additional fees and charges may apply. Please verify from the offer documents for the relevant financial product. In line with industry practice, returns may be estimated. To access verified returns please refer to the product issuer. This document may also contain third party material that is subject to copyright. To the extent that copyright subsists with a third party, it remains with the original owner and permission may be required to reuse the material.

The product rated in this publication may have related financial products or be associated with other financial products and platforms. Our rating applies to the financial product outlined in this publication. You should seek professional advice before you make an investment decision on related or associated financial products and platforms. You should be aware that the mandate, fees, underlying investments, the issuers of the related and associated financial products and platforms may be different from the financial product specified in this publication.

Disclosures

Lonsec Research does not hold the financial product(s) referred to in this document. The financial product issuer and/or Lonsec Research Representatives (and/or their associates) may from time to time have holdings in the financial product referred to in this document or in Generation Development Group (ABN 90 087 334 370).

Disclosures (continued)

For the purposes of this report Lonsec Research considers such holdings not to be sufficiently material to compromise the rating or advice. Lonsec Research manages any potential conflict by implementing a comprehensive ratings process, information barriers and monitoring program. Lonsec Research receives a fee from the financial product issuer(s) for researching the financial product(s), using objective criteria. Lonsec Research's rating(s) outcome is not linked to the fee. Lonsec Research and its associates do not receive any other compensation or material benefits from product issuers or third parties in connection with the report. Lonsec Research's research process relies upon the participation of the financial product issuer(s). Should the financial product issuer(s) no longer participate in our research process, we reserve the right to withdraw the document at any time and discontinue future coverage. This is a summary of the research report, you can access the full research report via Lonsec Research. For information about our associations and/or relationships with the financial product issuers and General Development Group, please refer to our Conflicts of Interest Statement accessible [here](#).

Lonsec Research FSG Financial Services Guide

This Financial Services Guide (FSG) has been prepared and issued by Lonsec Research Pty Ltd ABN 11 151 658 561 (Lonsec Research, we, us, our), holder of Australian Financial Services Licence (AFSL) No. 421445, to assist you in determining whether to use our financial services and products. This is an important document, and you should read it carefully. The contents of this FSG are general information only and does not take into account your personal needs or objectives. Lonsec Research provides no warranty as to the suitability of the services of this FSG for any particular person.

1.1 What is a Financial Services Guide?

This FSG's purpose is to provide you with important information regarding services offered by Lonsec Research. You should read this FSG prior to using our services. This document was prepared to inform you about:

- who we are and our contact details;
- the financial services we provide;
- the remuneration that may be paid to us and other persons in relation to the financial services we provide;
- how we deal with conflicts of interest; and
- how we deal with complaints

1.2 About Lonsec Research and its related parties

ASX listed Generation Development Group Limited (ABN 90 087 334 370) is the parent company of Lonsec Holdings Pty Ltd (ABN 41 151 235 406) (Lonsec Holdings). Lonsec Research is a wholly owned subsidiary of Lonsec Holdings Pty Ltd (ABN 41 151 235 406) (Lonsec Holdings) and provides in-depth, investigative investment research across a broad range of listed and unlisted investments. Other subsidiaries of Lonsec Holdings include SuperRatings Pty Ltd (ABN 95 100 192 283), Implemented Portfolios Pty Limited (ABN 36 141 881 147) and Lonsec Investment Solutions Pty Ltd (ABN 95 608 837 583). All employees of the Lonsec group entities, including Lonsec Research, are employed by Lonsec Fiscal Pty Ltd (ABN 94 151 658 534).

Contact Details

Lonsec Research Pty Ltd
Level 39, 25 Martin Place
Sydney NSW 2000
Tel: 1300 826 395
Email: info@lonsec.com.au
www.lonsec.com.au

1.3 What kind of financial services can Lonsec Research provide?

Lonsec Research is authorised under its Australian Financial Services Licence to provide general financial product advice to retail and wholesale clients on the following types of financial products:

- securities
- deposit and payment products limited to basic product products
- derivatives
- interests in managed investment schemes including investor directed portfolio services
- superannuation
- retirement savings accounts
- foreign exchange products
- life products including:
 - investment life insurance products as well as any products issued by a Registered Life Insurance Company that are backed by one or more of its statutory funds; and
 - life risk insurance products as well as any products issued by a Registered Life Insurance Company that are backed by one or more of its statutory funds;

Lonsec Research is also authorised to deal in a financial product by arranging for another person to apply for, acquire, vary, or dispose the above types of products for or by retail and wholesale clients.

1.4 Provision of general advice

Any advice that Lonsec Research provides is of a general nature and does not take into account your personal financial situation, objectives or needs. You should, before acting on the information, consider its appropriateness having regard to your own financial objectives, situation and needs and if appropriate, obtain personal financial advice on the matter from a financial adviser. Before making a decision regarding any financial product, you should obtain and consider a copy of the relevant Product Disclosure Statement or offer document from the financial product issuer.

1.5 How Lonsec Research is paid

Lonsec Research receives fees from Fund Managers and/or financial product issuers for researching their financial product(s) using comprehensive and objective criteria. Lonsec receives subscriptions fees for providing research content to subscribers including financial advisers, fund managers and financial product issuers. Lonsec Research's fees are not linked to the financial rating outcome of a particular financial product. Lonsec Research fees are determined by private agreement with its clients depending on a number of criteria including the number of financial advisors who access Lonsec Research publications, the range of publications accessed and the complexity of a specific research assignment. Due to the specific nature of its charges, disclosure of Lonsec Research fees may not be ascertainable when you receive this FSG, but you are able to request this information in writing before a financial service is provided to you.

Lonsec Research FSG (continued)

The fees received by Lonsec Research do not have an effect on the inclusion (or otherwise) of a financial product in portfolios managed by Lonsec Investment Solutions; or in approved product lists as a result of Lonsec Investment Solutions consulting activities. We do not have any direct employees as all employees are contracted, for employment purposes, with Lonsec Fiscal, a subsidiary of Lonsec Holdings. All employees of Lonsec are paid a salary and may receive a discretionary bonus which is not guaranteed. Sales employees may have a sales commission plan, relevant for sales to Wholesale clients, as offered by Lonsec Research from time to time at its discretion.

1.6 How do we manage our compensation arrangements?

Lonsec Research has Professional Indemnity insurance arrangements in place to compensate clients for loss or damage because of breaches of any relevant legislative obligations by Lonsec Research or its representatives which satisfy section 912B of the Corporations Act 2001.

1.7 What should you do if you have a complaint?

Lonsec Research's internal complaints handling process is designed to ensure that your concerns are treated seriously, addressed promptly and fairly. A complaint may be lodged either verbally or in writing and will be dealt with in strict confidence. If you have a complaint relating to Lonsec Research's products, services, its employees, the complaint should be addressed to:

Complaints Manager

Level 39, 25 Martin Place
Sydney NSW 2000
Tel: 1300 826 395

Email: complaints@lonsec.com.au

An individual may request further information about Lonsec Research's internal complaints handling procedure at any time. If an individual is not satisfied with the outcome of their complaint or has not received a response within 30 days from Lonsec Research, the individual can complain to the Australian Financial Complaints Authority (AFCA). AFCA provides an independent dispute resolution service and can be contacted on:

Online: www.afca.org.au

Email: info@afca.org.au

Phone: 1800 931 678

Mail:

Australian Financial Complaints Authority
GPO Box 3
Melbourne, Victoria, 3001.

1.8 Conflicts of Interest

Lonsec Research is aware of the inherent potential conflicts of interest associated with the provision of ratings and how we are remunerated for our services. There are a comprehensive set of policies, and procedures in place at Lonsec Holdings that apply to its subsidiaries including Lonsec Research. Information barriers (both permanent and temporary) consistent with our regulatory obligations under Regulatory Guide 79 are in place to manage either perceived or actual conflicts of interest. Employees of Lonsec also have to abide by Personal Trading and Gifts and Entertainment requirements and are trained on these requirements from time to time.

Lonsec Research review and rate products for Fund and Equity Managers who may from time to time have holdings within Generation Development Group Limited. Lonsec Research manages any potential conflict by disclosing to investors who access the research for these products and by implementing a comprehensive ratings process, information barriers and monitoring program. For further information on how Lonsec manages its conflicts refer to our Conflicts of Interest Statement accessible [here](#). For more information refer to Lonsec Research Ratings Methodology available on our platform iRate or by contacting us on 1300 826 395.

Lonsec Holdings has appointed Australian Retirement Trust Pty Ltd ABN 88 010 720 840, AFSL 228975 as the provider of default superannuation services to its Group employees. Lonsec Holdings appointment of Australian Retirement Trust is not an endorsement of, or opinion on, the Fund.

Australian Retirement Trust is a subscriber to our services and pays a fee to us for this subscription service. Australian Retirement Trust rating and report is issued by an analyst who is aware of Australian Retirement Trust's appointment as default superannuation fund provider but who does not have a personal investment in the fund.

This FSG was prepared on 1 August 2024.