

fall family fun kit





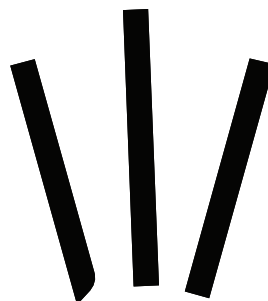






SHILOH
BAPTIST CHURCH
EST. 1863


1401 Jamieson Ave., Alexandria, VA 22314 | shiloh-bc.org

Pumpkin Carving Templates

Print out these templates to help you to carve the best pumpkin!







JESUS





5 FALL FAMILY GAMES

GUESS THE CANDY

Blindfold a member of your family and feed them 5 pieces of candy. See how many they can guess correct out of 5.

CANDY TREASURE HUNT

Hide small bags of candy around the house.

FIRST TO FIVE

Place an empty bowl at the end of a table, or on the ground outside. Give everyone candy and see who can get 5 in the bowl first.

MARSHMALLOW BALANCE

Place a large marshmallow on the forehead of every member of your family. See who can keep it on their forehead the longest. If no one is dropping their marshmallow, ask everyone to start walking around or hopping on one foot.

FAMILY CHARADES

Make a list of fall-themed items and take turns trying to act them out. You can use the following list or make up your own: pumpkin, picking apples, falling leaves, riding a bike, bird watching, tractor ride, roasting marshmallows, cat, putting on a costume, tree blowing in the wind, roller coaster, camping.



FALL FAMILY FUN ACTIVITIES

FARMERS MARKET	PHOTOGRAPH FALL FOLIAGE	HOST A BONFIRE	VISIT AN APPLE CIDER MILL	VISIT THE FARM
GO APPLE PICKING	GO PUMPKIN PICKING	GO FOR A HAYRIDE	VISIT A THEME PARK	FIND A NEW FALL FAVORITE DRINK
BAKE AN APPLE PIE	HAVE A BOARD GAME NIGHT	GO ON A HIKE	PLAN A FAMILY PHOTO SHOOT	WRITE A THANK YOU LETTER TO A SOMEONE
CREATE A JAR OF FALL DEVOTIONS	GO BACKYARD CAMPING	PAINT PUMPKINS	MAKE A FALL SNACK MIX	BAKE APPLE CIDER DONUTS
MAKE A FALL WREATH	FIND A FALL FESTIVAL TO ATTEND	DO A SERVICE PROJECT TOGETHER	TRY A NEW CHILL RECIPE	GO TO A LOCAL FOOTBALL GAME





recipe

CARMEL APPLE SALAD

ingredients

1 small box instant butterscotch pudding

1 (8oz) container whip cream

1 (8oz) can crushed pineapple with juice

3 cups diced apples

1 cup chopped peanut topping

1 cup mini-marshmallows

directions

Mix together cool whip, pudding, pineapple with the juice in a large bowl

Add apples, nuts & marshmallows to the mixture.

Keep in the refrigerator until ready to serve.



recipe

PUMPKIN ROLL

ingredients

3 eggs

1 c. sugar

2/3 c. pumpkin puree

1 tsp lemon juice

3/4 c. all purpose flour

1 tsp baking powder

2 tsp cinnamon

1 tsp ginger

1/2 tsp nutmeg

1/2 tsp salt

filling

8 oz. cream cheese (softened)

4 TBSP butter

1 c. powdered sugar

1/2 tsp vanilla extract

directions

In a large bowl, combine eggs & sugar and beat well. Add pumpkin puree & lemon juice, mixing until blended.

In a separate bowl, combine flour, baking powder, spices & salt. Add to the above egg mixture and beat well.

Spread batter into a greased & waxed-lined 10"x15" pan (or cookie sheet with edges). Bake at 350 degrees for 15 minutes. Remove from the oven and let cool for 15 minutes. After the 15 minutes, place the cake on a clean towel that has been sprinkled liberally with powdered sugar. Let sit on the towel for 10 more minutes. From the 10" side, roll the cake up in the towel and set aside.

While cake is cooling, prepare the filling. Beat together cream cheese & butter. Stir in powdered sugar and vanilla and mix until smooth. Unroll your cake and evenly spread the filling across the cake. Roll up the cake, wrap in plastic wrap and chill at least 1 hour before serving.



recipe

OLD FASHIONED SOFT PUMPKIN COOKIES

ingredients

2-1/2 c. all purpose flour

1 tsp baking powder

1 tsp baking soda

1 tsp cinnamon

1/2 tsp nutmeg

1/2 tsp salt

1-1/2 c. sugar

1/2 c. butter softened

1 c. Pure Pumpkin

1 large egg

1 tsp vanilla extract

glaze

Combine 2 cups sifted powdered sugar, 3 TBSP milk, 1 TBSP melted butter, & 1 tsp vanilla extract & mix until smooth

directions

Preheat oven to 350 degrees - grease baking sheets.

Combine flour, baking soda, baking powder, cinnamon, nutmeg, & salt in a bowl, set aside.

Beat sugar & butter in a large mixer until well blended. Beat in pumpkin, egg, & vanilla extract until smooth. Gradually beat in flour mixture.

Place spoonfuls onto cookie sheet and bake 15-18 minutes until edges are firm.

Cool for 2 minutes and then drizzle glaze over the top.

*for variation, add 1/2 cup chocolate chips to the recipe

LET'S CHAT



DINNER TABLE CONVERSATION STARTERS

While sitting at the dinner table, consider these conversation starters questions. Take turns answering questions. Try choosing a number between 1 and 20 and answering that question.

1. If you were invisible where would you go?
2. What kind of job would you like to do when you grow up?
3. Who do you think is stronger, an elephant or a rhino?
4. If you could become any animal for a week, what animal would you be?
5. What's your favorite smell?
6. What's something you're good at doing?
7. What's your favorite part of the day?
8. What's your favorite vegetable?
9. How would you describe God to someone?
10. If you opened a business, what kinds of things would you sell?
11. If you were going to change the world for the better, what's one thing you'd do?
12. What's the weirdest sound you can make?
13. What's your favorite season of the year?
14. If you could meet any TV or movie character, who would you want to meet?
15. How would you define love?
16. If you were going to be famous for something, what would you want to be known for?
17. How would you explain prayer to someone who didn't know what it was?
18. What would you do with \$100,000 if you were given it today?
19. What does it mean to be a Christian?
20. Make up a word and its meaning.

Gratitude Challenge

CHOOSE ONE OF THE FOLLOWING ACTIVITIES EVERY WEEK THIS MONTH.

- **Write a 3 letters of gratitude.** These letters can be for a family member, friend, neighbor, teacher, or anyone.
- **Send 10 texts of thanks.** Send texts to people you haven't spoken to in a while and express gratitude for their involvement in your life.
- **Thankfulness posts.** Post on social media every day with one thing you're thankful for.
- **Say "Thank You" 10 Times a Day.** Each day this week, try to say "thank you" 10 times each day.
- **Recite Bible verse on thankfulness.** Choose a memory verse that expresses gratitude and recite it every week.
- **Show a Neighbor Kindness.** Find ways to show kindness to your neighbors this week.
- **Write a Thankfulness List.** As a family, make a list of things you're thankful for- try to get to 100.
- **Thank a Teacher.** Find a way to say thanks to a local teacher.

