



WELCOME TO THE KITCHEN

The industrial production of furniture and kitchen cabinets was just beginning when master carpenter Wilhelm Eggersmann founded his joinery shop in 1908.

Primarily, it was the craftsmanship of the carpenters that determined the quality of the kitchen furniture which at that time was mainly kitchen sideboards.

Over the years, the process of industrialization made great advancements.

In contrast to many other kitchen manufacturers entering the market, eggersmann's passion was focused on the highest possible degree of individuality and not on mass production.

Now, more than 100 years later, carpentry skills are still the base of our manufacturing process while using the most modern machine technology.

In this manner we are able to produce our bespoke and luxurious kitchen systems.

eggersmann creates valuable unique products for discerning clientele.





Sustainability determines our actions. eggersmann sets the benchmark regarding responsible handling of wooden materials and of the environment.

We are the first German industrial kitchen system manufacturer certified according to the strict requirements of the FOREST STEWARDSHIP COUNCIL® (FSC®).

FSC® is the most renowned and extensive certification system for responsible forestry worldwide. FSC® prevents overexploitation on a global level, protects rare species and obviates human rights violations. The triple-layer furniture boards used for our carcass and front materials are certified according to the strict emission requirements as per CARB II (California Air Resources Board) and the formaldehyde emission of less than 0.05 ppm is well below the permitted European limit value of emission class E1 (0.1 ppm).

Sustainability also determines our design approach.

Our kitchen systems are designed for a long service life which requires exceptional and timeless product design.

Furthermore, original ideas drive us to develop new products, making eggersmann one of the most recognized top innovation leaders in the kitchen industry.

Numerous international awards for innovations are testament to this. We are proud of our accomplishments and are committed to creative thinking.

This will help us to design the perfect kitchen of tomorrow with honest and genuine materials and the high expectation of designing something unique for its users.



DESIGNPREIS
DEUTSCHLAND



GOOD DESIGN
AWARD



INTERIOR
INNOVATION
AWARD



RED DOT
AWARD



IF DESIGN
AWARD

Front finish:	Melamine decor
Edges:	1.3 mm soft edges
Front finish reverse side:	matching front side
Front thickness:	19 mm
Front base:	triple-ply chipboard
Front weight:	13.2 kg/m ²



2313 onyx (standard carcass color)

- Melamine surfaces and soft edges are very resistant and easy to clean. Please note that due to the effects of light (e.g. continued direct sunlight), unsuitable cleaning agents or steam from cooking environment, color changes may nevertheless occur. Depending on the situation and intensity of the effects a possible discoloration (yellowing) of the surface and the edging material may also vary.

Further door finishes / Colour codes with descriptions



2301 opal white




2314 fossil (standard carcass color)



NEW **2316** ecru

MILANO

Front finish:	Melamine decor Fine Matt
Edges:	1.3 mm soft edges
Front finish reverse side:	matching front side
Front thickness:	19 mm
Front base:	triple-ply chipboard
Front weight:	13.2 kg/m ²



2305 terra

- color-matching handles please see page V46
- Melamine surfaces and soft edges are very resistant and easy to clean. Please note that due to the effects of light (e.g. continued direct sunlight), unsuitable cleaning agents or steam from cooking environment, color changes may nevertheless occur. Depending on the situation and intensity of the effects a possible discoloration (yellowing) of the surface and the edging material may also vary.

Further door finishes / Colour codes with descriptions




2306 pearl white



2307 kashmir



2310 platinum grey



2311 umbra



2312 sand grey

TUNIS

Front finish:	Melamine decor
Edges:	1.3 mm soft edges
Front finish reverse side:	matching front side
Front thickness:	19 mm
Front base:	triple-ply chipboard
Front weight:	13.2 kg/m ²



2818 Midnight oak* (standard carcass color)
2918 Midnight oak, horizontal*

Melamin wood grain finishes will not be grain matched. *
Shelves, finished side panels, back panels are vertical finished.

* Optional Decor Grain Matching

DGL grip channels, plinth panels and ceiling fillers are always supplied with as horizontal grain

- Vertical grain matching is possible up to max. material height.
- **A surcharge on the grain matched parts is required.**
- **Horizontal grain matching is not available.**
- Grain matching cannot be achieved on ceiling filler, plinth panel or DGL profile.
- Melamine surfaces and soft edges are very resistant and easy to clean. Please note that due to the effects of light (e.g. continued direct sunlight), unsuitable cleaning agents or steam from cooking environment, color changes may nevertheless occur. Depending on the situation and intensity of the effects a possible discoloration (yellowing) of the surface and the edging material may also vary.

Further door finishes / Colour codes with descriptions



2806 light oak
2906 light oak, horizontal



2811 Chestnut
2911 Chestnut, horizontal

*18.6 mm thick

Front finish:	Melamine decor, with embossed surface
Edges:	1 mm soft edges
Front finish reverse side:	matching front side
Front thickness:	19 mm
Front base:	triple-ply chipboard
Front weight:	13.2 kg/m ²



2815 Missouri anthracite oak
2915 Missouri anthracite oak,
horizontal

Melamin wood grain finishes will not be grain matched. *
Shelves, finished side panels, back panels are vertical finished.

* Optional Decor Grain Matching

DGL grip channels, plinth panels and ceiling fillers are always supplied with as horizontal grain

- Vertical grain matching is possible up to max. material height.
- **A surcharge on the grain matched parts is required.**
- **Horizontal grain matching is not available.**
- Grain matching cannot be achieved on ceiling filler, plinth panel or DGL profile.
- Melamine surfaces and soft edges are very resistant and easy to clean. Please note that due to the effects of light (e.g. continued direct sunlight), unsuitable cleaning agents or steam from cooking environment, color changes may nevertheless occur. Depending on the situation and intensity of the effects a possible discoloration (yellowing) of the surface and the edging material may also vary.

Further door finishes / Colour codes with descriptions



2807 Ash white
2907 Ash white, horizontal



2904 Pembroke oak, horizontal
2804 Pembroke oak



2813 Missouri sand oak
2913 Missouri sand oak,
horizontal




2814 Missouri grey oak
2914 Missouri grey oak,
horizontal




2816 Missouri brown oak
2916 Missouri brown oak,
horizontal



2817 Missouri black oak
2917 Missouri black oak,
horizontal




NEW **2819** black walnut
2919 black walnut, horizontal



NEW **2820** noce
2920 noce, horizontal



NEW **2821** grey oak
2921 grey oak, horizontal



NEW **2822** chestnut pebble
2922 chestnut pebble, horizontal

Front finish:softmatt laquer

Edges:lacquered soft edges on all sides

Front finish reverse side:matching lacquered

Front thickness:19 mm

Front base:MDF


Front weight:14 kg/m²



8507 kashmir

■ RAL / NCS Or other special colors
not possible

Further door finishes / Colour codes with descriptions



8505 terra




8506 pearl white



8508 graphite




8510 platinum grey



8511 umbra



8512 sand grey



8513 ecru


Front finish:	Laminate with nano surface and soft touch effect
Edges:	1.2 mm soft edges
Front finish reverse side:	matching front side
Front thickness:	19 mm
Front base:	MDF core
Front weight:	14.3 kg/m ²



2712 Nano black

- Laminate surfaces and soft edges are very resistant and easy to clean. Please note that due to the effects of light (e.g. continued direct sunlight), unsuitable cleaning agents or steam from cooking environment, color changes may nevertheless occur. Depending on the situation and intensity of the effects a possible discoloration (yellowing) of the surface and the edging material may also vary.


Further door finishes / Colour codes with descriptions



2711 Nano grigio



2716 Nano taupe



2713 Nano lotus white



2719 Nano green grey



NEW 2722 Nano beige



NEW 2723 Nano cacao



NEW 2724 Nano verde

NEVADA

Front finish: Melamin decor
Edges: 1.0 mm soft edges
Front finish reverse side: matching front side
Front thickness: 18,5 mm
Front base: triple-ply chipboard
Front weight: 13.2 kg/m²



Melamin wood grain finishes will not be grain matched. *
Shelves, finished side panels, back panels are vertical finished.
* Optional Decor Grain Matching

DGL grip channels, plinth panels and ceiling fillers are always supplied with as horizontal grain

2830 Reflex bronze
2930 Reflex bronze, horizontal

Further door finishes / Colour codes with descriptions



2831 Reflex graphite
2931 Reflex graphite, horizontal



2832 Reflex blue
2932 Reflex blue, horizontal



NEW 2833 Reflex pearl
2933 Reflex pearl, horizontal



NEW 2834 Reflex dark bronze
2932 Reflex dark bronze, horizontal



NEW 2733 Concreta graphite



NEW 2734 Concreta grey



NEW 2735 Concreta beige

DENVER

Front finish:	high-gloss lacquered
Edges:	1 mm glossy soft edges
Front finish reverse side:	matching high-gloss lacquered
Front thickness:	19,2 mm
Front base:	MDF core
Front weight:	15.5 kg/m ²



2610 pearl white, high-gloss


Further door finishes / Colour codes with descriptions



2611 grey, high-gloss




2612 kashmir, high-gloss



2613 grigio, high-gloss

surrounding colour **LKHG** high-gloss lacquered with soft edges

Additional design options by combination of any front colour and surrounding colour. Surrounding colours please see pages M1 – M6 

Front finish: Fine textured lacquer
Edges: 2 mm rounded edges
Front finish reverse side: matching lacquered
Front thickness: 19 mm
Front base: MDF core
Front weight: 15.4 kg/m²



8317 kashmir, fine textured


This door style can be offered in any RAL or NCS color at an additional charge of 835 points per color.

Other special colours are available if technically possible and price upon request.



For additions to a delivered kitchen, a reference sample from the first delivery must be is required prior production.
Due to the handcrafted structure and characteristics of the surfaces there may be variations to the initial delivery.
These possible variations to the reference sample do not constitute a reason for complaint.

Further door finishes / Colour codes with descriptions




8315 terra, fine textured




8316 pearl white, fine textured



8318 graphite, fine textured



8320 platinum grey, fine textured



8321 umbra, fine textured




8322 sand grey, fine textured



NEW 8323 ecru, fine textured

Front finish: Satin texture lacquer
Edges: 2 mm rounded edges
Front finish reverse side: matching lacquered
Front thickness: 19 mm
Front base: MDF core
Front weight: 15.8 kg/m²




8408 graphite, satin texture lacquer

This door style can be offered in any RAL or NCS color at an additional charge
Other special colours are available if technically possible and price upon request.



For additions to a delivered kitchen, a reference sample from the first delivery must be is required prior production.
Due to the handcrafted structure and characteristics of the surfaces there may be variations to the initial delivery.
These possible variations to the reference sample do not constitute a reason for complaint.

Further door finishes / Colour codes with descriptions




8405 terra, satin texture lacquer



8406 pearl white, satin texture lacquer




8407 kashmir, satin texture lacquer




8432 black, satin texture lacquer



8410 platinum grey, satin texture lacquer



8411 umbra, satin texture lacquer




8412 sand grey, satin texture lacquer



NEW 8413 carbongrey, satin texture lacquer



NEW 8414 bronze, satin texture lacquer



NEW 8415 ecru, satin texture lacquer

KARAT Matt

Front finish: Matt lacquered
Edges: 2 mm rounded edges
Front finish reverse side: matching lacquered
Front thickness: 19 mm
Front base: MDF core
Front weight: 15.4 kg/m²




8107 kashmir, matt lacquered

This door style can be offered in any RAL or NCS color at an additional charge
Other special colours are available if technically possible and price upon request.



For additions to a delivered kitchen, a reference sample from the first delivery must be is required prior production.
Due to the handcrafted structure and characteristics of the surfaces there may be variations to the initial delivery.
These possible variations to the reference sample do not constitute a reason for complaint.

Further door finishes / Colour codes with descriptions



8105 terra,
matt lacquered




8106 pearl white,
matt lacquered




8108 graphite,
matt lacquered




8110 platinum grey,
matt lacquered



8111 umbra,
matt lacquered



8112 sand grey,
matt lacquered



NEW 8113 ecru,
matt lacquered

KARAT HIGH GLOSS

Front finish:	High-gloss lacquered
Edges:	2 mm rounded edges
Front finish reverse side:	matching matt lacquered
Front thickness:	19 mm
Front base:	MDF core
Front weight:	15.8 kg/m ²



For additions to a delivered kitchen, a reference sample from the first delivery must be is required prior production.
Due to the handcrafted structure and characteristics of the surfaces there may be variations to the initial delivery.
These possible variations to the reference sample do not constitute a reason for complaint.

588 alpine white, high-gloss

Further door finishes / Colour codes with descriptions




8604 icy white, high-gloss



8616 pearl white, high-gloss

KARAT HIGH GLOSS

Front finish:	High-gloss lacquered
Edges:	2 mm rounded edges
Front finish reverse side:	matching matt lacquered
Front thickness:	19 mm
Front base:	MDF core
Front weight:	15.8 kg/m ²



8617 kashmir, high-gloss

This door style can be offered in any RAL or NCS color at an additional charge



Other special colours are available if technically possible and price upon request.

For additions to a delivered kitchen, a reference sample from the first delivery must be is required prior production.
Due to the handcrafted structure and characteristics of the surfaces there may be variations to the initial delivery.
These possible variations to the reference sample do not constitute a reason for complaint.

Further door finishes / Colour codes with descriptions



8600 snow white, high-gloss




8615 terra, high-gloss




8618 graphite, high-gloss




8620 platinum grey, high-gloss



8621 umbra, high-gloss



8622 sand grey, high-gloss



NEW 8613 ecru, high-gloss

VENTURA

Front finish:	Effect lacquer
Edges:	2 mm rounded edges
Front finish reverse side:	color similar to front without special effect
Front thickness:	19 mm
Front base:	MDF core
Front weight:	15.8 kg/m ²



- Every Ventura front panel is unique!
The effect lacquer finish is made by hand. Slight differences in color intensity, shading or in the grinding pattern, which may have the effect that the color shade appears different, are preserved as characteristic for this handmade finish and feature the furniture parts their unique charisma.

For additions to a delivered kitchen, a reference sample from the first delivery must be required prior production.
Due to the handcrafted structure and characteristics of the surfaces there may be variations to the initial delivery.
These possible variations to the reference sample do not constitute a reason for complaint.

8017 Effect lacquer, Black Steel

Further door finishes / Colour codes with descriptions



8012 Effect lacquer, silver



8013 Effect lacquer, Brushed Brass light



8014 Effect lacquer, Dark Brass



8015 Effect lacquer, Dark Green



8016 Effect lacquer, Dark Bronze



8008 Effect lacquer, steelgrey

VANCOUVER F

Front finish:	Wood veneered
Edges:	1 mm edges on all sides matching
Front finish reverse side:	matching veneered
Front thickness:	19 mm
Front base:	triple-ply chipboard
Front weight:	12.9 kg/m ²



3566 honey oak

Wood is a natural product and subject to variation of color and graining. Slightly differences in color intensity and grain structure of the veneer are preserved as natural characteristics for this handmade finish and feature the furniture parts their unique charisma. It follows, therefore, that there will be differences between samples/images and the respective delivery of the wood items. Please also note that exposure to sunlight will lead to changes in color.

DGL grip channels, plinth panels and ceiling fillers are delivered with a horizontal grain as standard.

Oiled real wood surfaces

Oiled real wood surfaces are more susceptible to moisture than lacquered wood finishes. Standing liquids can penetrate the wood and cause stains. Make sure to wipe up any spills immediately and use trivets for horizontal applications to minimize the effects of moisture.

Regular care of your oiled real wood surfaces is crucial, to preserve their beauty and durability. Inspect the wood regularly for damage and, if necessary, carry out the maintenance care according to our care instructions.

For additions to a delivered kitchen, a reference sample from the first delivery must be is required prior production. Due to the handcrafted structure and characteristics of the surfaces there may be variations to the initial delivery. These possible variations to the reference sample do not constitute a reason for complaint.

Further door finishes / Colour codes with descriptions



3510 brushed oak silverbrown



3518 brushed core ash light



3549 Silver oak oiled



3559 Finline Striped Sand



3567 pearl oak




NEW 3569 bronzed oak



NEW 3570 fossil oak, deep brushed

VANCOUVER F

Front finish:	Wood veneered
Edges:	1 mm edges on all sides matching
Front finish reverse side:	matching veneered
Front thickness:	19 mm
Front base:	triple-ply chipboard
Front weight:	12.9 kg/m ²



3535 Smoked oak planked, brushed

Wood is a natural product and subject to variation of color and graining. Slightly differences in color intensity and grain structure of the veneer are preserved as natural characteristics for this handmade finish and feature the furniture parts their unique charisma. It follows, therefore, that there will be differences between samples/images and the respective delivery of the wood items. Please also note that exposure to sunlight will lead to changes in color.

For additions to a delivered kitchen, a reference sample from the first delivery must be is required prior production. Due to the handcrafted structure and characteristics of the surfaces there may be variations to the initial delivery. These possible variations to the reference sample do not constitute a reason for complaint.

DGL grip channels, plinth panels and ceiling fillers are delivered with a horizontal grain as standard.

Further door finishes / Colour codes with descriptions



559 oak smoked, brushed



3519 brushed core ash anthracite



3547 light oak brushed



3555 oak basalt black, brushed



3561 oak grey brown bicolor, brushed



3568 bog oak

VANCOUVER F

Front finish:	Wood veneered
Edges:	1 mm edges on all sides matching
Front finish reverse side:	matching veneered
Front thickness:	19 mm
Front base:	triple-ply chipboard
Front weight:	12.9 kg/m ²



Wood is a natural product and subject to variation of color and graining. Slightly differences in color intensity and grain structure of the veneer are preserved as natural characteristics for this handmade finish and feature the furniture parts their unique charisma. It follows, therefore, that there will be differences between samples/images and the respective delivery of the wood items. Please also note that exposure to sunlight will lead to changes in color.

For additions to a delivered kitchen, a reference sample from the first delivery must be is required prior production. Due to the handcrafted structure and characteristics of the surfaces there may be variations to the initial delivery. These possible variations to the reference sample do not constitute a reason for complaint.

DGL grip channels, plinth panels and ceiling fillers are delivered with a horizontal grain as standard.

3563 Black Walnut

Further door finishes / Colour codes with descriptions



3527 walnut



3530 Finline grafite black



3534 Finline Maro ebony



3545 oak dark brown riftcut



3506 walnut satin



3660 core walnut



NEW 3571 teak



NEW 3572 gravel walnut

VANCOUVER F horizontal grainmatched

Front finish:	Wood veneered
Edges:	1 mm edges on all sides matching
Front finish reverse side:	matching veneered
Front thickness:	19 mm
Front base:	triple-ply chipboard
Front weight:	12.9 kg/m ²



5566 honey oak

Vancouver F horizontal grainmatched veneers are produced with a continuous veneer processing.

Finished carcass sides, open shelf units and fillers are delivered in vertical grain direction.

Wood is a natural product and subject to variation of color and graining. Slightly differences in color intensity and grain structure of the veneer are preserved as natural characteristics for this handmade finish and feature the furniture parts their unique charisma. It follows, therefore, that there will be differences between samples/images and the respective delivery of the wood items. Please also note that exposure to sunlight will lead to changes in color.

For additions to a delivered kitchen, a reference sample from the first delivery must be required prior production.

Due to the handcrafted structure and characteristics of the surfaces there may be variations to the initial delivery.

These possible variations to the reference sample do not constitute a reason for complaint.

Oiled real wood surfaces

Oiled real wood surfaces are more susceptible to moisture than lacquered wood finishes.

Standing liquids can penetrate the wood and cause stains.

Make sure to wipe up any spills immediately and use trivets for horizontal applications to minimize the effects of moisture.

Regular care of your oiled real wood surfaces is crucial, to preserve their beauty and durability. Inspect the wood regularly for damage and, if necessary, carry out the maintenance care according to our care instructions.

Further door finishes / Colour codes with descriptions



5510 brushed oak silverbrown



5518 brushed core ash light



5549 Silver oak oiled



5559 Fineline Striped Sand



5567 pearl oak



NEW 5569 bronzed oak



NEW 5570 fossil oak,
deep brushed

VANCOUVER F horizontal grainmatched

Front finish:	Wood veneered
Edges:	1 mm edges on all sides matching
Front finish reverse side:	matching veneered
Front thickness:	19 mm
Front base:	triple-ply chipboard
Front weight:	12.9 kg/m ²



5535 Smoked oak planked, brushed

Vancouver F horizontal grainmatched veneers are produced with a continuous veneer processing.

Finished carcasse sides, open shelf units and fillers are delivered in vertical grain direction.

Wood is a natural product and subject to variation of color and graining. Slightly differences in color intensity and grain structure of the veneer are preserved as natural characteristics for this handmade finish and feature the furniture parts their unique charisma. It follows, therefore, that there will be differences between samples/images and the respective delivery of the wood items. Please also note that exposure to sunlight will lead to changes in color.

For additions to a delivered kitchen, a reference sample from the first delivery must be is required prior production. Due to the handcrafted structure and characteristics of the surfaces there may be variations to the initial delivery. These possible variations to the reference sample do not constitute a reason for complaint.

Further door finishes / Colour codes with descriptions



569 oak smoked, brushed



5519 brushed core ash anthracite



5547 light oak brushed



5555 oak basalt black, brushed



5561 oak grey brown bicolor, brushed



5568 bog oak

VANCOUVER F horizontal grainmatched

Front finish:	Wood veneered
Edges:	1 mm edges on all sides matching
Front finish reverse side:	matching veneered
Front thickness:	19 mm
Front base:	triple-ply chipboard
Front weight:	12.9 kg/m ²



5563 Black Walnut

Vancouver F horizontal grainmatched veneers are produced with a continuous veneer processing.

Finished carcasse sides, open shelf units and fillers are delivered in vertical grain direction.

Wood is a natural product and subject to variation of color and graining. Slightly differences in color intensity and grain structure of the veneer are preserved as natural characteristics for this handmade finish and feature the furniture parts their unique charisma. It follows, therefore, that there will be differences between samples/images and the respective delivery of the wood items. Please also note that exposure to sunlight will lead to changes in color.

For additions to a delivered kitchen, a reference sample from the first delivery must be is required prior production. Due to the handcrafted structure and characteristics of the surfaces there may be variations to the initial delivery. These possible variations to the reference sample do not constitute a reason for complaint.

Further door finishes / Colour codes with descriptions



5527 Walnut



5530 Finitione grafite black



5534 Finitione Maro ebony



5545 Oak dark brown riftcut



5506 Walnut satin



5660 Core Walnut



NEW 5571 teak



NEW 5572 gravel walnut

Front finish:	Wood veneered, embossed
Edges:	1 mm edges on all sides matching
Front finish reverse side:	matching veneered non-embossed
Front thickness:	18 mm
Front base:	triple-ply chipboard
Front weight:	12.9 kg/m ²



Wood is a natural product and subject to variation of color and graining. Slightly differences in color intensity and grain structure of the veneer are preserved as natural characteristics for this handmade finish and feature the furniture parts their unique charisma. It follows, therefore, that there will be differences between samples/images and the respective delivery of the wood items. Please also note that exposure to sunlight will lead to changes in color.

■ Wood veneer grain will not be grain matched if horizontal veneered.

DGL grip channels, plinth panels and ceiling fillers are delivered with a horizontal grain as standard.

For additions to a delivered kitchen, a reference sample from the first delivery must be is required prior production. Due to the handcrafted structure and characteristics of the surfaces there may be variations to the initial delivery. These possible variations to the reference sample do not constitute a reason for complaint.

3532 Fineline Maro ebony embossed
5532 Fineline Maro ebony, embossed,
horizontal veneered

Further door finishes / Colour codes with descriptions



669 fineline oak grey, embossed
679 fineline oak, grey embossed,
horizontal veneered



3533 Sisal black embossed
5533 Sisal black embossed,
horizontal veneered



3560 Core Walnut embossed
5560 Core Walnut embossed, horizontal veneered

Front finish:	Noble wood veneered fronts feature veneers from precious and unusual trees
Edges:	1 mm edges on all sides
Front finish reverse side:	veneer grain may not be matched and due to the precious nature of some veneers may be of lesser grade veneer
Front thickness:	19 mm
Front base:	triple-ply chipboard
Front weight:	12.9 kg/m ²



5511 Macassar Amaro, horizontal

The veneers of the NOBLE VENEER COLLECTION are hand picked and are grain matched or book matched according to required approved samples.

A veneer sample approval is required prior to producing furniture with NOBLE VENEER COLLECTION.

The sample will be produced 400 x 400 mm on 6 mm thick panel material. The edges and back will not be finished.

Wood is a natural product and subject to variation of color and graining. Slightly differences in color intensity and grain structure of the veneer are preserved as natural characteristics for this handmade finish and feature the furniture parts their unique charisma. It follows, therefore, that there will be differences between samples/images and the respective delivery of the wood items. Please also note that exposure to sunlight will lead to changes in color.

- **Horizontal grain direction**
- **Finished carcass sides, open shelf units and L-profile grip DGL are also available in these veneers but the veneer processing will be unconnuous.**

For additions to a delivered kitchen, a reference sample from the first delivery must be is required prior production. Due to the handcrafted structure and characteristics of the surfaces there may be variations to the initial delivery. These possible variations to the reference sample do not constitute a reason for complaint.

Further door finishes / Colour codes with descriptions



5516 Copper oak, brushed, horizontal



5517 Oak smoked with variations, brushed, horizontal



5556 Smoked Eucalyptus, horizontal



5565 Eucalyptus silver, horizontal

NOBLE VENEER COLLECTION MATT

Front finish:	Noble wood veneered fronts feature veneers from precious and unusual trees
Edges:	1 mm edges on all sides
Front finish reverse side:	veneer grain may not be matched and due to the precious nature of some veneers may be of lesser grade veneer
Front thickness:	19 mm
Front base:	triple-ply chipboard
Front weight:	12.9 kg/m ²



3511 Macassar Amaro

The veneers of the NOBLE VENEER COLLECTION are hand picked and are grain matched or book matched according to required approved samples.

A veneer sample approval is required prior to producing furniture with NOBLE VENEER COLLECTION.

The sample will be produced 400 x 400 mm on 6 mm thick panel material.
The edges and back will not be finished.

Wood is a natural product and subject to variation of color and graining. Slightly differences in color intensity and grain structure of the veneer are preserved as natural characteristics for this handmade finish and feature the furniture parts their unique charisma. It follows, therefore, that there will be differences between samples/images and the respective delivery of the wood items. Please also note that exposure to sunlight will lead to changes in color.

- **Vertical grain direction**
- **Finished carcass sides, open shelf units and L-profil grip DGL are also available in these veneers but the veneer processing will be unconnuous.**

For additions to a delivered kitchen, a reference sample from the first delivery must be is required prior production.
Due to the handcrafted structure and characteristics of the surfaces there may be variations to the initial delivery.
These possible variations to the reference sample do not constitute a reason for complaint.

Further door finishes / Colour codes with descriptions



3516 Copper oak, brushed



3517 Oak smoked with variations, brushed



3556 Smoked Eucalyptus



3565 Eucalyptus silver

Front finish:	Noble wood veneered fronts feature veneers from precious and unusual trees.
Edges:	1 mm edges on all sides
Front finish reverse side:	veneer grain may not be matched and due to the precious nature of some veneers may be of lesser grade veneer
Front thickness:	19 mm
Front base:	triple-ply chipboard
Front weight:	13.2 kg/m ²



The veneers of the NOBLE VENEER COLLECTION are hand picked and are grain matched or book matched according to required approved samples.

A veneer sample approval is required prior to producing furniture with NOBLE VENEER COLLECTION.

The sample will be produced 400 x 400 mm on 6 mm thick panel material. The edges and back will not be finished.

Wood is a natural product and subject to variation of color and graining. Slightly differences in color intensity and grain structure of the veneer are preserved as natural characteristics for this handmade finish and feature the furniture parts their unique charisma. It follows, therefore, that there will be differences between samples/images and the respective delivery of the wood items. Please also note that exposure to sunlight will lead to changes in color.

- **Horizontal grain direction**
- **Finished carcass sides, open shelf units and L-profil grip DGL are also available in these veneers but the veneer processing will be uncontinuous.**

For additions to a delivered kitchen, a reference sample from the first delivery must be is required prior production. Due to the handcrafted structure and characteristics of the surfaces there may be variations to the initial delivery. These possible variations to the reference sample do not constitute a reason for complaint.

5711 Macassar Amaro, horizontal, high-gloss lacquered on all sides

Further door finishes / Colour codes with descriptions



5716 Copper oak, horizontal, high-gloss lacquered on all sides



5756 Smoked Eucalyptus horizontal, high-gloss lacquered on all sides



5765 Eucalyptus silver, horizontal, high-gloss lacquered on all sides

Front finish:	Noble wood veneered fronts feature veneers from precious and unusual trees.
Edges:	1 mm edges on all sides
Front finish reverse side:	veneer grain may not be matched and due to the precious nature of some veneers may be of lesser grade veneer
Front thickness:	19 mm
Front base:	triple-ply chipboard
Front weight:	13.2 kg/m ²



The veneers of the NOBLE VENEER COLLECTION are hand picked and are grain matched or book matched according to required approved samples.

A veneer sample approval is required prior to producing furniture with NOBLE VENEER COLLECTION.

The sample will be produced 400 x 400 mm on 6 mm thick panel material. The edges and back will not be finished.

Wood is a natural product and subject to variation of color and graining. Slightly differences in color intensity and grain structure of the veneer are preserved as natural characteristics for this handmade finish and feature the furniture parts their unique charisma. It follows, therefore, that there will be differences between samples/images and the respective delivery of the wood items. Please also note that exposure to sunlight will lead to changes in color.

- **Vertical grain direction**
- **Finished carcass sides, open shelf units and L-profil grip DGL are also available in these veneers but the veneer processing will be unconnuous.**

For additions to a delivered kitchen, a reference sample from the first delivery must be is required prior production. Due to the handcrafted structure and characteristics of the surfaces there may be variations to the initial delivery. These possible variations to the reference sample do not constitute a reason for complaint.

3711 Macassar Amaro, high-gloss lacquered on all sides

Further door finishes / Colour codes with descriptions



3716 Copper oak
high-gloss lacquered on all sides



3756 Smoked Eucalyptus
high-gloss lacquered on all sides



3765 Eucalyptus silver,
high-gloss lacquered on all sides

Front finish:	Wood veneered fronts with vertical plank style
Edges:	1 mm edges on all sides
Front finish reverse side:	veneered, with plank style
Front thickness:	20 mm
Front base:	MDF black
Front weight:	15,9 kg/m ²



3563 Black Walnut

Wood is a natural product and subject to variation of color and graining. Slightly differences in color intensity and grain structure of the veneer are preserved as natural characteristics for this handmade finish and feature the furniture parts their unique charisma. It follows, therefore, that there will be differences between samples/images and the respective delivery of the wood items. Please also note that exposure to sunlight will lead to changes in color.

- Shelves, finished carcass side panels, back panels are vertical veneered as standard, without plank style.
- Side panel with front pattern see page Z33
- Groove grid is 100 mm
- Drillings for handles are not available.
- Handles 88.510 - 88.516 and 88.530 - 88.535 are available

For additions to a delivered kitchen, a reference sample from the first delivery must be required prior production. Due to the handcrafted structure and characteristics of the surfaces there may be variations to the initial delivery. These possible variations to the reference sample do not constitute a reason for complaint.

DGL grip channels, plinth panels and ceiling fillers are delivered with a horizontal grain as standard.

Further door finishes / Colour codes with descriptions



3519 brushed core ash anthracite

Front finish:	Wood veneered front with vertical groove shape
Edges:	1 mm edges on all sides matching
Front finish reverse side:	matching veneered
Front thickness:	22 mm
Front base:	triple-ply chipboard
Front weight:	14.3 kg/m ²



3549 Silver oak oiled

Wood is a natural product and subject to variation of color and graining. Slightly differences in color intensity and grain structure of the veneer are preserved as natural characteristics for this handmade finish and feature the furniture parts their unique charisma. It follows, therefore, that there will be differences between samples/images and the respective delivery of the wood items. Please also note that exposure to sunlight will lead to changes in color.

- Wood veneer grain will not be grain matched if vertical veneered.
- Shelves, finished carcass side panels, back panels are vertical veneered as standard, without groove shape.
- Side panel with front pattern see page Z33
- Handles/Drillings for handles are not available.
- Maximum frontpanel dimensions (HxW): 2345 x 950 mm / 806 x 1250 mm.

For additions to a delivered kitchen, a reference sample from the first delivery must be required prior production. Due to the handcrafted structure and characteristics of the surfaces there may be variations to the initial delivery. These possible variations to the reference sample do not constitute a reason for complaint.

Oiled real wood surfaces

Oiled real wood surfaces are more susceptible to moisture than lacquered wood finishes. Standing liquids can penetrate the wood and cause stains. Make sure to wipe up any spills immediately and use trivets for horizontal applications to minimize the effects of moisture. Regular care of your oiled real wood surfaces is crucial, to preserve their beauty and durability. Inspect the wood regularly for damage and, if necessary, carry out the maintenance care according to our care instructions.

Further door finishes / Colour codes with descriptions



3555 Oak basalt black brushed



3561 Oak grey brown bicolor, brushed



3566 honey oak



3567 pearl oak

Front finish:	Real wood veneered front with vertical wooden stripes
Edges:	1 mm edges on all sides matching
Front finish reverse side:	matching veneered
Front thickness:	19/21 mm
Front base:	triple-ply chipboard
Front weight:	14.3 kg/m ²



Wood is a natural product and subject to variation of color and graining. Slightly differences in color intensity and grain structure of the veneer are preserved as natural characteristics for this handmade finish and feature the furniture parts their unique charisma. It follows, therefore, that there will be differences between samples/images and the respective delivery of the wood items. Please also note that exposure to sunlight will lead to changes in color.

- Shelves, finished carcass side panels, back panels are vertical veneered as standard, without groove shape.
- Side panel with front pattern see page Z33
- Drillings for handles are not available.
- Handles 88.510 - 88.516 and 88.530 - 88.535 are available

For additions to a delivered kitchen, a reference sample from the first delivery must be is required prior production. Due to the handcrafted structure and characteristics of the surfaces there may be variations to the initial delivery. These possible variations to the reference sample do not constitute a reason for complaint.

Oiled real wood surfaces
Oiled real wood surfaces are more susceptible to moisture than lacquered wood finishes. Standing liquids can penetrate the wood and cause stains. Make sure to wipe up any spills immediately and use trivets for horizontal applications to minimize the effects of moisture. Regular care of your oiled real wood surfaces is crucial, to preserve their beauty and durability. Inspect the wood regularly for damage and, if necessary, carry out the maintenance care according to our care instructions.

3567 pearl oak

Further door finishes / Colour codes with descriptions



3549 Silver oak oiled



3555 Oak basalt black brushed



3561 Oak grey brown bicolor, brushed



3566 honey oak



3568 bog oak



NEW 3660 Core Walnut

Front finish: Satin texture lacquer with vertical groove shape
 Edges: 1 mm edges on all sides matching
 Front finish reverse side: matching matt lacquered
 Front thickness: 22 mm
 Front base: MDF core
 Front weight: 15.9 kg/m²



8407 kashmir, satin texture lacquer

This door style can be offered in any RAL or NCS color at an additional charge of 835 points per color.



Other special colours are available if technically possible and price upon request.

- Shelves, finished carcass side panels, back panels are vertical veneered as standard, without groove shape.
- Side panel with front pattern see page Z33
- Handles/Drillings for handles are not available.

For additions to a delivered kitchen, a reference sample from the first delivery must be required prior production. Due to the handcrafted structure and characteristics of the surfaces there may be variations to the initial delivery. These possible variations to the reference sample do not constitute a reason for complaint.


Further door finishes / Colour codes with descriptions



8405 terra, satin texture lacquer




8406 pearl white, satin texture lacquer



8408 graphite, satin texture lacquer



NEW 8415 ecru, satin texture lacquer



8410 platinum grey, satin texture lacquer



8411 umbra, satin texture lacquer



8412 sand grey, satin texture lacquer



8432 black, satin texture lacquer

TORINO

Front finish:	aluminum anodised
Edges:	1 mm flush aluminum edges on all sides
Front finish reverse side:	matching material
Front thickness:	20 mm
Front base:	triple-ply chipboard
Front weight:	16.9 kg/m ²



929 aluminum anodised



■ Due to the anodization of the surface material, color deviations are possible due to the batch.
In case of additions to an already delivered kitchen this must be taken into account.

For additions to a delivered kitchen, a reference sample from the first delivery must be required prior production.
Due to the handcrafted structure and characteristics of the surfaces there may be variations to the initial delivery.
These possible variations to the reference sample do not constitute a reason for complaint.

Further door finishes / Colour codes with descriptions



8909 Light Bronze anodised



8913 platinum grey anodised





Front finish: Aluminum frame door with veneered center panel
Edges: Aluminum frame
Front finish reverse side: matching veneered
Front thickness: 24 mm
Front base: triple-ply chipboard
Front weight: 15.1 kg/m²



3535 Smoked oak planked



Available finishes for the aluminum frame:

	MM	Brass
	TP	Titanium
	CG	Chrome
	SW	Black
	BR	Bronze
	CB	Carbongrey

For additions to a delivered kitchen, a reference sample from the first delivery must be required prior production. Due to the handcrafted structure and characteristics of the surfaces there may be variations to the initial delivery. These possible variations to the reference sample do not constitute a reason for complaint.

- Front panels cannot be fitted together.
- Shelves, finished carcass side panels, back panels are vertical veneered as standard, without aluminum frame.
- Panels with aluminum frame see page Z33.

Further door finishes / Colour codes with descriptions



3519 core ash light anthracite



3527 walnut



3530 Fineline graphite black


Additional veneer options for center panel on request.

Front finish: Aluminum frame door with satin texture
lacquered center panel
Edges: Aluminum frame
Front finish reverse side: matching lacquered
Front thickness: 24 mm
Front base: MDF core
Front weight: 18 kg/m²

This door style can be offered in any RAL or NCS color at an additional charge of 835 points per color.





Other special colours are available if technically possible and price upon request.



8407 kashmir, satin texture lacquer




Available finishes for the aluminum frame:

	MM	Brass
	TP	Titanium
	CG	Chrome
	SW	Black
	BR	Bronze
	CB	Carbongrey

For additions to a delivered kitchen, a reference sample from the first delivery must be required prior production. Due to the handcrafted structure and characteristics of the surfaces there may be variations to the initial delivery. These possible variations to the reference sample do not constitute a reason for complaint.

- Front panels cannot be fitted together.
- Shelves, finished carcass side panels, back panels are vertical veneered as standard, without aluminum frame.
- Panels with aluminum frame see page Z33.

Further door finishes / Colour codes with descriptions



8405 terra, satin texture lacquer




8406 pearl white, satin texture lacquer




8408 graphite, satin texture lacquer



NEW 8415 ecru, satin texture lacquer




8410 platinum grey, satin texture lacquer



8411 umbra, satin texture lacquer



8412 sand grey, satin texture lacquer



8432 black, satin texture lacquer

Front finish: Aluminum frame door with high-gloss lacquered center panel

Edges: Aluminum frame

Front finish reverse side: matching lacquered


Front thickness: 24 mm

Front base: MDF core


Front weight: 18 kg/m²

This door style can be offered in any RAL or NCS color at an additional charge of 835 points per color.



Other special colours are available if technically possible and price upon request.



8617 kashmir, high-gloss



Available finishes for the aluminum frame:

	MM	Brass
	TP	Titanium
	CG	Chrome
	SW	Black
	BR	Bronze
	CB	Carbongrey


For additions to a delivered kitchen, a reference sample from the first delivery must be required prior production.

Due to the handcrafted structure and characteristics of the surfaces there may be variations to the initial delivery.

These possible variations to the reference sample do not constitute a reason for complaint.

- Front panels cannot be fitted together.
- Shelves, finished carcass side panels, back panels are vertical veneered as standard, without aluminum frame.
- Panels with aluminum frame see page Z33.

Further door finishes / Colour codes with descriptions



8615 terra, high-gloss




8616 pearl white, high-gloss




8618 graphite, high-gloss



NEW 8613 ecru, high-gloss



8620 platinum grey, high-gloss



8621 umbra, high-gloss




8622 sand grey, high-gloss

MANHATTAN AE






Front finish:	Aluminum frame door with aluminum anodized center panel
Edges:	Aluminum frame
Front finish reverse side:	matching material
Front thickness:	24 mm
Front base:	triple-ply chipboard
Front weight:	17.5 kg/m ²



8909 Light Bronze anodised



Available finishes for the aluminum frame:

	MM	Brass
	TP	Titanium
	CG	Chrome
	SW	Black
	BR	Bronze
	CB	Carbongrey


For additions to a delivered kitchen, a reference sample from the first delivery must be required prior production. Due to the handcrafted structure and characteristics of the surfaces there may be variations to the initial delivery. These possible variations to the reference sample do not constitute a reason for complaint.

- Front panels cannot be fitted together.
- Shelves, finished carcass side panels, back panels are vertical veneered as standard, without aluminum frame.
- Panels with aluminum frame see page Z33.

Further door finishes / Colour codes with descriptions



929 aluminum anodised




8913 platinum grey anodised

VETRO polished

Front finish: polished glassdoor (ESG glass) with aluminum frame carbongrey
Front finish reverse side: matt lacquered
Front thickness: 21 mm
Front weight: 17.6 kg/m²



8732 black



- For e:line system only available with Tip-On, PTO- or ETO-system or with handle profiles 88.630 – 88.635
Handles and drillings for handles are not available.
- Front panels cannot be fitted together.
Front panels, fitting strips, corner posts and drawer panels smaller than 138 mm are produced with a 16 mm back panel carbongrey lacquered.
The glass back panels of the pullout drawer-fronts are finished with melamine (4mm) in onyx.
- The aluminum frame can be supplied in any RAL colour at an additional charge

This door style can be offered in any RAL or NCS color at an additional charge
Other special colours are available if technically possible and price upon request.



For additions to a delivered kitchen, a reference sample from the first delivery must be is required prior production.
Due to the handcrafted structure and characteristics of the surfaces there may be variations to the initial delivery.
These possible variations to the reference sample do not constitute a reason for complaint.

Further door finishes / Colour codes with descriptions




981 mirror grey



983 mirror bronze




8705 terra




8706 pearl white




8707 kashmir



8708 graphite



8710 platinum grey



8711 umbra



8712 sand grey



NEW 8713 ecru

VETRO satinato

Front finish: frosted glassdoor (ESG glass) with aluminum frame carbongrey
 Front finish reverse side: matt lacquered
 Front thickness: 21 mm
 Front weight: 17.6 kg/m²



8832 schwarz

■ For e:line system only available with Tip-On, PTO- or ETO-system or with handle profiles 88.630 – 88.635
 Handles and drillings for handles are not available.

■ Front panels cannot be fitted together.

Front panels, fitting strips, corner posts and drawer panels smaller than 138 mm are produced with a 16 mm back panel carbongrey lacquered.

The glass back panels of the pullout drawer-fronts are finished with melamine (4mm) in onyx.

■ The aluminum frame can be supplied in any RAL colour at an additional charge


This door style can be offered in any RAL or NCS color at an additional charge



Other special colours are available if technically possible and price upon request.

For additions to a delivered kitchen, a reference sample from the first delivery must be required prior production.
 Due to the handcrafted structure and characteristics of the surfaces there may be variations to the initial delivery.
 These possible variations to the reference sample do not constitute a reason for complaint.

Further door finishes / Colour codes with descriptions




880 optic glass mirror type



982 matelac bronze



8805 terra



8806 pearl white




8807 kashmir



8808 graphite




8810 platinum grey



8811 umbra



8812 sand grey



NEW 8813 ecru

TOKYO

Front finish: real concrete surface
Front finish reverse side: matt laquered
Front thickness: 19 mm
Front base: MDF core
Front weight: 15.4 kg/m²



NEW 8927 black concrete

■ **Every Tokyo front panel is unique!**

The concrete finish is made by hand. Slight differences in color intensity and shading of the concrete plastering, which may have the effect that the color shade appears different, are preserved as characteristic for this handmade finish and feature the furniture parts their unique charisma.

For additions to a delivered kitchen, a reference sample from the first delivery must be required prior production. Due to the handcrafted structure and characteristics of the surfaces there may be variations to the initial delivery. These possible variations to the reference sample do not constitute a reason for complaint.

Further door finishes / Colour codes with descriptions



NEW 8928 darkbrown concrete



NEW 8929 ecru concrete



NEW 8930 white concrete

BILBAO

Front finish: stainless steel cladde
Front finish reverse side: melamine onyx
Front thickness: 20 mm
Front base: triple-ply chipboard
Front weight: 20.8 kg/m²



912 stainless steel, brushed

■ Please note the approved maximum front panel weight according to the dishwasher manufacturer specification.


surrounding colour **E** stainless steel, brushed



911 stainless steel, eccentric grinding surface

■ Please note the approved maximum front panel weight according to the dishwasher manufacturer specification.

surrounding colour **EES** stainless steel, eccentric grinding surface




914 stainless steel, high polished

■ Please note the approved maximum front panel weight according to the dishwasher manufacturer specification.

surrounding colour **EHG** stainless steel, high polished

TOLEDO

Front finish: Frame door (frame width 6,5 mm), satin texture lacquer
Front finish reverse side: matching lacquered
Front thickness: 22 mm
Front base: MDF core
Front weight: 15.9 kg/m²



8408 graphite, satin texture lacquer

This door style can be offered in any RAL or NCS color at an additional charge
Other special colours are available if technically possible and price upon request.



For additions to a delivered kitchen, a reference sample from the first delivery must be required prior production.
Due to the handcrafted structure and characteristics of the surfaces there may be variations to the initial delivery.
These possible variations to the reference sample do not constitute a reason for complaint.

■ Side panel with front pattern see page Z33

Further door finishes / Colour codes with descriptions




8405 terra, satin texture lacquer



8406 pearl white, satin texture lacquer



8407 kashmir, satin texture lacquer



NEW 8415 ecru, satin texture lacquer




8410 platinum grey, satin texture lacquer



8411 umbra, satin texture lacquer



8412 sand grey, satin texture lacquer



8432 black, satin texture lacquer



DAVOS

Front finish:	Framed door (frame with 6,5 mm), veneered
Front finish reverse side:	matching veneered
Front thickness:	22 mm
Front base:	triple-ply furniture board, frame solid wood
Front weight:	12.7 kg/m ²



3506 Walnut satin

Wood is a natural product and subject to variation of color and graining. Slightly differences in color intensity and grain structure of the veneer are preserved as natural characteristics for this handmade finish and feature the furniture parts their unique charisma. It follows, therefore, that there will be differences between samples/images and the respective delivery of the wood items. Please also note that exposure to sunlight will lead to changes in color.

For additions to a delivered kitchen, a reference sample from the first delivery must be required prior production. Due to the handcrafted structure and characteristics of the surfaces there may be variations to the initial delivery. These possible variations to the reference sample do not constitute a reason for complaint.

DGL grip channels, plinth panels and ceiling fillers are delivered with a horizontal grain as standard.

- Side panel with front pattern see page Z33
- Maximum frontpanel dimensions (HxW): 2400x950 mm / 950x2400 mm

Further door finishes / Colour codes with descriptions



3527 Walnut



3552 Platinum oak




3555 Oak basalt black brushed



NEW 3567 pearl oak

PORTLAND

Front finish:	Linoleum
Edges:	1 mm Linoleum
Front finish reverse side:	Linoleum
Front thickness:	20 mm
Front base:	triple-ply chipboard
Front weight:	13,8 kg/m ²




7800 olive

- Linoleum is made from natural, renewable raw materials - linseed oil, resins, wood and limestone flour and, of course, color pigments - and is therefore particularly ecological.
As a natural product, linoleum may vary in color from one delivery batch to another. This must be taken into account when reordering.
Please note that due to the effects of light (e.g. sunlight), unsuitable cleaning agents or vapors from the cooking environment, color changes of the linoleum surface cannot be excluded.

For additions to a delivered kitchen, a reference sample from the first delivery must be is required prior production.
Due to the handcrafted structure and characteristics of the surfaces there may be variations to the initial delivery.
These possible variations to the reference sample do not constitute a reason for complaint.

Further door finishes / Colour codes with descriptions




7801 pebble




7802 iron

Glass door models all glass fronts with safety glass


Glass models



Glass models Madras



GA glance Aluminum frame glass door (front thickness 24 mm)
with integrated AIR-hinges at top and bottom carcase shelf and tip-on opening, available with integrated handle profile (see page V45).











RG
Frame door (60 mm), veneered or lacquered doors with inner corners of frame with 9 mm radius. Melamine, Laminate ranges as four-piece frame (without inner radius)








Frame door not available for ranges
Lausanne, Locarno, Manhattan, Ontario,
Osaka, Vetro.




Handle positioning

Doors:		vertical	horizontal	horizontal central	surface mounted handle profile horizontal, central	flush mounted edge handle profile, horizontal, central	handle Manhattan/glance horizontal vertical		without drilling
Drawers/ Pullouts, flap doors:		horizontal central	horizontal central	horizontal central	surface mounted handle profile horizontal, central	flush mounted edge handle profile, horizontal, central			without drilling
Drillings for handles:									
Center hole distance	128 mm 160 mm 192 mm 320 mm	B47 B69 B49 B71	B46 B68 B48 B70	B26 B27 B28 B29	B66	B99	B72	B73	B00
Drilling for knob:		B11	B11	B24					

Handles without additional charge

Illustration	Order no.	Description	Center hole distance
	88.170	stainless steel 37 mm high	—
	88.180	stainless steel 33 mm high	192 mm
	88.181	chrome polished 33 mm high	192 mm
	88.182	black 33 mm high	192 mm
	88.450	black chrome 30 mm high	160 mm
	88.451	antracite anodized 30 mm high	160 mm
	88.452	black anodized 30 mm high	160 mm






























Handles with additional charge

	WKE 206	stainless steel 40 mm high	192 mm	
	88.461	black chrome 37 mm high with embossed surface	160 mm	
	88.462	black chrome 37 mm high Not available for front panel width/height <446 mm	320 mm	














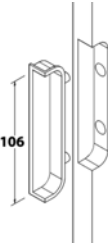







Handles with additional charge

Illustration	Order no.	Description	Center hole distance	
NEW 	88.040	Brushed brass 25 mm high	16 mm	
NEW 	88.041	Gun-Metal 25 mm high	16 mm	
NEW 	88.080	Black leather 57 mm high	16 mm	
NEW 	88.470	Brushed brass 32 mm high	160 mm	
NEW 	88.471	Gun-Metal 32 mm high	160 mm	
NEW 	88.480	Matt bronze 36 mm high	128 mm	
NEW 	88.481	Black 36 mm high	128 mm	
NEW 	88.482	Matt bronze 36 mm high Drilling on-site	640 mm	
NEW 	88.483	Black 36 mm high Drilling on-site	640 mm	
NEW 	88.490	Black 56 mm high Drilling on-site	448 mm	

Handles with additional charge

Illustration	Order no.	Description	
surface mounted handle profile, screwed on the rear side			
	88.630	stainless steel colored	
	88.631	anthracite anodized	
	88.632	black anodized	
	88.633	bronze anodized	
	88.634	brass anodized	
	88.635	chrome polished	
flush grip, stainless steel coloured			
	Not available for Manhattan, Torino, Bilbao ranges		
	88.510	stainless steel colored	
	88.512	black anodized	
	88.513	bronze	
	88.515	carbongrey	
flush grip, powder-coated			
	Color matched to the front finishes the programs Macau and Milano		
	Not available for Manhattan, Torino, Bilbao ranges		
	88.540	terra	
	88.541	pearl white	
	88.542	kashmir	
	88.543	graphite	
	88.545	platinum grey	
	88.546	umbra	
	88.547	sand grey	
	88.548	NEW ecru	
flush mounted edge handle profile			
	Not available for Manhattan range, Torino, Bilbao		
	88.530	stainless steel colored	
	88.531	anthracite anodized	
	88.532	black anodized	
	88.533	bronze anodized	
	88.534	brass anodized	
	88.535	chrome polished	
recess handle, aluminum			
	88.231	not available for the ranges Torino, Manhattan and Bilbao range	

Handles with additional charge

Illustration	Order no.	Description	
 <p>vertical grip profile max. length 2345 mm</p>		not available for Manhattan, Torino, Bilbao ranges	
	88.514	aluminum black anodized	
	88.516	carbongrey	
	88.517	bronze	
	88.550	terra	
	88.551	pearl white	
	88.552	kashmir	
	88.553	graphite	
	88.555	platinum grey	
	88.556	umbra	
	88.557	sand grey	
	88.558	NEW ecru	
 <p>recess handle, stainless steel coloured 88.976</p>		not available for Manhattan range (mounted on side edge of back side of front panel) only available for fronts of tall units lateral clearance necessary.	
 <p>grip Manhattan / glance</p>		The color of the grip profile is according to the selected color of the Manhattan/glance aluminum frame.	
		MM brass	
		TP titanium	
		CG chrome	
		SW black	
		BR bronze	
		CB carbongrau	
	88.007	length 75 mm	
	88.015	length 150 mm	

WKS stainless steel bar handle with rectangular base, 14 mm Ø

(to be mounted horizontally on doors, drawers and pullouts)



Not available for the following ranges: Lausanne, Locarno, Osaka.
Drill holes for handle: B 38
(not available in combination with 155° hinges)

Horizontal bar handles (drawers/pullouts/flap doors/doors)

Width	Width of front panel	Length of bar	Order no.	Surcharge	Unit price	Drilling
300 mm	296 mm	166 mm	WKS 166	40	57	154 mm
350 mm	346 mm	216 mm	WKS 216	40	57	204 mm
400 mm	396 mm	266 mm	WKS 266	40	57	254 mm
450 mm	446 mm	316 mm	WKS 316	40	57	304 mm
500 mm	496 mm	366 mm	WKS 366	40	57	354 mm
600 mm	596 mm	466 mm	WKS 466	40	57	454 mm
700 mm	696 mm	566 mm	WKS 566	40	57	554 mm
800 mm	796 mm	666 mm	WKS 666	40	57	654 mm
900 mm	896 mm	766 mm	WKS 766	40	57	754 mm
1000 mm	996 mm	866 mm	WKS 866	40	57	854 mm
1200 mm	1196 mm	1066 mm	WKS 1066	40	57	1054 mm

WKE stainless steel bar handle with rectangular base, 14 mm Ø

(to be mounted horizontally on doors, drawers and pullouts)



Not available for the following ranges: Lausanne, Locarno, Osaka.
Drill holes for handle: B 38
(not available in combination with 155° hinges)

Horizontal bar handles (drawers/pullouts/flap doors/doors)

Width	Width of front panel	Length of bar	Order no.	Surcharge	Unit price	Drilling
300 mm	296 mm	168 mm	WKE 168	64	74	154 mm
350 mm	346 mm	218 mm	WKE 218	64	74	204 mm
400 mm	396 mm	268 mm	WKE 268	64	74	254 mm
450 mm	446 mm	318 mm	WKE 318	64	74	304 mm
500 mm	496 mm	368 mm	WKE 368	64	74	354 mm
600 mm	596 mm	468 mm	WKE 468	64	74	454 mm
700 mm	696 mm	568 mm	WKE 568	64	74	554 mm
800 mm	796 mm	668 mm	WKE 668	64	74	654 mm
900 mm	896 mm	768 mm	WKE 768	64	74	754 mm
1000 mm	996 mm	868 mm	WKE 868	64	74	854 mm
1200 mm	1196 mm	1068 mm	WKE 1068	64	74	1054 mm



 **Uniq**®



By the system unique eggersmann is designing, developing and manufacturing a collection of kitchens and interior decorations which can hardly be matched for its timelessness and minimalism.

The name unique really says it all.

The focus is on individuality and also exceptional and exclusive materials.

The fundamental idea of this system is the homogeneity of all visible surfaces.

Front and side panels as well as grip channels, plinth panels and worktops are made of just one identical material. Cutting-edge details such as 45° beveled edges/joints apply to fronts, side panels and worktops. In addition to various types of natural stone, solid stainless steel with different finishes as well as Fenix NTM can be used.

Nature cannot be standardized

We deliberately use many natural materials in our system unique but, although all our materials conform to the same high standard, no natural stone slab is completely flawless, nor are any two slabs exactly alike.

Therefore, kindly note the following information:

The structure of valuable natural stone surfaces includes characteristics of authenticity, which, in their diversity, do not occur altogether on a small stone sample. In the case of natural stones, strong veins, fine cracks, air pores, mineral inclusions etc. are preserved as characteristics for "real stone". Such variations must be taken for what they are: that is, not faults but proof that real stone slabs have been used. Many slabs are required for a unique kitchen and, within each of those slabs, there are varying degrees of structure, color and veining. This makes the uniform color and structure processing extremely difficult and can lead to the typical appearance of natural stone: partial structural deviations and/or color variations, which, however, underline the naturalness.

Planning guidelines:

- Single front panels for drawers, pullouts are available up to a maximum width of 1000 mm (except for Fenix core up to 1200 mm).
The maximum height for front panels is 500 mm.
- Doors can be offered in natural stone and Fenix core up to a maximum height of 846 mm and a maximum width of 596 mm.
- The standard carcass depth for base units is 625 mm.
385-625 mm is available without surcharge.
- As of a cabinet depth of 478 mm, drawers and pull-outs are supplied with heavy-duty runners (70 kg load capacity incl. front). No heavy-duty runners are available for all cabinet depths <475 mm (40 kg load capacity incl. front).
The correspondingly lower maximum load capacity must be taken into account during design.
- Special equipment, special production features and accessories (e.g. Boxtec inserts, interior lighting etc.) are required to be added from our current main price list E4.
- Due to possible dimensional tolerances of the unique material we recommend to design and order the worktops for unique kitchens with a reasonable oversize.

5 different design Types



Design 1

Page **u27 - u36**



Design 2

Page **u37 - u47**



Design 3

Page **u48 - u57**



Design 4

Page **u58 - u67**



Design 5

Page **u68 - u77**

Nero Assoluto honed

Material: Granite





Granite is a primordial or deep-seated rock which was formed when the earth’s crust cooled between 500 and 800 million years ago.

- Granite is characterized by its **hardness** and it is **scratch-resistant, acid-resistant, heat-resistant** and **easy to clean** when following the clean and care instructions.
- **Each Granite** features **different surface condition** and **air pores** as well as the **different gloss level and color** of contained minerals make each natural stone kitchen **unique**.
- **Variations in the color, structure and open-cell character of natural stones are unavoidable.**
- Natural stone front panels are not processed vein-matched as standard. Vein-matching front processing can be considered on request, with respect to the overall dimensions of the unique island and the available stone slab size.



7012 Nero Assoluto honed

Surface characteristics

	Stain sensitivity	2
	Acid sensitivity	1
	Scratch sensitivity	2
	Cleaning and maintenance effort	2

■ max. size for slabs:	2700 x 1300 mm
■ Material thickness:	11 mm
■ Material weight:	40 kg per sqm


from 1 (immune/fine) to 4 (sensitive/suboptimal)

Nero Assoluto waterjet

Material: Granite





Granite is a primordial or deep-seated rock which was formed when the earth’s crust cooled between 500 and 800 million years ago.

- Granite is characterized by its **hardness** and it is **scratch-resistant, acid-resistant, heat-resistant** and **easy to clean** when following the clean and care instructions.
- **Each Granite** features **different surface condition** and **air pores** as well as the **different gloss level and color** of contained minerals make each natural stone kitchen **unique**.
- **Variations in the color, structure and open-cell character of natural stones are unavoidable.**
- Natural stone front panels are not processed vein-matched as standard. Vein-matching front processing can be considered on request, with respect to the overall dimensions of the unique island and the available stone slab size.



7038 Nero Assoluto waterjet

Surface characteristics

	Stain sensitivity	1
	Acid sensitivity	1
	Scratch sensitivity	1
	Cleaning and maintenance effort	2

■ max. size for slabs:	2700 x 1300 mm
■ Material thickness:	11 mm
■ Material weight:	39,1 kg per sqm

from 1 (immune/fine) to 4 (sensitive/suboptimal)

Pannonia Green leather

Material: Granite





Granite is a primordial or deep-seated rock which was formed when the earth’s crust cooled between 500 and 800 million years ago.

- Granite is characterized by its **hardness** and it is **scratch-resistant, acid-resistant, heat-resistant** and **easy to clean** when following the clean and care instructions.
- **Each Granite** features **different surface condition** and **air pores** as well as the **different gloss level and color** of contained minerals make each natural stone kitchen **unique**.
- **Variations in the color, structure and open-cell character of natural stones are unavoidable.**
- Natural stone front panels are not processed vein-matched as standard. Vein-matching front processing can be considered on request, with respect to the overall dimensions of the unique island and the available stone slab size.



7068 Pannonia Green leather

Surface characteristics

	Stain sensitivity	1
	Acid sensitivity	1
	Scratch sensitivity	1
	Cleaning and maintenance effort	1

■ max. size for slabs:	2700 x 1300 mm
■ Material thickness:	11 mm
■ Material weight:	31,1 kg per sqm

from 1 (immune/fine) to 4 (sensitive/suboptimal)

Black Musk waterjet

Material: Granite





Granite is a primordial or deep-seated rock which was formed when the earth’s crust cooled between 500 and 800 million years ago.

- Granite is characterized by its **hardness** and it is **scratch-resistant, acid-resistant, heat-resistant** and **easy to clean** when following the clean and care instructions.
- **Each Granite** features **different surface condition** and **air pores** as well as the **different gloss level and color** of contained minerals make each natural stone kitchen **unique**.
- **Variations in the color, structure and open-cell character of natural stones are unavoidable.**
- Natural stone front panels are not processed vein-matched as standard. Vein-matching front processing can be considered on request, with respect to the overall dimensions of the unique island and the available stone slab size.



7039 Black Musk waterjet

Surface characteristics

	Stain sensitivity	1
	Acid sensitivity	1
	Scratch sensitivity	1
	Cleaning and maintenance effort	1

■ max. size for slabs:	2700 x 1300 mm
■ Material thickness:	11 mm
■ Material weight:	31,1 kg per sqm

from 1 (immune/fine) to 4 (sensitive/suboptimal)

White Tiger leather

Material: Granite





Granite is a primordial or deep-seated rock which was formed when the earth’s crust cooled between 500 and 800 million years ago.

- Granite is characterized by its **hardness** and it is **scratch-resistant, acid-resistant, heat-resistant** and **easy to clean** when following the clean and care instructions.
- **Each Granite** features **different surface condition** and **air pores** as well as the **different gloss level and color** of contained minerals make each natural stone kitchen **unique**.
- **Variations in the color, structure and open-cell character of natural stones are unavoidable.**
- Natural stone front panels are not processed vein-matched as standard. Vein-matching front processing can be considered on request, with respect to the overall dimensions of the unique island and the available stone slab size.



7077 White Tiger leather

Surface characteristics

	Stain sensitivity	1
	Acid sensitivity	1
	Scratch sensitivity	1
	Cleaning and maintenance effort	1

■ max. size for slabs:	2700 x 1300 mm
■ Material thickness:	11 mm
■ Material weight:	31,1 kg per sqm


from 1 (immune/fine) to 4 (sensitive/suboptimal)

Grigio Carnico leather

Material: Limestone





Limestone is a sedimentary stone of biogenic origin. Limestone products are sandblasted and treated with diamond brushes.

- Veins, cracks and open sections are **considered typical for Limestone** surfaces.
- The **structural capability** of Limestone may be weakened by the **naturally occurring veins and cracks**. Therefore **improper handling and shocks during transport** can lead to **breakage** of fronts, side panels and worktops.
- Limestone is **NOT resistant to acids**.
- **All liquids occuring in the household such as fruit acids, vinegar, wine, water, etc., as well as fats and oils leave marks in the Limestone and have to be removed immediately from the surface.**
- **The marks at the surface that contains due to regular usage are unavoidable** and give the Limestone its **distinctive character**.
- **Variations in the color, structure and open-cell character of natural stones are unavoidable.**
- **These sensitivities of the Limestone must be specifically explained to the end customer and the acceptance and agreement of the customer must be documented in writing.**
- Natural stone front panels are not processed vein-matched as standard. Vein-matching front processing can be considered on request, with respect to the overall dimensions of the unique island and the available stone slab size.



7040 Grigio Carnico leather

Surface characteristics

	Stain sensitivity	4
	Acid sensitivity	4
	Scratch sensitivity	4
	Cleaning and maintenance effort	4

■ max. size for slabs:	2400 x 1300 mm
■ Material thickness:	11 mm
■ Material weight:	29,7 kg per sqm

from 1 (immune/fine) to 4 (sensitive/suboptimal)

Arabescato polished

Material: Marble





Marble is formed by the metamorphic transformation of limestone, dolomite and other carbonate rocks under the influence of high pressure and high temperature in the core of the earth. Marble is sandblasted and treated with diamond brushes.

- Veins, cracks and open sections are **considered typical for Marble** surfaces.
- The **structural capability** of Marble may be weakened by the **naturally occurring veins and cracks**. Therefore **improper handling and shocks during transport** can lead to **breakage** of fronts, side panels and worktops.
- Marble is **NOT resistant to acids**.
- **All liquids occurring in the household such as fruit acids, vinegar, wine, water, etc., as well as fats and oils leave marks in the Marble and have to be removed immediately from the surface.**
- **The marks at the surface that contains due to regular usage are unavoidable** and give the Marble its **distinctive character**.
- **Variations in the color, structure and open-cell character of natural stones are unavoidable.**
- **These sensitivities of the Marble must be specifically explained to the end customer and the acceptance and agreement of the customer must be documented in writing.**
- Natural stone front panels are not processed vein-matched as standard. Vein-matching front processing can be considered on request, with respect to the overall dimensions of the unique island and the available stone slab size.



7055 Arabescato polished

Surface characteristics

	Stain sensitivity	4
	Acid sensitivity	4
	Scratch sensitivity	4
	Cleaning and maintenance effort	4

■ max. size for slabs:	2400 x 1300 mm
■ Material thickness:	11 mm
■ Material weight:	29,7 kg per sqm


from 1 (immune/fine) to 4 (sensitive/suboptimal)

Tauern Green polished

Material: Serpentine





Serpentine is a metamorphic rock that has been formed from original effusive rock under the influence of high pressure in the upper mantle of the earth.

- The material has a high inherent stability due to its **slaty basic structure**.
- Because of the **variations in color, veins and structures** of the stone the gloss level of the **polished surface may vary**. This is a typical characteristic and gives the Serpentine stone its **distinctive character**.
- **Variations in the color, structure and open-cell character of natural stones are unavoidable**.
- Natural stone front panels are not processed vein-matched as standard. Vein-matching front processing can be considered on request, with respect to the overall dimensions of the unique island and the available stone slab size.



7069 Tauern Green polished

Surface characteristics

	Stain sensitivity	1
	Acid sensitivity	1
	Scratch sensitivity	3
	Cleaning and maintenance effort	1

■ max. size for slabs:	2700 x 1300 mm
■ Material thickness:	11 mm
■ Material weight:	30 kg per sqm

from 1 (immune/fine) to 4 (sensitive/suboptimal)

Tropical Storm leather

Material: Quartzite





Quartzite is a metamorphic rock formed when sandy quartz particles and natural cementing agents are subjected to high pressure and high temperatures.

- Quartzite is characterized by its **hardness** and it is **scratch resistant, acid-resistant, heat-resistant** and **easy to clean** when following the clean and care instructions.
- **Each Quartzite** features **different surface condition** and **air pores** as well as the **different gloss level and color** of contained minerals make each natural stone kitchen **unique**.
- **Variations in the color, structure and open-cell character of natural stones are unavoidable.**
- Natural stone front panels are not processed vein-matched as standard. Vein-matching front processing can be considered on request, with respect to the overall dimensions of the unique island and the available stone slab size.



7065 Tropical Storm leather

Surface characteristics

	Stain sensitivity	2
	Acid sensitivity	1
	Scratch sensitivity	2
	Cleaning and maintenance effort	2

■ max. size for slabs:	2700 x 1300 mm
■ Material thickness:	11 mm
■ Material weight:	30,0 kg per sqm

from 1 (immune/fine) to 4 (sensitive/suboptimal)

Negresco leather

Material: Quartzite





Quartzite is a metamorphic rock formed when sandy quartz particles and natural cementing agents are subjected to high pressure and high temperatures.

- Quartzite is characterized by its **hardness** and it is **scratch resistant, acid-resistant, heat-resistant** and **easy to clean** when following the clean and care instructions.
- **Each Quartzite** features **different surface condition** and **air pores** as well as the **different gloss level and color** of contained minerals make each natural stone kitchen **unique**.
- **Variations in the color, structure and open-cell character of natural stones are unavoidable.**
- Natural stone front panels are not processed vein-matched as standard. Vein-matching front processing can be considered on request, with respect to the overall dimensions of the unique island and the available stone slab size.



7067 Negresco leather

Surface characteristics

	Stain sensitivity	1
	Acid sensitivity	1
	Scratch sensitivity	1
	Cleaning and maintenance effort	1

■ max. size for slabs:	2700 x 1300 mm
■ Material thickness:	11 mm
■ Material weight:	30,0 kg per sqm

from 1 (immune/fine) to 4 (sensitive/suboptimal)

Breccia Imperiale leather

Material: Quartzite





Quartzite is a metamorphic rock formed when sandy quartz particles and natural cementing agents are subjected to high pressure and high temperatures.

- Quartzite is characterized by its **hardness** and it is **scratch resistant, acid-resistant, heat-resistant** and **easy to clean** when following the clean and care instructions.
- **Each Quartzite** features **different surface condition** and **air pores** as well as the **different gloss level and color** of contained minerals make each natural stone kitchen **unique**.
- **Variations in the color, structure and open-cell character of natural stones are unavoidable.**
- Natural stone front panels are not processed vein-matched as standard. Vein-matching front processing can be considered on request, with respect to the overall dimensions of the unique island and the available stone slab size.



7066 Breccia Imperiale leather

Surface characteristics

	Stain sensitivity	1
	Acid sensitivity	1
	Scratch sensitivity	1
	Cleaning and maintenance effort	1

■ max. size for slabs:	2700 x 1300 mm
■ Material thickness:	11 mm
■ Material weight:	30,0 kg per sqm

from 1 (immune/fine) to 4 (sensitive/suboptimal)

Ocean Blue leather

Material: Quartzite





Quartzite is a metamorphic rock formed when sandy quartz particles and natural cementing agents are subjected to high pressure and high temperatures.

- Quartzite is characterized by its **hardness** and it is **scratch resistant, acid-resistant, heat-resistant** and **easy to clean** when following the clean and care instructions.
- **Each Quartzite** features **different surface condition** and **air pores** as well as the **different gloss level and color** of contained minerals make each natural stone kitchen **unique**.
- **Variations in the color, structure and open-cell character of natural stones are unavoidable.**
- Natural stone front panels are not processed vein-matched as standard. Vein-matching front processing can be considered on request, with respect to the overall dimensions of the unique island and the available stone slab size.



7076 Ocean blue leather

Surface characteristics

	Stain sensitivity	2
	Acid sensitivity	1
	Scratch sensitivity	2
	Cleaning and maintenance effort	2

■ max. size for slabs:	2400 x 1300 mm
■ Material thickness:	11 mm
■ Material weight:	30,2 kg per sqm

from 1 (immune/fine) to 4 (sensitive/suboptimal)

Bianco Nuvola leather

Material: Quartzite





Quartzite is a metamorphic rock formed when sandy quartz particles and natural cementing agents are subjected to high pressure and high temperatures.

- Quartzite is characterized by its **hardness** and it is **scratch resistant, acid-resistant, heat-resistant** and **easy to clean** when following the clean and care instructions.
- **Each Quartzite** features **different surface condition** and **air pores** as well as the **different gloss level and color** of contained minerals make each natural stone kitchen **unique**.
- **Variations in the color, structure and open-cell character of natural stones are unavoidable.**
- Natural stone front panels are not processed vein-matched as standard. Vein-matching front processing can be considered on request, with respect to the overall dimensions of the unique island and the available stone slab size.



7063 Bianco Nuvola leather

Surface characteristics

	Stain sensitivity	2
	Acid sensitivity	2
	Scratch sensitivity	2
	Cleaning and maintenance effort	2

■ max. size for slabs:	2700 x 1300 mm
■ Material thickness:	11 mm
■ Material weight:	30 kg per sqm

from 1 (immune/fine) to 4 (sensitive/suboptimal)

Taj Mahal leather

Material: Quartzite





Quartzite is a metamorphic rock formed when sandy quartz particles and natural cementing agents are subjected to high pressure and high temperatures.

- Quartzite is characterized by its **hardness** and it is **scratch resistant, acid-resistant, heat-resistant** and **easy to clean** when following the clean and care instructions.
- **Each Quartzite** features **different surface condition** and **air pores** as well as the **different gloss level and color** of contained minerals make each natural stone kitchen **unique**.
- **Variations in the color, structure and open-cell character of natural stones are unavoidable.**
- Natural stone front panels are not processed vein-matched as standard. Vein-matching front processing can be considered on request, with respect to the overall dimensions of the unique island and the available stone slab size.



7049 Taj Mahal leather

Surface characteristics

	Stain sensitivity	1
	Acid sensitivity	1
	Scratch sensitivity	1
	Cleaning and maintenance effort	1

■ max. size for slabs:	2700 x 1300 mm
■ Material thickness:	11 mm
■ Material weight:	31,1 kg per sqm

from 1 (immune/fine) to 4 (sensitive/suboptimal)

Montblanc honed

Material: Quartzite





Quartzite is a metamorphic rock formed when sandy quartz particles and natural cementing agents are subjected to high pressure and high temperatures.

- Quartzite is characterized by its **hardness** and it is **scratch resistant, acid-resistant, heat-resistant** and **easy to clean** when following the clean and care instructions.
- **Each Quartzite** features **different surface condition** and **air pores** as well as the **different gloss level and color** of contained minerals make each natural stone kitchen **unique**.
- **Variations in the color, structure and open-cell character of natural stones are unavoidable.**
- Natural stone front panels are not processed vein-matched as standard. Vein-matching front processing can be considered on request, with respect to the overall dimensions of the unique island and the available stone slab size.



7073 Montblanc honed

Surface characteristics

	Stain sensitivity	1
	Acid sensitivity	1
	Scratch sensitivity	1
	Cleaning and maintenance effort	1

■ max. size for slabs:	2700 x 1300 mm
■ Material thickness:	11 mm
■ Material weight:	31,1 kg per sqm

from 1 (immune/fine) to 4 (sensitive/suboptimal)

Black Tempest

Material: Quartzite





Quartzite is a metamorphic rock formed when sandy quartz particles and natural cementing agents are subjected to high pressure and high temperatures.

- Quartzite is characterized by its **hardness** and it is **scratch resistant, acid-resistant, heat-resistant** and **easy to clean** when following the clean and care instructions.
- **Each Quartzite** features **different surface condition** and **air pores** as well as the **different gloss level and color** of contained minerals make each natural stone kitchen **unique**.
- **Variations in the color, structure and open-cell character of natural stones are unavoidable.**
- Natural stone front panels are not processed vein-matched as standard. Vein-matching front processing can be considered on request, with respect to the overall dimensions of the unique island and the available stone slab size.



7074 Black Tempest leather
7075 Black Tempest polished

Surface characteristics

	Stain sensitivity	1
	Acid sensitivity	1
	Scratch sensitivity	1
	Cleaning and maintenance effort	1

■ max. size for slabs:	2700 x 1300 mm
■ Material thickness:	11 mm
■ Material weight:	31,1 kg per sqm


from 1 (immune/fine) to 4 (sensitive/suboptimal)

Matrix honed

Material: Phyllite





Phyllite is a quartz containing slate formed about 300 million years ago. The slaty surface is achieved by a special brushing process.

- Phyllite is characterized by its **hardness** and it is **rarely scratch-sensitive, acid-resistant, heat-resistant** and **easy to clean** when following the clean and care instructions.
- **Each Phyllite** features **different surface condition** and **air pores** as well as the **different gloss level and color** of contained minerals make each natural stone kitchen **unique**.
- **Variations in the color, structure and open-cell character of natural stones are unavoidable.**
- Natural stone front panels are not processed vein-matched as standard. Vein-matching front processing can be considered on request, with respect to the overall dimensions of the unique island and the available stone slab size.



7045 Matrix honed

Surface characteristics

	Stain sensitivity	2
	Acid sensitivity	1
	Scratch sensitivity	3
	Cleaning and maintenance effort	2

■ max. size for slabs:	2700 x 1300 mm
■ Material thickness:	11 mm
■ Material weight:	30 kg per sqm

from 1 (immune/fine) to 4 (sensitive/suboptimal)

Stainless steel silverTouch


Solid stainless steel – worktop and panels are 5 mm thick and front panels are 3 mm thick - in 1.4301 (V2A).

The silverTouch slabs are hot-rolled and this process creates, in conjunction with atmospheric oxygen during the cool-down process, a surface that is characterized by very good scratch resistance and low sensitivity.

These effects are additionally supported by the hand applied silverTouch grinding surface.

Caused by the production process silverTouch may have rolling marks, inclusions, and other imperfections!

This is not a manufacturing fault but characteristics of the material.



908 Stainless Steel silverTouch

- max. size for slabs: 4500 x 1480 mm
- Material thickness: 3 mm frontpanels /
5 mm side panels and worktops
- Material weight: 3 mm thickness: / 24 kg per sqm
5 mm thickness: / 40 kg per sqm

Hot-rolled stainless steel

The stainless steel is hot rolled in glowing condition and, in combination with atmospheric oxygen, forms a very individual surface when it cools. The surface appears warm and harmonious and yet proves to be robust, insensitive and easy to clean. Surface irregularities and rolling marks are characteristic of this material and do not represent any manufacturing defects.



8917 Hot-rolled stainless steel

- max. size for slabs: 5200 x 1900 mm
- Material thickness: 3 mm frontpanels /
5 mm side panels and worktops
- Material weight: 3 mm thickness: / 24 kg per sqm
5 mm thickness: / 40 kg per sqm

Brass

Solid Brushed Brass – 3 mm thick, waxed finish.

Due to the material properties of brass, the surface may show flowmarks, small scratches or similar irregularities.


In addition, brass oxidizes very easily and quickly in conjunction with atmospheric oxygen.

Brass reacts with ambient oxygen. This causes an oxide layer. As a result, this mentioned effect can be partially intensified, e.g. by hand perspiration or similar. Stains are formed, e.g. as fingerprints.

This is a natural characteristic of the material and has to be accepted.



8911 Brushed Brass

- max. size for slabs: 3900 x 1400 mm
- Material thickness: 3 mm / 5 mm
- Material weight: 3 mm 26 kg per sqm
5 mm 43 kg per sqm
- Brushing direction: horizontal
- Side panels in Brushed Brass see page u67 and u100 
- Due to the described material properties, real brass is not recommended as worktop material.




8912 Eccentric grinding Brass

Bronzed Brass



8914 Bronzed Brass

- max. size for slabs: 3900 x 1400 mm
- Material thickness: 3 mm / 5 mm
- Material weight: 3 mm 26 kg per sqm
5 mm 43 kg per sqm
- Brushing direction: horizontal
- Side panels in Brushed Brass see page u67 and u100 
- Due to the described material properties, real brass is not recommended as worktop material.

Black steel, waxed

Our black steel waxed is not stainless steel, but structural steel.


The most common types of structural steel fall into the basic steel category. They are mostly low-alloyed and only partially heat-treated.

Due to the manufacturing process, imperfections and color differences in the surface are unavoidable. Pores, marks, slight scratches and discoloration are characteristics of black steel and must be accepted.

Black steel is a material that reacts with its environment, so rust stains can occur in conjunction with acidic substances, among other things. In general, products made of black steel must not be exposed to acidic media, otherwise rust may form.



7071 Black steel, waxed


- max. size for slabs: 3900 x 1400 mm
- Material thickness: 3 mm frontpanels /
5 mm side panels and worktops
- Material weight: 3 mm thickness: / 24 kg per sqm
5 mm thickness: / 40 kg per sqm
- Black steel, waxed worktops, side panels and shelves
see page u67 and u100 

Black touch stainless steel


An ultra-thin ceramic is fired onto the stainless steel with an infrared laser using a specially developed process.

The layer, which is only a few micrometers thick, retains the desired properties of the stainless steel. The hardness of the ceramic layer results in a very scratch-resistant surface on the stainless steel. Thus, the stainless steel black touch combines the positive properties of stainless steel with the positive properties of a ceramic.

The 3 mm thick fronts are lined on the back with laser welding lines at a distance of approx. 3 mm and provided with a swirl finish.



8915 Black touch stainless steel

- max. size for slabs: 4050 x 1420 mm
- max. size for front: 500 x 1196 mm
- Material thickness: 3 mm frontpanels
8 mm side panels
8 mm worktops
- Material weight: 3 mm thickness: / 26 kg per sqm
8 mm thickness: / 42 kg per sqm 

learn more



find showrooms

