

DAVIS®

# Seba Lounge Price List

Designed by Sebastian Herkner

Effective January 1, 2025

Updated September 18, 2025



SEBA Lounge Series

Specifications ..... 2  
Images ..... 3  
Dimensions ..... 4

SEL-100 ..... 5  
SEL-120..... 5  
SEL-105..... 6  
SEL-125..... 6



## FEATURES

---

### Base

- **Caster Base** – two in-line casters in the front of base with 3 swivel casters in the back of base

---

### Casters

Standard with hard plastic casters

Optional soft casters are available - **SE-SOCA** - Replaces hard caster for use on hardwood floors - *no upcharge*.

---

### Glides

Standard with plastic glides. Optional felt glides **SEL-Felt** - *no upcharge if specified at the time of order*.

---

### Seat Frame

Cast rigid urethane base, with steel frame and molded foam plywood seat



All Same Material

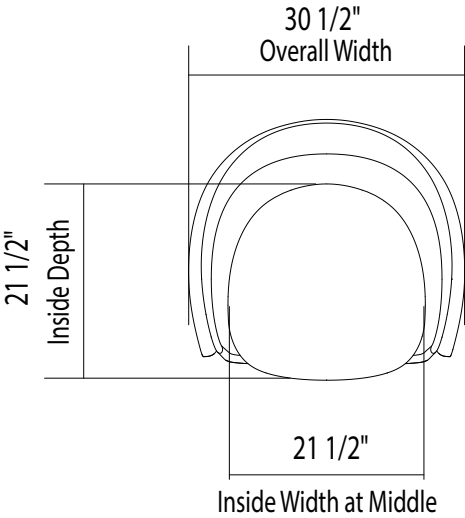
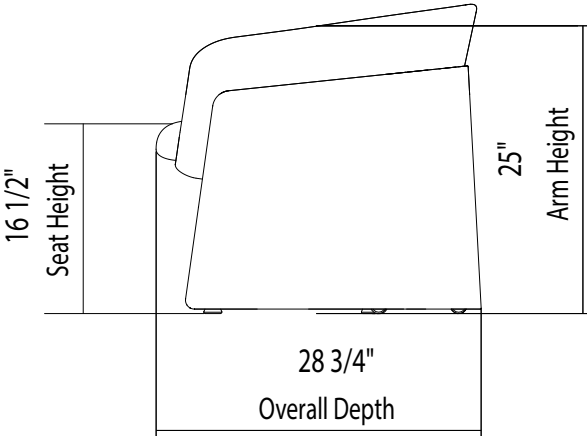
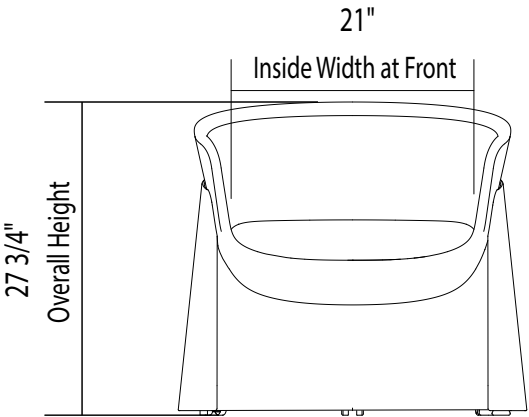


Contrasting Upholstery

DIMENSIONS

SEBA Lounge Series

Dimensions	w	d	h
Outside	30 1/2	28 3/4	27 3/4
Inside at Front	21	21 1/2	
Inside at Middle	21 1/2	21 1/2	
Arm Height			25
Seat Height			16 1/2



# SEBA Lounge Series

Example: item number SEL-100 = SEL-100

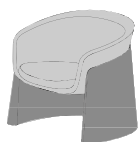
Item	Description	Yardage / Square Feet	Shipping Weight
SEL-100	Lounge All Same Material Caster Base	4 1/2 yds. / 81 sq. ft.	88 lbs.



**NOTE: See page 4 for all dimensions**

List Price Grades COM/COL	A	B	C	D	E	F	G	H	I	J	K	L
3466	3582	3698	3814	3930	4046	4162	4278	4394	4510	4626	4742	4858

Item	Description	Yardage / Square Feet	Shipping Weight
SEL-120	Lounge Contrasting Upholstery Caster Base	2 3/4 yds. / 49 1/2 sq. ft.- Seat 2 1/2 yds. / 45 sq. ft.- Base	88 lbs.



**NOTE: See page 4 for all dimensions**

List Price Grades COM/COL	A	B	C	D	E	F	G	H	I	J	K	L
3610	3770	3930	4090	4250	4410	4570	4730	4890	5050	5210	5370	5530

## Required to Specify

**Fabrics or Leather :** Ensure graded in material or COM/COL is approved for use on Seba Lounge by contacting Davis

## Options (specify only if preferred)

**Casters: SE-SOCA** - Soft Casters – no upcharge at time of order

# SEBA Lounge Series

Example: item number **SEL-105** = **SEL-105**

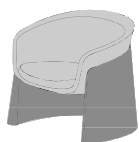
Item	Description	Yardage / Square Feet	Shipping Weight
<b>SEL-105</b>	Lounge All Same Material Glide Base	4 1/2 yds. / 81 sq. ft.	88 lbs.



**NOTE: See page 4 for all dimensions**

List Price Grades COM/COL	A	B	C	D	E	F	G	H	I	J	K	L
<b>3534</b>	<b>3650</b>	<b>3766</b>	<b>3882</b>	<b>3998</b>	<b>4114</b>	<b>4230</b>	<b>4346</b>	<b>4462</b>	<b>4578</b>	<b>4694</b>	<b>4810</b>	<b>4926</b>

Item	Description	Yardage / Square Feet	Shipping Weight
<b>SEL-125</b>	Lounge Contrasting Upholstery Glide Base	2 3/4 yds. / 49 1/2 sq. ft.- Seat 2 1/2 yds. / 45 sq. ft.- Base	88 lbs.



**NOTE: See page 4 for all dimensions**

List Price Grades COM/COL	A	B	C	D	E	F	G	H	I	J	K	L
<b>3677</b>	<b>3837</b>	<b>3997</b>	<b>4157</b>	<b>4317</b>	<b>4477</b>	<b>4637</b>	<b>4797</b>	<b>4957</b>	<b>5117</b>	<b>5277</b>	<b>5437</b>	<b>5597</b>

## Required to Specify

**Fabrics or Leather :** Ensure graded in material or COM/COL is approved for use on Seba Lounge by contacting Davis

## Options (specify only if preferred)

**Glides: SEL-Felt** Felt Glides - no upcharge if specified at the time of purchase