

DAVIS®

Seba Lounge Price List

Designed by Sebastian Herkner

Effective January 1, 2026



SEBA Lounge Series

Specifications 2
Images 3
Dimensions 4

SEL-100 5
SEL-120..... 5
SEL-105..... 6
SEL-125..... 6



FEATURES

Base

- **Caster Base** – two in-line casters in the front of base with 3 swivel casters in the back of base

Casters

Standard with hard plastic casters

Optional soft casters are available - **SE-SOCA** - Replaces hard caster for use on hardwood floors - *no upcharge*.

Glides

Standard with plastic glides. Optional felt glides **SEL-Felt** - *no upcharge if specified at the time of order*.

Seat Frame

Cast rigid urethane base, with steel frame and molded foam plywood seat



All Same Material

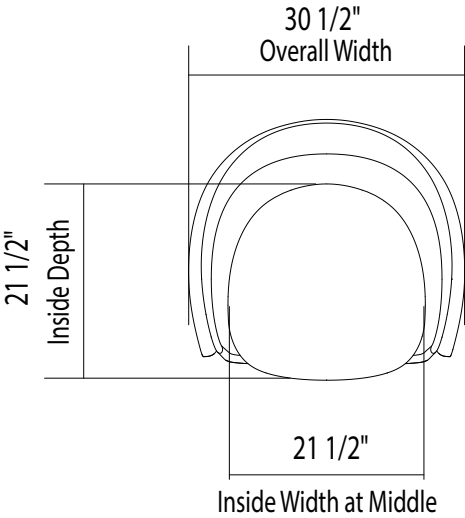
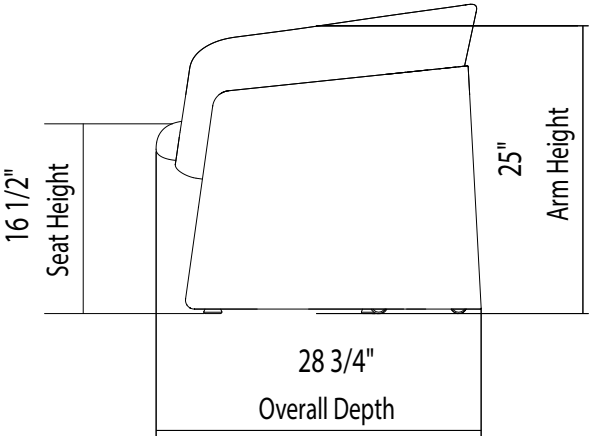
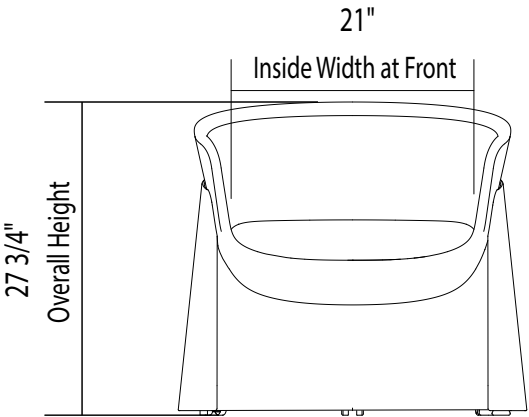


Contrasting Upholstery

DIMENSIONS

SEBA Lounge Series

Dimensions	w	d	h
Outside	30 1/2	28 3/4	27 3/4
Inside at Front	21	21 1/2	
Inside at Middle	21 1/2	21 1/2	
Arm Height			25
Seat Height			16 1/2



SEBA Lounge Series

Example: item number SEL-100 = SEL-100

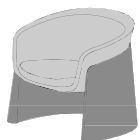
Item	Description	Yardage / Square Feet	Shipping Weight
SEL-100	Lounge All Same Material Caster Base	4 1/2 yds. / 81 sq. ft.	88 lbs.



NOTE: See page 4 for all dimensions

List Price Grades COM/COL	A	B	C	D	E	F	G	H	I	J	K	L
3674	3790	3906	4022	4138	4254	4370	4486	4602	4718	4834	4950	5066

Item	Description	Yardage / Square Feet	Shipping Weight
SEL-120	Lounge Contrasting Upholstery Caster Base	2 3/4 yds. / 49 1/2 sq. ft.- Seat 2 1/2 yds. / 45 sq. ft.- Base	88 lbs.



NOTE: See page 4 for all dimensions

List Price Grades COM/COL	A	B	C	D	E	F	G	H	I	J	K	L
3827	3987	4147	4307	4467	4627	4787	4947	5107	5267	5427	5587	5747

Required to Specify

Fabrics or Leather : Ensure graded in material or COM/COL is approved for use on Seba Lounge by contacting Davis

Options *(specify only if preferred)*

Casters: SE-SOCA - Soft Casters – no upcharge at time of order

SEBA Lounge Series

Example: item number **SEL-105** = **SEL-105**

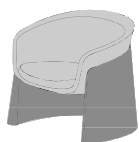
Item	Description	Yardage / Square Feet	Shipping Weight
SEL-105	Lounge All Same Material Glide Base	4 1/2 yds. / 81 sq. ft.	88 lbs.



NOTE: See page 4 for all dimensions

List Price Grades COM/COL	A	B	C	D	E	F	G	H	I	J	K	L
3746	3862	3978	4094	4210	4326	4442	4558	4674	4790	4906	5022	5138

Item	Description	Yardage / Square Feet	Shipping Weight
SEL-125	Lounge Contrasting Upholstery Glide Base	2 3/4 yds. / 49 1/2 sq. ft.- Seat 2 1/2 yds. / 45 sq. ft.- Base	88 lbs.



NOTE: See page 4 for all dimensions

List Price Grades COM/COL	A	B	C	D	E	F	G	H	I	J	K	L
3898	4058	4218	4378	4538	4698	4858	5018	5178	5338	5498	5658	5818

Required to Specify

Fabrics or Leather : Ensure graded in material or COM/COL is approved for use on Seba Lounge by contacting Davis

Options (specify only if preferred)

Glides: SEL-Felt Felt Glides - no upcharge if specified at the time of purchase