

DAVIS®

Soft Price List

Designed by jehs+laub
Effective January 1, 2026
Updated April 15, 2026



SOFT Lounge Series

Specifications 2
Images 3

PLASTIC BASE

Soft 1000 4
Soft 1010 4

UPHOLSTERED BASE

Soft 2000 5
Soft 2010 5

SOFT PRIVACY

PLASTIC BASE

Soft 3000 6
Soft 3010 6

UPHOLSTERED BASE

Soft 4000 7
Soft 4010 7



FEATURES

Base

- **Stationary Base** – supported by five polyamide glides
 - **Swivel Base** – memory return steel circle cut base with five plastic glides
-

Bottom Shell

Glossy White and Upholstered - ABS Plastic

Frame

Insert and bottom shell are supported by tab constructed plywood frame.

Shells

The upholstered seat and back is constructed of molded flexible polyurethane foam glued into an ABS insert shell, which is supported by the tab constructed plywood frame.

IMAGES

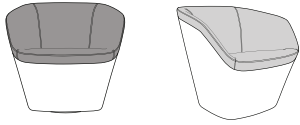
SOFT Lounge Series



SOFT Lounge Series

Example: item number **Soft 1000** = **Soft 1000**

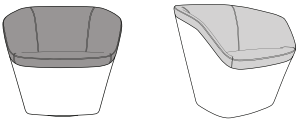
Item	Description	Dimensions	w	inches			Yardage / Square Feet	Shipping Weight
				d	h			
Soft 1000	Upholstered Seat & Back	Outside	32 1/4	28 3/8	29 5/8	2 1/2 yds. / 45 sq. ft.	76 lbs.	
	Plastic Shell	Inside	21 1/2	20 3/8	14 1/4			
	Stationary Base	Seat			17 1/4			



List Price
Grades

COM/COL	A	B	C	D	E	F	G	H	I	J	K	L
4096	4162	4228	4294	4360	4426	4492	4558	4624	4690	4756	4822	4888

Item	Description	Dimensions	w	inches			Yardage / Square Feet	Shipping Weight
				d	h			
Soft 1010	Upholstered Seat & Back	Outside	32 1/4	28 3/8	29 5/8	2 1/2 yds. / 45 sq. ft.	119 lbs.	
	Plastic Shell	Inside	21 1/2	20 3/8	14 1/4			
	Memory Return Swivel Base	Seat			17 1/4			



List Price
Grades

COM/COL	A	B	C	D	E	F	G	H	I	J	K	L
5580	5646	5712	5778	5844	5910	5976	6042	6108	6174	6240	6306	6372



Required to Specify



Fabrics or Leather : Ensure graded in material or COM/COL is approved for use on Soft by contacting Davis

UPHOLSTERED BASE

SOFT Lounge Series

Example: item number Soft 2000 = Soft 2000

Item	Description	Dimensions	w	inches			Yardage / Square Feet						Shipping Weight																									
				d	h																																	
Soft 2000	Upholstered Seat & Back Upholstered Shell Stationary Base	Outside	32 1/4	28 3/8	29 5/8	4 1/4 yds. / 76 1/2 sq. ft. - Total Unit						76 lbs.																										
		Inside	21 1/2	20 3/8	14 1/4	2 1/2 yds. / 45 sq. ft. - Seat & Back																																
		Seat			17 1/4	2 1/4 yds. / 40 1/2 sq. ft. - Shell																																
<div style="display: flex; justify-content: space-around;">   </div> <p>List Price Grades</p> <table border="1"> <thead> <tr> <th>COM/COL</th> <th>A</th> <th>B</th> <th>C</th> <th>D</th> <th>E</th> <th>F</th> <th>G</th> <th>H</th> <th>I</th> <th>J</th> <th>K</th> <th>L</th> </tr> </thead> <tbody> <tr> <td>4698</td> <td>4822</td> <td>4946</td> <td>5070</td> <td>5194</td> <td>5318</td> <td>5442</td> <td>5566</td> <td>5690</td> <td>5814</td> <td>5938</td> <td>6062</td> <td>6186</td> </tr> </tbody> </table>													COM/COL	A	B	C	D	E	F	G	H	I	J	K	L	4698	4822	4946	5070	5194	5318	5442	5566	5690	5814	5938	6062	6186
COM/COL	A	B	C	D	E	F	G	H	I	J	K	L																										
4698	4822	4946	5070	5194	5318	5442	5566	5690	5814	5938	6062	6186																										

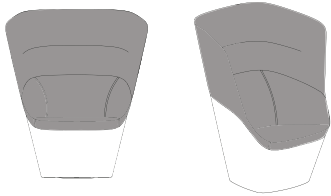
Item	Description	Dimensions	w	inches			Yardage / Square Feet						Shipping Weight																									
				d	h																																	
Soft 2010	Upholstered Seat & Back Upholstered Shell Memory Return Swivel Base	Outside	32 1/4	28 3/8	29 5/8	4 1/4 yds. / 76 1/2 sq. ft. - Total Unit						119 lbs.																										
		Inside	21 1/2	20 3/8	14 1/4	2 1/2 yds. / 45 sq. ft. - Seat & Back																																
		Seat			17 1/4	2 1/4 yds. / 40 1/2 sq. ft. - Shell																																
<div style="display: flex; justify-content: space-around;">   </div> <p>List Price Grades</p> <table border="1"> <thead> <tr> <th>COM/COL</th> <th>A</th> <th>B</th> <th>C</th> <th>D</th> <th>E</th> <th>F</th> <th>G</th> <th>H</th> <th>I</th> <th>J</th> <th>K</th> <th>L</th> </tr> </thead> <tbody> <tr> <td>6183</td> <td>6307</td> <td>6431</td> <td>6555</td> <td>6679</td> <td>6803</td> <td>6927</td> <td>7051</td> <td>7175</td> <td>7299</td> <td>7423</td> <td>7547</td> <td>7671</td> </tr> </tbody> </table>													COM/COL	A	B	C	D	E	F	G	H	I	J	K	L	6183	6307	6431	6555	6679	6803	6927	7051	7175	7299	7423	7547	7671
COM/COL	A	B	C	D	E	F	G	H	I	J	K	L																										
6183	6307	6431	6555	6679	6803	6927	7051	7175	7299	7423	7547	7671																										

Required to Specify

Fabrics or Leather : Ensure graded in material or COM/COL is approved for use on Soft by contacting Davis

Example: item number **Soft 3000** = **Soft 3000**

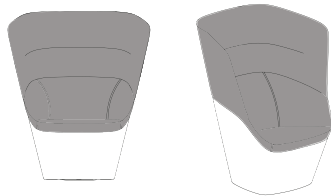
Item	Description	Dimensions	inches			Yardage / Square Feet	Shipping Weight
			w	d	h		
Soft 3000	Upholstered Privacy Enclosure Upholstered Interior Plastic Shell Stationary Base	Outside	38 ³ / ₄	32	48	4 1/2 yds. / 81 sq. ft.	87 lbs.
		Inside	21 1/2	20 ³ / ₈	32		
		Seat			17 1/4		



List Price
Grades

COM/COL	A	B	C	D	E	F	G	H	I	J	K	L
5675	5791	5907	6023	6139	6255	6371	6487	6603	6719	6835	6951	7067

Item	Description	Dimensions	inches			Yardage / Square Feet	Shipping Weight
			w	d	h		
Soft 3010	Upholstered Privacy Enclosure Upholstered Interior Plastic Shell Memory Return Swivel Base	Outside	38 ³ / ₄	32	48	4 1/2 yds. / 81 sq. ft.	139 lbs.
		Inside	21 1/2	20 ³ / ₈	32		
		Seat			17 1/4		



List Price
Grades

COM/COL	A	B	C	D	E	F	G	H	I	J	K	L
6523	6639	6755	6871	6987	7103	7219	7335	7451	7567	7683	7799	7915

Required to Specify

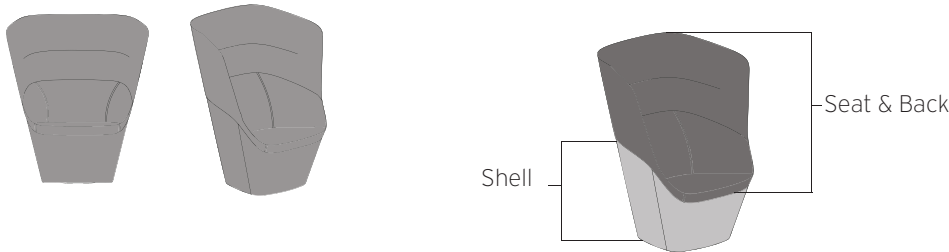
Fabrics or Leather : Ensure graded in material or COM/COL is approved for use on Soft Privacy by contacting Davis

UPHOLSTERED BASE

SOFT Series

Example: item number **Soft 4000** = **Soft 4000**

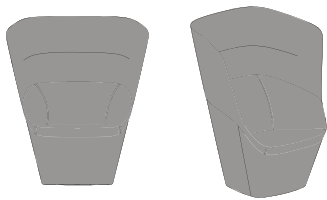
Item	Description	Dimensions	w	inches			Yardage / Square Feet	Shipping Weight
				d	h			
Soft 4000	Fully Upholstered Stationary Base	Outside	38 ³ / ₄	32	48	6 ¹ / ₄ yds. / 112 ¹ / ₂ sq. ft. - Total Unit	87 lbs.	
		Inside	21 ¹ / ₂	20 ³ / ₈	32			4 ¹ / ₂ yds. / 81 sq. ft. - Seat & Back
		Seat			17 ¹ / ₄			2 ¹ / ₄ yds. / 40 ¹ / ₂ sq. ft. - Shell



List Price Grades

COM/COL	A	B	C	D	E	F	G	H	I	J	K	L
5851	6004	6157	6310	6463	6616	6769	6922	7075	7228	7381	7534	7687

Item	Description	Dimensions	w	inches			Yardage / Square Feet	Shipping Weight
				d	h			
Soft 4010	Fully Upholstered Memory Return Swivel Base	Outside	38 ³ / ₄	32	48	6 ¹ / ₄ yds. / 112 ¹ / ₂ sq. ft. - Total Unit	139 lbs.	
		Inside	21 ¹ / ₂	20 ³ / ₈	32			4 ¹ / ₂ yds. / 81 sq. ft. - Seat & Back
		Seat			17 ¹ / ₄			2 ¹ / ₄ yds. / 40 ¹ / ₂ sq. ft. - Shell



List Price Grades

COM/COL	A	B	C	D	E	F	G	H	I	J	K	L
6701	6854	7007	7160	7313	7466	7619	7772	7925	8078	8231	8384	8537

Required to Specify

Fabrics or Leather : Ensure graded in material or COM/COL is approved for use on Soft Privacy by contacting Davis