

DAVIS®

# JP Bench Price List

Designed by Jonathan Prestwich

Effective June 8, 2026



## JP Bench Series

Specifications .....	2
Images .....	3
Veneer Finishes .....	4
FENIX® / Standard Laminates .....	5
Powder Coat Finishes .....	6
Uph. Requirement Chart .....	7

### *FREESTANDING UNITS*

JPB-5000 .....	8
JPB-5001 .....	8
JPB-5100 .....	9
JPB-5200 .....	9
JPB-5201 .....	10
JPB-5202 .....	10
JPB-5300 .....	11
JPB-5302 .....	11
JPB-5303 .....	11

### *TABLE / TABLET*

JPB-5400 .....	12
JPB-5500 .....	12

### *POWER*

JP-4006 .....	13
JP-4007 .....	13

For information concerning Condition of Sales, Warranty, Fabric, Finishes, etc., please download the *Conditions of Sales.pdf* on the Davis web site: [www.davisfurniture.com](http://www.davisfurniture.com)

## FEATURES

---

### Legs and Frame

Constructed of extruded and die cast aluminum components. Straight sections of the frame are produced from extruded aluminum profiles. Corner components are produced from die cast aluminum, engineered to join adjacent extrusions at each frame junction and support the steel leg.

Extruded and die cast members are mechanically joined to form a rigid fastened perimeter structure to support the seating components. Available in all Davis powder coat finishes.

---

### Frame

Powder coated aluminum

---

### Glides

Bases come standard with adjustable black plastic glides

Optional felt adjustable glide are available - **JPB-Felt** - no upcharge if specified at time of order

---

### Seat Units

Offered in three seating configurations: backless, with back, and with back and arm. All configurations share a common construction method and may be combined in continuous runs along a single frame.

**Seat and back components** are built on engineered plywood frames, precision-cut and assembled to form the structural shell of each seating element. The seat frame incorporates a cut-out opening, across which sheet webbing is stretched and secured to create a resilient suspension system. The webbing provides uniform support across the seating surface and works in conjunction with the foam layers to establish the bench's comfort.

**Foam** is a multi-density construction, combining firmer foam for structural support and softer foam for surface comfort. The foam layers are profiled and laminated to the plywood frame and webbing suspension to produce a consistent seating surface across the length of the bench, regardless of configuration.

**Back and arm components** are constructed using the same engineered plywood frame method as the seat, with foam layered and profiled to the back and arm geometry to maintain continuity in appearance and comfort between elements.

All benches are fully upholstered at the factory and ship fully assembled.

---

### Tablet Arms

Seating elements are notched to accept tablet support post which is welded to frame. Cannot be installed in the field.

**Pivoting Tablet** – Offered in veneer, and 12mm solid core FENIX® in Bianco Kos, Blu Fes, Grigio Efeso, and Nero Ingo.

---

### Table Top

Offered in veneer, and 12mm solid core FENIX® in Bianco Kos, Blu Fes, Grigio Efeso, and Nero Ingo.

---

### Power

Two power or one power, two charging USB units are available.

Power units come in black or white and are designed for under frame placement.

Power units are adjustable on frame. Contact factory to discuss initial placement

A "J" tray is mounted on the back rails and is used for horizontal wire management.

The Interlink iQ system is available for linking power units together. Contact factory for additional information.

---

### Upholstery

Upholstery detailing includes welting around the perimeter of the seat, and double-needle topstitching around the perimeters of the back and arms. Additional double-needle topstitching across the seat visually delineates individual seating positions.

Available in approved fabrics and leathers from the Davis Fabric and Leather Program or in COM/COL. For approved materials, visit [www.davisfurniture.com/fabric-approval](http://www.davisfurniture.com/fabric-approval)



**JPB-5000**  
Stool



**JPB-5200**  
Straight Backed Bench



**JPB-5202-R**  
Right Single Arm / Corner



**JPB-5202-L**  
Left Single Arm / Corner



**JPB-5100**  
Straight Backless Bench



**JPB-5300**  
120° Backless Bench



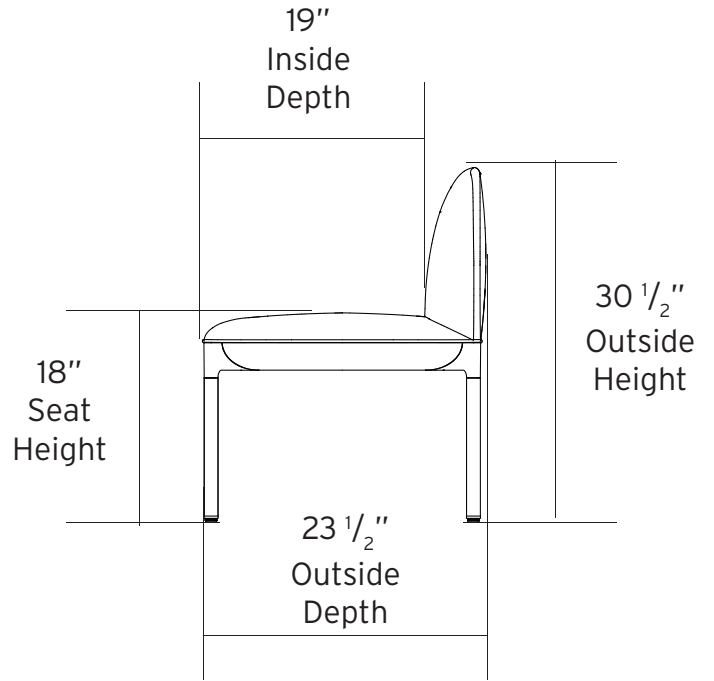
**JPB-5400**  
Side Table / Corner



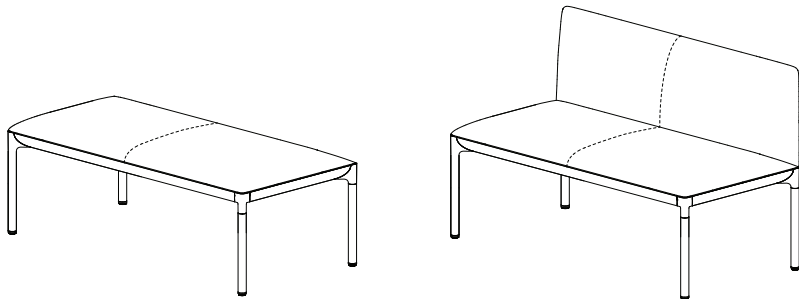
**JP-4007-B**  
Power Unit

JPB-5200 - Straight Bench

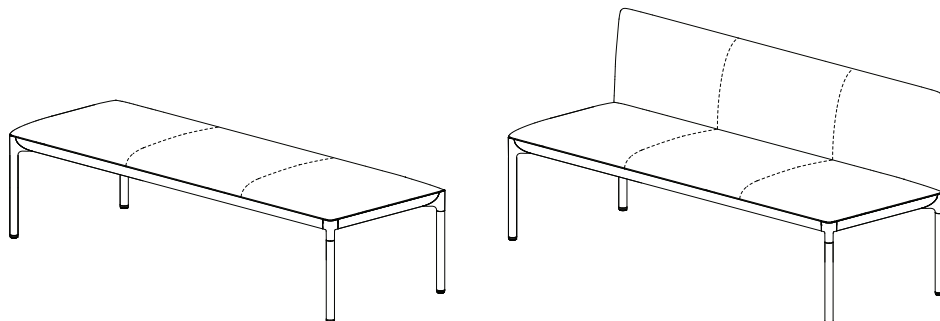
Dimensions	w	d	h
Outside	48	23 1/2	30 1/2
Seat Height		19	18



SEAMS



For units ranging 48" up to 66" there will be one seam.




For units ranging 72" up to 96" there will be two seam.

## Ash Veneer




30 Vanilla Ash



31 Natural Ash




32 Sand Ash



33 Toasted Ash


## Oak Veneer




10 Alabaster  
White Oak




11 Light Oak




12 Golden  
Oak



13 Harvest  
Oak



14 Slate Oak



15 Mineral Grey  
Oak



16 Dark Oak


## Walnut Veneer




20 Clear  
Walnut




21 Light Grey  
Walnut



22 Classic  
Walnut




23 Mocha  
Walnut



24 Midnight  
Walnut

**FENIX® Innovative Materials**



Bianco Kos



Grigio Efeso




Blu Fes




Nero Ingo

## Powder Coats


### Neutral Powder Coats




### Pearl Powder Coats




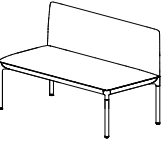
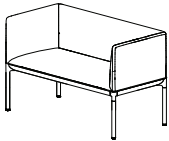
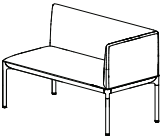
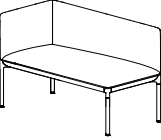
### Fenix Powder Coats - *color matched to FENIX®*



### Color Trend Powder Coats



The following chart provides the required yardages and square footage for each available bench length. These values are intended to assist with upholstery specification and material estimating across the full range of bench sizes.

Item	Yardage / Square Feet	Bench Lengths								
		48"	54"	60"	66"	72"	78"	84"	90"	96"
<b>JPB-5100</b> 	Yardage	2 1/2	3	3	3	3	3 1/2	3 1/2	3 3/4	3 3/4
	Square Feet	45	54	54	54	54	63	63	67 1/2	67 1/2
<b>JPB-5200</b> 	Yardage	3	4	4	4	4	4 3/4	5 3/4	6	6
	Square Feet	54	72	72	72	72	85 1/2	103 1/2	108	108
<b>JPB-5201</b> 	Yardage	3 3/4	4 1/2	4 3/4	5	5	5 1/4	6	6 3/4	7
	Square Feet	67 1/2	81	85 1/2	90	90	94 1/2	108	121 1/2	126
<b>JPB-5202-L / JPB-5202-R</b>  	Yardage	3 1/2	4 1/4	4 1/2	4 3/4	4 3/4	5	6	6 1/2	6 1/2
	Square Feet	63	76 1/2	81	85 1/2	85 1/2	90	108	117	117

SEAT UNITS

# JP Bench Series

Example: item number JPB-5000 = JPB-5000

Item	Description	Dimensions	w	inches		Yardage / Square Feet	Shipping Weight
				d	h		
JPB-5000	Stool	Outside	24	24	18	1 1/4 yds. / 22 1/2 sq. ft.	lbs.



List Price

Grades

COM/COL	A	B	C	D	E	F	G	H	I	J	K	L
2458	2487	2516	2545	2574	2603	2632	2661	2690	2719	2748	2777	2806

Item	Description	Dimensions	w	inches		Yardage / Square Feet	Shipping Weight
				d	h		
JPB-5001	Single Seat	Outside Inside Seat	30 3/4 19	25 18 3/4	30 1/2 18	1 1/4 yds. / 22 1/2 sq. ft.	lbs.



List Price

Grades

COM/COL	A	B	C	D	E	F	G	H	I	J	K	L
3004	3033	3062	3091	3120	3149	3178	3207	3236	3265	3294	3323	3352

## Required to Specify

**Fabrics or Leather :** Ensure graded in material or COM/COL is approved for use on JP Bench by contacting Davis.

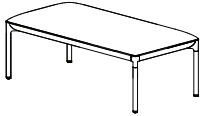
**Metal Finishes :** See [page 6](#) for all standard powder coats

## Options *(specify only if preferred)*

**Glides:** JP-Felt - no upcharge - must at time of order

Example: item number **JPB-5100** + length **-48** = **JPB-5100-48**

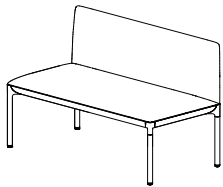
Item	Description	Dimensions	inches			Yardage / Square Feet	Shipping Weight
			w	d	h		
JPB-5100	Backless Straight Bench	Outside Seat	48	19	18	See <b>page 7</b> for yds/sq. ft	lbs.



**Note: Benches come in 6" increments**

Width	List Price Grades												
	COM/COL	A	B	C	D	E	F	G	H	I	J	K	L
-48	3075	3141	3207	3273	3339	3405	3471	3537	3603	3669	3735	3801	3867
-54	3213	3293	3373	3453	3533	3613	3693	3773	3853	3933	4013	4093	4173
-60	3323	3403	3483	3563	3643	3723	3803	3883	3963	4043	4123	4203	4283
-66	3408	3488	3568	3648	3728	3808	3888	3968	4048	4128	4208	4288	4368
-72	3542	3622	3702	3782	3862	3942	4022	4102	4182	4262	4342	4422	4502
-78	3682	3777	3872	3967	4062	4157	4252	4347	4442	4537	4632	4727	4822
-84	3788	3883	3978	4073	4168	4263	4358	4453	4548	4643	4738	4833	4928
-90	3900	4002	4104	4206	4308	4410	4512	4614	4716	4818	4920	5022	5124
-96	3989	4091	4193	4295	4397	4499	4601	4703	4805	4907	5009	5111	5213

Item	Description	Dimensions	inches			Yardage / Square Feet	Shipping Weight
			w	d	h		
JPB-5200	Backed Straight Bench Armless	Outside Inside Seat	48	24 19	30 1/2 18	See <b>page 7</b> for yds/sq. ft	lbs.



**Note: Benches come in 6" increments**

Width	List Price Grades												
	COM/COL	A	B	C	D	E	F	G	H	I	J	K	L
-48	3848	3928	4008	4088	4168	4248	4328	4408	4488	4568	4648	4728	4808
-54	4033	4142	4251	4360	4469	4578	4687	4796	4905	5014	5123	5232	5341
-60	4164	4273	4382	4491	4600	4709	4818	4927	5036	5145	5254	5363	5472
-66	4298	4407	4516	4625	4734	4843	4952	5061	5170	5279	5388	5497	5606
-72	4484	4593	4702	4811	4920	5029	5138	5247	5356	5465	5574	5683	5792
-78	4664	4795	4926	5057	5188	5319	5450	5581	5712	5843	5974	6105	6236
-84	4871	5031	5191	5351	5511	5671	5831	5991	6151	6311	6471	6631	6791
-90	5009	5176	5343	5510	5677	5844	6011	6178	6345	6512	6679	6846	7013
-96	5123	5290	5457	5624	5791	5958	6125	6292	6459	6626	6793	6960	7127

## Required to Specify

**Fabrics or Leather :** Ensure graded in material or COM/COL is approved for use on JP Bench by contacting Davis.

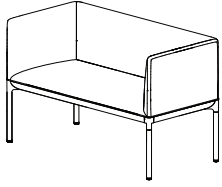
**Metal Finishes :** See **page 6** for all standard powder coats

## Options *(specify only if preferred)*

**Glides:** JPB-Felt - no upcharge - must at time of order

Example: item number JPB-5201 + length -48 = JPB-5201-48

Item	Description	Dimensions	l	inches		Yardage / Square Feet	Shipping Weight
				d	h		
JPB-5201	Backed Bench Double Arm	Outside Inside Seat	48	24 19	30 1/2 18	See <b>page 7</b> for yds/sq. ft	lbs.

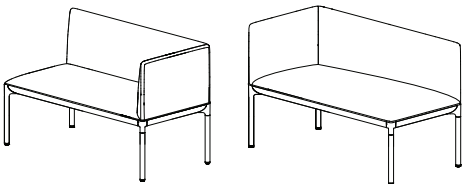


**Note: Benches come in 6" increments**

List Price  
Grades

Width	COM/COL	A	B	C	D	E	F	G	H	I	J	K	L
-48	5035	5137	5239	5341	5443	5545	5647	5749	5851	5953	6055	6157	6259
-54	5199	5323	5447	5571	5695	5819	5943	6067	6191	6315	6439	6563	6687
-60	5351	5482	5613	5744	5875	6006	6137	6268	6399	6530	6661	6792	6923
-66	5482	5620	5758	5896	6034	6172	6310	6448	6586	6724	6862	7000	7138
-72	5641	5779	5917	6055	6193	6331	6469	6607	6745	6883	7021	7159	7297
-78	5771	5916	6061	6206	6351	6496	6641	6786	6931	7076	7221	7366	7511
-84	5957	6124	6291	6458	6625	6792	6959	7126	7293	7460	7627	7794	7961
-90	6138	6327	6516	6705	6894	7083	7272	7461	7650	7839	8028	8217	8406
-96	6274	6479	6666	6862	7058	7254	7450	7646	7842	8038	8234	8430	8626

Item	Description	Dimensions	w	inches		Yardage / Square Feet	Shipping Weight
				d	h		
JPB-5202-L JPB-5202-R	Backed Bench Single Arm / Corner	Outside Inside Seat		24 19	30 1/2 18	See <b>page 7</b> for yds/sq. ft	lbs.



LEFT

RIGHT

**Note: Benches come in 6" increments**

List Price  
Grades

Width	COM/COL	A	B	C	D	E	F	G	H	I	J	K	L
-48	4503	4598	4693	4788	4883	4978	5073	5168	5263	5358	5453	5548	5643
-54	4673	4789	4905	5021	5137	5253	5369	5485	5601	5717	5833	5949	6065
-60	4889	5013	5137	5261	5385	5509	5633	5757	5881	6005	6129	6253	6377
-66	5029	5160	5291	5422	5553	5684	5815	5946	6077	6208	6339	6470	6601
-72	5246	5377	5508	5639	5770	5901	6032	6163	6294	6425	6556	6687	6818
-78	5417	5555	5693	5831	5969	6107	6245	6383	6521	6659	6797	6935	7073
-84	5660	5827	5994	6161	6328	6495	6662	6829	6996	7163	7330	7497	7667
-90	5862	6044	6226	6408	6590	6772	6954	7136	7318	7500	7682	7864	8046
-96	6011	6193	6375	6557	6739	6921	7103	7285	7467	7649	7831	8013	8195

## Required to Specify

**Fabrics or Leather :** Ensure graded in material or COM/COL is approved for use on JP Bench by contacting Davis.

**Metal Finishes :** See **page 6** for all standard powder coats

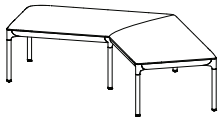
## Options *(specify only if preferred)*

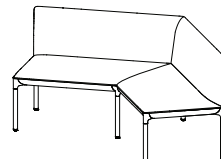
**Glides:** JPB-Felt - no upcharge - must at time of order

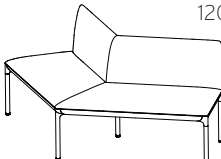
SEAT UNITS

# JP Bench Series

Example: item number JPB-5300 = JPB-5300

Item	Description	Dimensions	inches			Yardage / Square Feet	Shipping Weight						
			w	d	h								
JPB-5300	120° Backless Bench	Outside Seat	76	23	18 1/2 18	3 3/4 yds. / 67 1/2 sq. ft.	lbs.						
													
List Price													
Grades													
COM/COL													
	A	B	C	D	E	F	G	H	I	J	K	L	
	4992	5094	5196	5298	5400	5502	5604	5706	5808	5910	6012	6114	6216

Item	Description	Dimensions	inches			Yardage / Square Feet	Shipping Weight						
			w	d	h								
JPB-5302	Backed Bench 120° Inside Unit	Outside Inside Seat	76	23	30 1/2 19 18	5 yds. / 90 sq. ft.	lbs.						
													
List Price													
Grades													
COM/COL													
	A	B	C	D	E	F	G	H	I	J	K	L	
	5434	5572	5710	5848	5986	6124	6262	6400	6538	6676	6814	6952	7090

Item	Description	Dimensions	inches			Yardage / Square Feet	Shipping Weight						
			w	d	h								
JPB-5303	Backed Bench 120° Outside Unit	Outside Inside Seat				5 yds. / 90 sq. ft.	lbs.						
													
List Price													
Grades													
COM/COL													
	A	B	C	D	E	F	G	H	I	J	K	L	
	5383	5521	5659	5797	5935	6073	6211	6349	6487	6625	6763	6901	7039

## Required to Specify

**Fabrics or Leather :** Ensure graded in material or COM/COL is approved for use on JP Bench by contacting Davis.

**Metal Finishes :** See [page 6](#) for all standard powder coats

## Options (specify only if preferred)

**Glides:** JPB-Felt - no upcharge - must at time of order

TABLE

# JP Bench Series

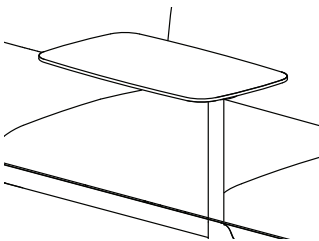
Example: item number **JPB-5400** + top material suffix **-OA** = **JPB-5400-OA**

Item	Description	Dimensions	w	inches d	h	Shipping Weight
<b>JPB-5400</b>	Freestanding Square Table / Modular Corner Table	Outside	23 3/4	23 3/4	16	lbs.



List Price	<b>-AA</b>	<b>-OA</b>	<b>-WW</b>	<b>-FX</b>
Top	Ash	Oak	Walnut	Fenix
Selection	(Veneer)	(Veneer)	(Veneer)	
	<b>2353</b>	<b>2353</b>	<b>2379</b>	<b>2331</b>

Item	Description	Dimensions	w	inches d	h
<b>JPB-5500</b>	Pivoting Tablet	Outside			



List Price	<b>-AA</b>	<b>-OA</b>	<b>-WW</b>	<b>-FX</b>
Top	Ash	Oak	Walnut	Fenix
Selection	(Veneer)	(Veneer)	(Veneer)	

## Required to Specify

**Metal Finishes :** See **page 6** for all standard powder coats

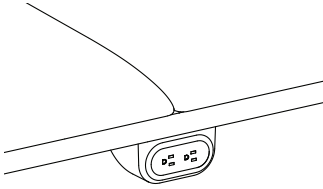
**Top Finishes :** See **pages 4 & 5** for top options.

## Options *(specify only if preferred)*

**Glides:** JPB-Felt - no upcharge - must at time of order

Example: item number JPB-5400 = JPB-5400

Item	Description	Dimensions	inches			Shipping Weight
			w	d	h	
JP-4006-B JP-4006-W	Two Power	Outside	5 1/4	5	3	2 lbs.



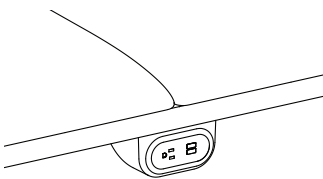
**NOTE:** JP-4006-B - front and case of unit is black / JP-4006-W - front and case of unit is white

*End power cord with plug included is 108" in length*

List Price

**806**

Item	Description	Dimensions	inches			Shipping Weight
			w	d	h	
JP-4007-B JP-4007-W	One Power/ USB-A+C Charging	Outside	5 1/4	5	3	2 lbs.



**NOTE:** JP-4007-B - front and case of unit is black / JP-4007-W - front and case of unit is white

*End power cord with plug included is 108" in length*

List Price

**976**