

DAVIS®

Lucid Price List

Designed by Burkhard Vogtherr
Effective January 1, 2026



LUCID Chair Series

- Specifications 2
- Images 3
- Powder Coat Finishes 4

- Lucid 10 5
- Lucid 20 6



FEATURES

Arm Caps & Covers

Lucid 10 – standard with black plastic arm caps - Optional leather or Ultrafabric short or long hand-sewn wrapped arm covers available

LU-SLAC – Short leather arm cap option to replace black plastic arm cap – additional charge, see page 5

LU-LLAC – Long leather arm cap replaces black plastic arm caps and extends to bottom of arm – additional charge, see page 5

Lucid 20 – standard with plastic inserts - **LU-UPHAC** - Optional leather or Ultrafabric upholstered arm cover available. See pages 6.

Leather arms match leather specified on seat and/or back. If fabric is specified, leather must be ordered for arm covers from the Davis Leather Collection or COL

Back Tilt Control

Balance spring – adjusts to accommodate a wide variety of body sizes and provides a healthful change of hip angle

Back Treatments

- **Webbed Back**– Lucid 10, Lucid 20 – Features resilient stretch webbing constructed of woven polyester and Dupont LYCRA® Spandex

Casters

Lucid 10 - standard with free rolling black casters.

Lucid 20 - reinforced copolymer with safety brake feature that will not roll away until weight is in chair - this keeps chairs from slipping out from under user.

Black housing and black dual wheels on five blade base – Also available with soft tread for hard flooring - See options

Forward Position Control

Back tilt action can be locked in the forward, upright position for task oriented work

Gas Lift Height Adjustment

Allows for correct leg positioning and height to work surface

Seat Depth Adjustment

Seat adjusts 2" to proper depth of user's legs with a one time setting allowing for proper support of lower torso and legs

Synchro-Tilt Mechanism

LU-SYNCHRO – A synchro-mechanism can be added to all caster chairs – specify option when ordering chair. **\$183 LIST**

LU-FXSE - A fixed seat - **no upcharge**

Two-Tone Webbing

Two different webbing colors may be used together. Specify color for vertical application and horizontal application - No upcharge

Webbing

Custom webbing may be created – contact Factory for more information

ARM OPTIONS



Black Plastic Arm Caps –
Standard on Lucid 10



Short Leather Arm Covers –
LU-SLAC Option
Optional on Lucid 10



Long Leather Arm Covers –
LU-LLAC Option
Optional on Lucid 10



Upholstered Arm Caps–
LU-UPHAC Option
Lucid 20

WEBBING COLOR OPTIONS




WB-Black




WB-Grey

Powder Coats


Neutral Powder Coats




Pearl Powder Coats



Fenix Powder Coats - *color matched to FENIX®*



Color Trend Powder Coats




HIGH BACK

LUCID Chair Series

Example: item number Lucid 10 + finish suffix -CH = Lucid 10-CH

Item	Description	Dimensions	inches			Yardage / Square Feet	Shipping Weight
			w	d	h		
Lucid 10	High Back	Outside	22 1/2	22 - 24	39 3/4 - 43 1/8	3/4 yds / 13 1/2 sq ft	44 lbs.
	WEBBING BACK	Inside	18 3/4	17 1/8 - 19 1/8	21		
	Black Plastic Arm Cap	Arm			26 1/8 - 29 1/2	LU-SLAC - 1/8 yd / 1 sq ft	
	Fixed Seat	Seat			19 - 22 3/8		



List Price
Grades

NOTE: inside depth 19 1/8 with slide at maximum (2" slide adjustment)

Finish	COM/COL	A	B	C	D	E	F	G	H	I	J	K	L
-PC Powder Coat	2151	2173	2195	2217	2239	2261	2283	2305	2327	2349	2371	2393	2415
-CH Chrome	2289	2311	2333	2355	2377	2399	2421	2443	2465	2487	2509	2531	2553

Required to Specify

Fabrics or Leather : Ensure graded in material or COM/COL is approved for use on Lucid by contacting Davis

Metal Finishes : Chrome, or powder coat. See powder coat options on [page 4](#).

Webbing Colors: required on Lucid 10 only
Corresponding leather –

WB-Black HE-5000 Black
WB-Grey HE-5002 Grey

WB-Black and WB-Grey may be used together
Specify color for vertical application and horizontal application – No upcharge

Options (specify only if preferred)

Casters: LU-SOCA Soft casters in place of hard – **no upcharge**
LU-SOCA-R Soft Casters – Replace in field – **\$ 60upcharge**


Synchro-Tilt: LU-SYNCHRO Synchro-Tilt Mechanism – **\$ 183**
LU-FXSE Fixed Seat – **no upcharge**

Upholstered Arms:	COL	-	-	-	-	E	-	G	-	-	J	-	-
LU-LLAC Long Leather Arm Covers	229	233	237	241	245	249	253	257	261	265	269	273	277
LU-SLAC Short Leather Arm Covers	113	117	121	125	129	133	137	141	145	149	153	157	161

ULTRA MID BACK

LUCID Chair Series

Example: item number **Lucid 20** + finish suffix **-CH** = **Lucid 20-CH**

Item	Description	Dimensions	inches			Yardage / Square Feet	Shipping Weight
			w	d	h		
	Ultra Mid Back	Outside	25 1/2	24 - 26	41 3/8 - 45 1/8	3/4 yds / 13 1/2 sq ft	47 lbs.
	WEBBING BACK	Inside	20 1/2	17 1/4 - 19 1/4	27		
	Black Plastic Arm Insert	Arm			27 - 30 3/4		
	Fixed Seat	Seat			18 3/4 - 22 1/2		

NOTE: inside depth 19 1/4 with slide at maximum (2" slide adjustment)

Finish	List Price Grades												
	COM/COL	A	B	C	D	E	F	G	H	I	J	K	L
-PC Powder Coat	2717	2739	2761	2783	2805	2827	2849	2871	2893	2915	2937	2959	2981
-CH Chrome	2855	2877	2899	2921	2943	2965	2987	3009	3031	3053	3075	3097	3119

Required to Specify

Fabrics or Leather : Ensure graded in material or COM/COL is approved for use on Lucid by contacting Davis

Metal Finishes : Chrome, or powder coat. See powder coat options on **page 4**.

Webbing Colors: required on Lucid 20 only
Corresponding leather –

WB-Black HE-5000 Black
WB-Grey HE-5002 Grey

WB-Black and WB-Grey may be used together
Specify color for vertical application and horizontal application – No upcharge

Options (specify only if preferred)

Casters: LU-SOCA-2030 Soft casters in place of hard – **no upcharge**
LU-SOCA-2030-R Soft Casters – Replace in field – **\$60upcharge**

Synchro-Tilt: LU-SYNCHRO Synchro-Tilt Mechanism – **\$183**
LU-FXSE Fixed Seat – **no upcharge**

Upholstered Arms:	COL	-	-	-	-	E	-	G	-	-	J	-	-
LU-UPHAC Upholstered Arm Cap	105	109	113	117	121	125	129	133	137	141	145	149	153