

DAVIS®

A-Bench Price List

Designed by jehs+laub
Effective January 1, 2026



A-BENCH Series

Specifications	2
Images	3
Veneer Finishes	4
FENIX® / Standard Laminates	5
Powder Coat Finishes	6
Ordering Examples	7

SEAT UNITS

AB-102	8
AB-103	8
AB-112	9
AB-113	9
AB-122	10
AB-123	10

LEGS

AB-10	11
AB-11	11

SEAT BEAMS

AB-22	12
AB-23	12
AB-25	12

STRAIGHT CUSHIONS

AB-1000	13
AB-1001	13
AB-1002	14
AB-1003	14

CURVED CUSHIONS

AB-2000	15
AB-2001	15
AB-2002	15

FINISHED SURFACES

AB-3000	16*
AB-3001	16*
AB-3002	16*



BIFMA Compliant®, the commercial furniture industry's registry of standards-conforming products.

* Indicates versions excluded from the BIFMA Compliant program. Please contact DAVIS for more information.

FEATURES

Legs

All legs are die-cast aluminum.

End Leg - used at the end of beams and can not be used to connect beams together

Connecting Leg - used to connect beams for larger configurations

Beam

All beams come standard in matte black powder coat.

Glides

Bases come standard with black plastic glides

Optional felt glide - **AB-Felt** felt glides available upon request **\$100** upcharge

Seat Units

Molded foam seat back, with pocket springs and a layer of molded foam in the seat.

Table

Finished Surface – offered in veneer, FENIX®, standard laminates and 20mm white acrylic

Upholstery

Davis Fabric and Leather Program COM/COL

If you are supplying the COM/COL, submit a sample before ordering for approval.

All graded in and COM/COL must be approved for use on A-Bench by the Davis factory.

NOTE: Dimensions include ± because of fabric & fabric stretch per unit.

A-BENCH Series



Two Seat Backless Bench



Two Seat Armless Bench



Two Seat Arm Bench



Three Seat Backless Bench



Three Seat Armless Bench



Three Seat Arm Bench



Curved Configuration




Finished Surface

Ash Veneer




30 Vanilla Ash



31 Natural Ash




32 Sand Ash



33 Toasted Ash


Oak Veneer




10 Alabaster
White Oak




11 Light Oak




12 Golden
Oak



13 Harvest
Oak



14 Slate Oak



15 Mineral Grey
Oak



16 Dark Oak


Walnut Veneer




20 Clear
Walnut




21 Light Grey
Walnut



22 Classic
Walnut




23 Mocha
Walnut



24 Midnight
Walnut

Acrylic



White

FENIX® Innovative Materials



Bianco Kos Grigio Efeso Grigio Antrim Grigio Bromo Beige Arizona Grigio Londra Cacao Orinoco Rosso Jaipur



Blu Shaba Blu Fes Verde Kitami Verde Comodoro Nero Ingo

All Fenix have ABS Edgebands to match top.

Standard Laminates

Solids



Brite White* 459-58 Classic White* 9244-58 Folkstone* 927-58 Mouse* 928-58 Storm* 912-58 Platinum* 902-58 Citadel* 1097-58 Black* 909-58

Woodgrains



White Ash++ 8841-26 Buff Elm++ 5793-26 Ashwood Beige++ 5785-26 Silver Riftwood++ 6413-26 Natural Ash* 8843-26 Finnish Oak* 118-26 Formal Walnut* 5782-26 Nut Brown Cherry* 5790-26




Graphite Elm++ 5796-26

*All Laminates with * have ABS Edgebands to match top.*


All Laminates with ++ are Self Edge to match top.

Powder Coats


Neutral Powder Coats




Pearl Powder Coats



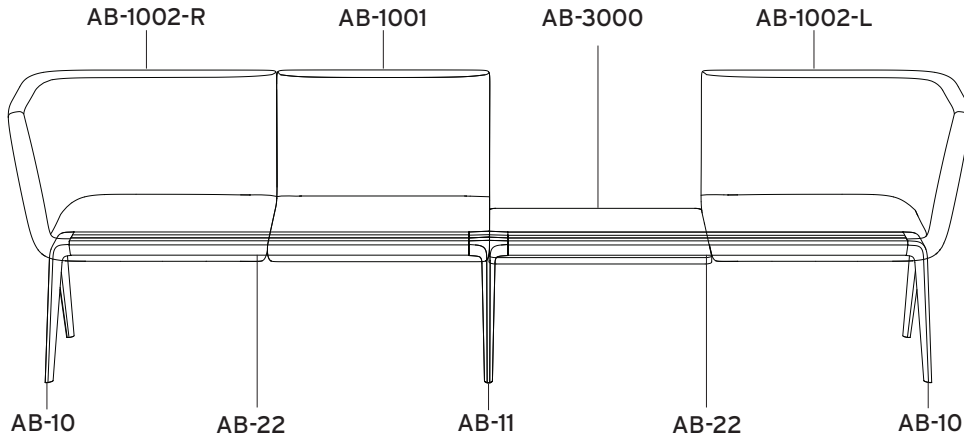
Fenix Powder Coats - *color matched to FENIX®*



Color Trend Powder Coats



Example 1:



Seat Beam

(2) **AB-22** -Two Seat Beam

Legs

AB-10 -End Leg

AB-11 -Connector Leg

AB-10 -End Leg

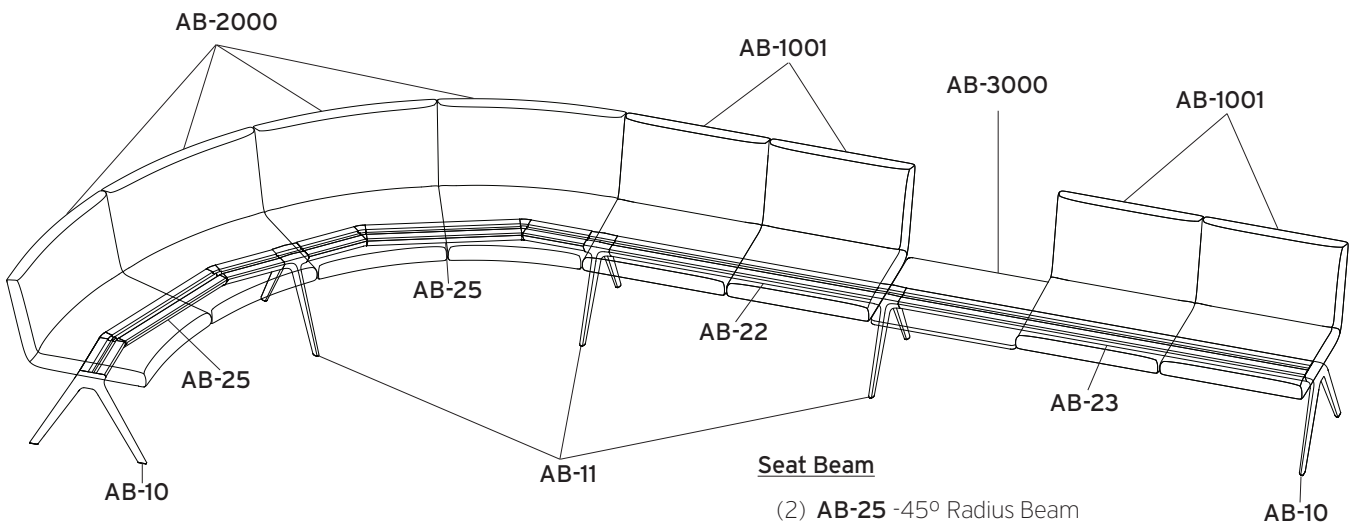
Cushions & Tables

AB-1002-R -Arm Cushion - Right

AB-1001 -Straight Cushion

AB-3000 - Straight Finished Surface

AB-1002-L -Left Arm Cushion



Seat Beam

(2) **AB-25** -45° Radius Beam

AB-22 - Two Seat Beam

AB-23 - Three Seat Beam

Legs

AB-10 -End Leg

(3) **AB-11** -Connector Leg

AB-10 -End Leg

Cushions & Tables

(4) **AB-2000** - Inside Curve

(2) **AB-1001** - Straight Cushion

AB-3000 - Straight Finished Surface

(2) **AB-1001** - Straight Cushion

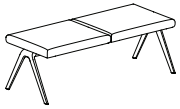
Example 2:

SEAT UNITS

A-BENCH Series

Example: item number **AB-102** + base suffix **-PC** = **AB-102-PC**

Item	Description	Dimensions	inches			Yardage / Square Feet	Shipping Weight
			w	d	h		
AB-102	Two Seater Backless Bench	Outside	51 1/2 †	21 1/4	18 3/4	2 yds. / 36 sq. ft.	127 lbs.



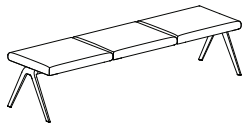
List Price
Grades

	COM/COL	A	B	C	D	E	F	G	H	I	J	K	L
-PA Polished Alu.	3106	3164	3222	3280	3338	3396	3454	3512	3570	3628	3686	3744	3802
-PC Powder Coat	3319	3377	3435	3493	3551	3609	3667	3725	3783	3841	3899	3957	4015

NOTE: This model consists of the following components:

- AB-22 - Two Seat Beam
- AB-10 - End Leg (2)
- AB-1000 - Backless Seat Cushion (2)

Item	Description	Dimensions	inches			Yardage / Square Feet	Shipping Weight
			w	d	h		
AB-103	Three Seater Backless Bench	Outside	77 †	21 1/4	18 3/4	3 yds. / 54 sq. ft.	184 lbs.



List Price
Grades

	COM/COL	A	B	C	D	E	F	G	H	I	J	K	L
-PA Polished Alu.	4167	4254	4341	4428	4515	4602	4689	4776	4863	4950	5037	5124	5211
-PC Powder Coat	4381	4468	4555	4642	4729	4816	4903	4990	5077	5164	5251	5338	5425

NOTE: This model consists of the following components:

- AB-23 - Three Seat Beam
- AB-10 - End Leg (2)
- AB-1000 - Backless Seat Cushion (3)

Required to Specify

Fabrics or Leather : Ensure graded in material or COM/COL is approved for use on A-Bench by contacting Davis.

Metal Finish : Polished Aluminum or powder coat. See powder coat options on **page 6**.

Options *(specify only if preferred)*


Glides: AB-Felt - **\$100 upcharge** - *must specify at time of order*

SEAT UNITS

A-BENCH Series

Example: item number **AB-112** + base suffix **-PC** = **AB-112-PC**

Item	Description	Dimensions	inches			Yardage / Square Feet	Shipping Weight
			w	d	h		
AB-112	Two Seater Armless Backed Bench	Outside	51 1/2 ±	25 5/8	32	3 1/2 yds. / 63 sq. ft.	145 lbs.
		Inside	51 1/2 ±	19 1/4	13 1/4		
		Seat			18 3/4		



NOTE: This model consists of the following components:

- AB-22 - Two Seat Beam
- AB-10 - End Leg (2)
- AB-1001 - Straight Cushion (2)

List Price

Grades

	COM/COL	A	B	C	D	E	F	G	H	I	J	K	L
-PA Polished Alu.	4756	4858	4960	5062	5164	5266	5368	5470	5572	5674	5776	5878	5980
-PC Powder Coat	4969	5071	5173	5275	5377	5479	5581	5683	5785	5887	5989	6091	6193

Item	Description	Dimensions	inches			Yardage / Square Feet	Shipping Weight
			w	d	h		
AB-113	Three Seater Armless Backed Bench	Outside	77 ±	25 5/8	32	5 1/4 yds. / 94 1/2 sq. ft.	211 lbs.
		Inside	77 ±	19 1/4	13 1/4		
		Seat			18 3/4		



NOTE: This model consists of the following components:

- AB-23 - Three Seat Beam
- AB-10 - End Leg (2)
- AB-1001 - Straight Cushion (3)

List Price

Grades

	COM/COL	A	B	C	D	E	F	G	H	I	J	K	L
-PA Polished Alu.	6644	6797	6950	7103	7256	7409	7562	7715	7868	8021	8174	8327	8480
-PC Powder Coat	6858	7011	7164	7317	7470	7623	7776	7929	8082	8235	8388	8541	8694

Required to Specify

Fabrics or Leather : Ensure graded in material or COM/COL is approved for use on A-Bench by contacting Davis.

Metal Finish : Polished Aluminum or powder coat. See powder coat options on [page 6](#).

Options *(specify only if preferred)*

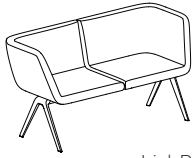
Glides: AB-Felt - \$100 upcharge - must specify at time of order

SEAT UNITS

A-BENCH Series

Example: item number **AB-122** + base suffix **-PC** = **AB-122-PC**

Item	Description	Dimensions	inches			Yardage / Square Feet	Shipping Weight
			w	d	h		
AB-122	Two Seater Arm Backed Bench	Outside	60 ±	25 5/8	32	4 yds. / 72 sq. ft.	163 lbs.
		Inside	48	19 1/4	13 1/4		
		Seat			18 3/4		



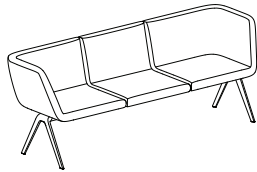
List Price
Grades
COM/COL

NOTE: This model consists of the following components:

- AB-22 - Two Seat Beam
- AB-10 - End Leg (2)
- AB-1002-L - Left Arm Cushion
- AB-1002-R - Right Arm Cushion

		A	B	C	D	E	F	G	H	I	J	K	L	
-PA	Polished Alu.	6388	6533	6678	6823	6968	7113	7258	7403	7548	7693	7838	7983	8128
-PC	Powder Coat	6600	6745	6890	7035	7180	7325	7470	7615	7760	7905	8050	8195	8340

Item	Description	Dimensions	inches			Yardage / Square Feet	Shipping Weight
			w	d	h		
AB-123	Three Seater Arm Backed Bench	Outside	86 ±	25 5/8	32	5 3/4 yds. / 103 1/2 sq. ft.	229 lbs.
		Inside	73 5/8	19 1/4	13 1/4		
		Seat			18 3/4		



List Price
Grades
COM/COL

NOTE: This model consists of the following components:

- AB-23 - Three Seat Beam
- AB-10 - End Leg (2)
- AB-1002-L - Left Arm Cushion
- AB-1001 - Straight Cushion
- AB-1002-R - Right Arm Cushion

		A	B	C	D	E	F	G	H	I	J	K	L	
-PA	Polished Alu.	8274	8471	8668	8865	9062	9259	9456	9653	9850	10047	10244	10441	10638
-PC	Powder Coat	8487	8684	8881	9078	9275	9472	9669	9866	10063	10260	10457	10654	10851

Required to Specify

Fabrics or Leather : Ensure graded in material or COM/COL is approved for use on A-Bench by contacting Davis.

Metal Finish : Polished Aluminum or powder coat. See powder coat options on [page 6](#).

Options *(specify only if preferred)*

Glides: AB-Felt - \$100upcharge - must specify at time of order

LEGS

A-BENCH Series

Example: item number **AB-10** + metal suffix **-PC** = **AB-10-PC**

Item	Description	Dimensions	w	inches d	h	Shipping Weight
AB-10	End Leg	Outside	2 1/4		14 1/4	7 lbs.



List Price

-PA Polished Aluminum	358
-PC Powder Coat	465

Item	Description	Dimensions	w	inches d	h	Shipping Weight
AB-11	Connector Leg	Outside			14 1/4	11 lbs.



List Price

-PA Polished Aluminum	428
-PC Powder Coat	530

Required to Specify

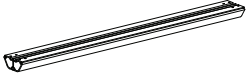
Metal Finish : Polished Aluminum or powder coat. See powder coat options on [page 6](#).

Options *(specify only if preferred)*

Glides: AB-Felt - \$100upcharge - *must specify at time of order*

Example: item number **AB-22** = **AB-22**

Item	Description	Dimensions	inches			Shipping Weight
			w	d	h	
AB-22	Two Seat Beam	Outside	46 ⁷ / ₁₆	4 ³ / ₄	2	11 lbs.

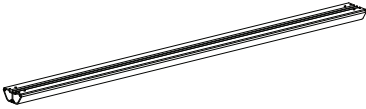


NOTE: Used for straight cushions. **Always** for **two** seat units.

List Price

669

Item	Description	Dimensions	inches			Shipping Weight
			w	d	h	
AB-23	Three Seat Beam	Outside	71 ¹⁵ / ₁₆	4 ³ / ₄	2	17 lbs.

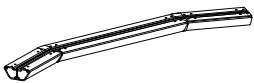


NOTE: Used for straight cushions. **Always** for **three** seat units.

List Price

871

Item	Description	Dimensions	inches			Shipping Weight
			w	d	h	
AB-25	45° Radius Beam	Outside	50	9 ¹ / ₄	2	11 lbs.



NOTE: Used for inner and outer curves. **Always** for **two** seat units.

Must have more than two cushions for curved units.

List Price

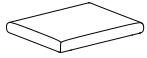
1005

STRAIGHT CUSHIONS

A-BENCH Series

Example: item number **AB-1000** = **AB-1000**

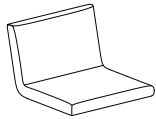
Item	Description	Dimensions	w	inches d	h	Yardage / Square Feet	Shipping Weight
AB-1000	Backless Seat Cushion	Outside	26 ±	21 1/4	4	1 yd. / 18 sq. ft.	51 lbs.



List Price
Grades
COM/COL

	A	B	C	D	E	F	G	H	I	J	K	L	
	860	889	918	947	976	1005	1034	1063	1092	1121	1150	1179	1208

Item	Description	Dimensions	w	inches d	h	Yardage / Square Feet	Shipping Weight
AB-1001	Straight Cushion	Outside Seat	26 ±	25 5/8	17 3/4	1 3/4 yds. / 31 1/2 sq. ft.	60 lbs.



List Price
Grades
COM/COL

	A	B	C	D	E	F	G	H	I	J	K	L	
	1685	1736	1787	1838	1889	1940	1991	2042	2093	2144	2195	2246	2297

Required to Specify

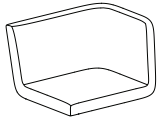
Fabrics or Leather : Ensure graded in material or COM/COL is approved for use on A-Bench by contacting Davis

STRAIGHT CUSHIONS

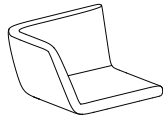
A-BENCH Series

Example: item number AB-1002-L = AB-1002-L

Item	Description	Dimensions	w	inches		Yardage / Square Feet	Shipping Weight
				d	h		
AB-1002-L AB-1002-R	Arm Cushion	Outside	30 [±]	25 ⁵ / ₈	17 ³ / ₄	2 yds. / 36 sq. ft.	69 lbs.



Left

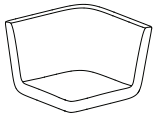


Right

List Price
Grades
COM/COL

COM/COL	A	B	C	D	E	F	G	H	I	J	K	L
2501	2574	2647	2720	2793	2866	2939	3012	3085	3158	3231	3304	3377

Item	Description	Dimensions	w	inches		Yardage / Square Feet	Shipping Weight
				d	h		
AB-1003	Corner Cushion	Outside	26 [±]	26 [±]	17 ³ / ₄	2 yds. / 36 sq. ft.	76 lbs.



NOTE: Corner beam is included with cushion. Two Connector legs must be specified.

List Price
Grades
COM/COL

COM/COL	A	B	C	D	E	F	G	H	I	J	K	L
3021	3094	3167	3240	3313	3386	3459	3532	3605	3678	3751	3824	3897

Required to Specify

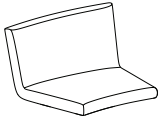
Fabrics or Leather : Ensure graded in material or COM/COL is approved for use on A-Bench by contacting Davis

CURVED CUSHIONS

A-BENCH Series

Example: item number AB-2000 = AB-2000

Item	Description	Dimensions	w	inches		Yardage / Square Feet	Shipping Weight
				d	h		
AB-2000	Inside Curve	Outside	32±	26 3/8	17 3/4	2 yds. / 36 sq. ft.	66 lbs.

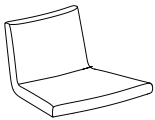


Must have more than two cushions for curved units.

List Price
Grades
COM/COL

A	B	C	D	E	F	G	H	I	J	K	L	
1804	1855	1906	1957	2008	2059	2110	2161	2212	2263	2314	2365	2416

Item	Description	Dimensions	w	inches		Yardage / Square Feet	Shipping Weight
				d	h		
AB-2001	Outside Curve	Outside Inside	30 1/2 ±	26 3/8	17 3/4	1 3/4 yds. / 31 1/2 sq. ft.	62 lbs.

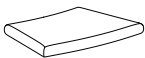


Must have more than two cushions for curved units.

List Price
Grades
COM/COL

A	B	C	D	E	F	G	H	I	J	K	L	
1742	1793	1844	1895	1946	1997	2048	2099	2150	2201	2252	2303	2354

Item	Description	Dimensions	w	inches		Yardage / Square Feet	Shipping Weight
				d	h		
AB-2002	Backless Curved Cushion	Outside	29 1/2 ±	22	4	1 1/4 yd. / 22 1/2 sq. ft.	50 lbs.



NOTE: Can be used as an Inside or Outside curve.

Must have more than two cushions for curved units.


List Price
Grades
COM/COL


A	B	C	D	E	F	G	H	I	J	K	L	
968	1019	1070	1121	1172	1223	1274	1325	1376	1427	1478	1529	1580


Required to Specify

Fabrics or Leather : Ensure graded in material or COM/COL is approved for use on A-Bench by contacting Davis

Example: item number **AB-3000** + surface suffix **-OA** = **AB-3000-OA**

Item	Description	Dimensions	inches			Shipping Weight	
			w	d	h		
AB-3000	Straight Finished Surface	Outside	25 ⁹ / ₁₆	20 ³ / ₄	¹³ / ₁₆	60 lbs.	
	List Price	-AA	-OA	-WW	-FX	-LAM	-AY
	Top	Ash	Oak	Walnut	Fenix	Laminate	Acrylic
	Selection	(Veneer)	(Veneer)	(Veneer)			(white only)
		718	718	741	687	608	1010

Item	Description	Dimensions	inches			Shipping Weight	
			w	d	h		
AB-3001	90° Corner Finished Surface	Outside	21 ¹ / ₈	21 ¹ / ₈	¹³ / ₁₆	58 lbs.	
							
		NOTE: Corner beam is included with Finished Surface. Two Connector legs must be specified.					
	List Price	-AA	-OA	-WW	-FX	-LAM	-AY
	Top	Ash	Oak	Walnut	Fenix	Laminate	Acrylic
	Selection	(Veneer)	(Veneer)	(Veneer)			(white only)
		668	668	696	651	579	843

Item	Description	Dimensions	inches			Shipping Weight	
			w	d	h		
AB-3002	Curved Finished Surface	Outside	30 ⁵ / ₈	21 ³ / ₄	¹³ / ₁₆	64 lbs.	
							
		NOTE: Can be used as an Inside or Outside curve.					
	List Price	-AA	-OA	-WW	-FX	-LAM	-AY
	Top	Ash	Oak	Walnut	Fenix	Laminate	Acrylic
	Selection	(Veneer)	(Veneer)	(Veneer)			(white only)
		808	808	836	780	681	1202

Required to Specify

Surface Finishes : See **pages 4 & 5** for surface finish options.