

DAVIS®

# Ginkgo Ply Lounge Price List

Designed by jehs+laub  
Effective January 1, 2026



## GINKGO Ply Lounge Series

Specifications .....	2
Images .....	3
Veneer Finishes .....	4
Powder Coat Finishes.....	5

### LOW BACK

GL-10 .....	6
GL-15 .....	6
GL-17 .....	6
GL-20 .....	7
GL-25 .....	7
GL-27 .....	7
GL-30 .....	8*
GL-35 .....	8*
GL-37 .....	8*
GL-40 .....	9*
GL-45 .....	9*
GL-47 .....	9*
GL-50 .....	10*
GL-55 .....	10*
GL-57 .....	10*

### HIGH BACK\*

GL-310 .....	11*
GL-315 .....	11*
GL-317 .....	11*
GL-410 .....	12*
GL-415 .....	12*
GL-417 .....	12*
GL-510 .....	13*
GL-515 .....	13*
GL-517 .....	13*

### FOOTREST

GL-520 .....	14*
--------------	-----



BIFMA Compliant,® the commercial furniture industry's registry of standards-conforming products.

\* Indicates versions excluded from the BIFMA Compliant program. Please contact DAVIS for more information.

For information concerning Condition of Sales, Warranty, Fabric, Finishes, etc., please download the *Conditions of Sales.pdf* on the Davis web site: [www.davisfurniture.com](http://www.davisfurniture.com)

## FEATURES

---

### Base

#### **LOW BACK BASE**

##### **Four-Prong Aluminum Base**

- *Fixed Base* - non-swivel aluminum frame
- *Swivel Base* - 360° swivel base
- *Memory Return Swivel Base* - 360° memory return swivel base

**Wire Base** - Welded steel frame

**Wood Base** - Bent plywood veneer frame

#### **HIGH BACK BASE**

##### **Four-Prong Aluminum Base**

- *Fixed Base* - non-swivel aluminum frame
  - *Swivel Base* - 360° swivel base
  - *Memory Return Swivel Base* - 360° memory return swivel base
- 

### Footrest

Fixed base standard with plastic glides.

---

### Glides

All chairs and footrest standard with plastic glides

Optional felt glide is available **GL-Felt** – no charge at the time of order

---

### Shells

Exposed veneer shell with interior upholstery

Fully upholstered shell

---

### Upholstery

- **All Same Material** – Chair is upholstered in all of the same fabric.

- **Contrasting Material** – Chair is upholstered in two different fabrics. Must specify desired fabrics for the inside and outside.

# GINKGO Ply Lounge Series

## LOW BACK



Four Prong Pedestal



Wire Base



Wood Base

## HIGH BACK



Four Prong Pedestal

## FOOTREST



Four Prong Pedestal

## Oak Veneer



10 Alabaster  
White Oak




11 Light Oak



12 Golden  
Oak



13 Harvest  
Oak



14 Slate Oak



15 Mineral  
Grey Oak



16 Dark Oak

## Walnut Veneer



20 Clear  
Walnut



21 Light Grey  
Walnut



22 Classic  
Walnut




23 Mocha  
Walnut




24 Midnight  
Walnut

## Painted Veneer




PTOA-Black



PTOA-White

## Powder Coats


### Neutral Powder Coats




### Pearl Powder Coats



### Fenix Powder Coats - *color matched to FENIX®*




### Color Trend Powder Coats




# GINKGO Ply Lounge Series

Example: item number GL-10 + wood suffix -OA = GL-10-OA

Item	Description	Dimensions	w	inches d	h	Yardage / Square Feet	Shipping Weight
<b>GL-10</b> 	<b>Low Back</b>	Outside	27 1/2	27 1/2	29 1/8	1 3/4 yds. / 31 1/2 sq. ft.	34 lbs.
	Wire Base	Inside	16 1/2	19 1/2	15		
	Exposed Veneer Shell	Arm			22 3/8		
	Interior Upholstery	Seat			16 1/4		


List Price  
Grades

Shell Finish	COM/COL	A	B	C	D	E	F	G	H	I	J	K	L	
-OA	Oak	2185	2236	2287	2338	2389	2440	2491	2542	2593	2644	2695	2746	2797
-WW	Walnut	2210	2261	2312	2363	2414	2465	2516	2567	2618	2669	2720	2771	2822
-PT	Paint	2212	2263	2314	2365	2416	2467	2518	2569	2620	2671	2722	2773	2824

Item	Description	Dimensions	w	inches d	h	Yardage / Square Feet	Shipping Weight
<b>GL-15</b> 	<b>Low Back</b>	Outside	27 1/2	27 1/2	29 1/8	3 yds. / 54 sq. ft.	34 lbs.
	Wire Base	Inside	16 1/2	19 1/2	15		
	Fully Upholstered	Arm			22 3/8		
	All Same Material	Seat			16 1/4		

List Price  
Grades

COM/COL	A	B	C	D	E	F	G	H	I	J	K	L	
	2285	2372	2459	2546	2633	2720	2807	2894	2981	3068	3155	3242	3329

Item	Description	Dimensions	w	inches d	h	Yardage / Square Feet	Shipping Weight
<b>GL-17</b> 	<b>Low Back</b>	Outside	27 1/2	27 1/2	29 1/8	1 3/4 yds. / 31 1/2 sq. ft. Inside of chair	34 lbs.
	Wire Base	Inside	16 1/2	19 1/2	15		
	Fully Upholstered	Arm			22 3/8	1 1/2 yds. / 27 sq. ft. Outside of chair	
	Contrasting Material	Seat			16 1/4		

List Price  
Grades

COM/COL	A	B	C	D	E	F	G	H	I	J	K	L	
	2318	2413	2508	2603	2698	2793	2888	2983	3078	3173	3268	3363	3458

## Required to Specify

**Fabrics or Leather :** Ensure graded in material or COM/COL is approved for use on Ginkgo Ply Lounge by contacting Davis.

**Metal Finish :** Chrome or powder coat. See powder coat options on [page 5](#).


**Veneer Finish :** See [page 4](#) for veneer finish options. *Only required to specify when ordering GL-10*

## Options *(specify only if preferred)*


**Glides: GL-Felt** Felt Glides - for hard surface floors. **No Upcharge** *(must specify when ordering)*

# GINKGO Ply Lounge Series


Example: item number **GL-20** + wood suffix **-OA** = **GL-20-OA**

Item	Description	Dimensions	w	inches d	h	Yardage / Square Feet	Shipping Weight
<b>GL-20</b> 	<b>Low Back</b>	Outside	27 1/2	27 1/2	29 1/8	1 3/4 yds. / 31 1/2 sq. ft.	34 lbs.
	Wood Base	Inside	16 1/2	19 1/2	15		
	Exposed Veneer Shell	Arm			22 3/8		
	Interior Upholstery	Seat			16 1/4		

Base & Shell Finish	Grades COM/COL	A	B	C	D	E	F	G	H	I	J	K	L	
-OA	Oak	2530	2581	2632	2683	2734	2785	2836	2887	2938	2989	3040	3091	3142
-WW	Walnut	2567	2618	2669	2720	2771	2822	2873	2924	2975	3026	3077	3128	3179
-PT	Paint	2612	2663	2714	2765	2816	2867	2918	2969	3020	3071	3122	3173	3224

Item	Description	Dimensions	w	inches d	h	Yardage / Square Feet	Shipping Weight
<b>GL-25</b> 	<b>Low Back</b>	Outside	27 1/2	27 1/2	29 1/8	3 yds. / 54 sq. ft.	34 lbs.
	Wood Base	Inside	16 1/2	19 1/2	15		
	Fully Upholstered	Arm			22 3/8		
	All Same Material	Seat			16 1/4		

Base Finish	Grades COM/COL	A	B	C	D	E	F	G	H	I	J	K	L	
-OA	Oak	2590	2677	2764	2851	2938	3025	3112	3199	3286	3373	3460	3547	3634
-WW	Walnut	2626	2713	2800	2887	2974	3061	3148	3235	3322	3409	3496	3583	3670
-PT	Paint	2640	2727	2814	2901	2988	3075	3162	3249	3336	3423	3510	3597	3684

Item	Description	Dimensions	w	inches d	h	Yardage / Square Feet	Shipping Weight
<b>GL-27</b> 	<b>Low Back</b>	Outside	27 1/2	27 1/2	29 1/8	1 3/4 yds. / 31 1/2 sq. ft. Inside of chair 1 1/2 yds. / 27 sq. ft. Outside of chair	34 lbs.
	Wood Base	Inside	16 1/2	19 1/2	15		
	Fully Upholstered	Arm			22 3/8		
	Contrasting Material	Seat			16 1/4		

Base Finish	Grades COM/COL	A	B	C	D	E	F	G	H	I	J	K	L	
-OA	Oak	2625	2720	2815	2910	3005	3100	3195	3290	3385	3480	3575	3670	3765
-WW	Walnut	2656	2751	2846	2941	3036	3131	3226	3321	3416	3511	3606	3701	3796
-PT	Paint	2675	2770	2865	2960	3055	3150	3245	3340	3435	3530	3625	3720	3815

## Required to Specify

**Fabrics or Leather** : Ensure graded in material or COM/COL is approved for use on Ginkgo Ply Lounge by contacting Davis.


**Veneer Finish** : See **page 4** for veneer finish options.

## Options (specify only if preferred)

**Glides: GL-Felt** Felt Glides - for hard surface floors. **No Upcharge** (must specify when ordering)


# GINKGO Ply Lounge Series

Example: item number GL-30 + wood suffix -OA = GL-30-OA

Item	Description	Dimensions	inches			Yardage / Square Feet	Shipping Weight
			w	d	h		
<b>GL-30</b> 	<b>Low Back</b>	Outside	27 1/2	27 1/2	29 1/8	1 3/4 yds. / 31 1/2 sq. ft.	40 lbs.
	Four Prong Pedestal Base	Inside	16 1/2	19 1/2	15		
	Fixed	Arm			22 3/8		
	Exposed Veneer Shell	Seat			16 1/4		
	Interior Upholstery						

Grades


Shell Finish	COM/COL	A	B	C	D	E	F	G	H	I	J	K	L	
-OA	Oak	2675	2726	2777	2828	2879	2930	2981	3032	3083	3134	3185	3236	3287
-WW	Walnut	2701	2752	2803	2854	2905	2956	3007	3058	3109	3160	3211	3262	3313
-PT	Paint	2703	2754	2805	2856	2907	2958	3009	3060	3111	3162	3213	3264	3315

Item	Description	Dimensions	inches			Yardage / Square Feet	Shipping Weight
			w	d	h		
<b>GL-35</b> 	<b>Low Back</b>	Outside	27 1/2	27 1/2	29 1/8	3 yds. / 54 sq. ft.	40 lbs.
	Four Prong Pedestal Base	Inside	16 1/2	19 1/2	15		
	Fixed	Arm			22 3/8		
	Fully Upholstered	Seat			16 1/4		
	All Same Material						

List Price

Grades

COM/COL	A	B	C	D	E	F	G	H	I	J	K	L
2776	2863	2950	3037	3124	3211	3298	3385	3472	3559	3646	3733	3820

Item	Description	Dimensions	inches			Yardage / Square Feet	Shipping Weight
			w	d	h		
<b>GL-37</b> 	<b>Low Back</b>	Outside	27 1/2	27 1/2	29 1/8	1 3/4 yds. / 31 1/2 sq. ft. Inside of chair 1 1/2 yds. / 27 sq. ft. Outside of chair	40 lbs.
	Four Prong Pedestal Base	Inside	16 1/2	19 1/2	15		
	Fixed	Arm			22 3/8		
	Fully Upholstered	Seat			16 1/4		
	Contrasting Material						

List Price

Grades

COM/COL	A	B	C	D	E	F	G	H	I	J	K	L
2808	2903	2998	3093	3188	3283	3378	3473	3568	3663	3758	3853	3948

## Required to Specify

**Fabrics or Leather :** Ensure graded in material or COM/COL is approved for use on Ginkgo Ply Lounge by contacting Davis.

**Metal Finish :** Polished Aluminum or powder coat. See powder coat options on [page 5](#).


**Veneer Finish :** See [page 4](#) for veneer finish options. *Only required to specify when ordering GL-30*

## Options *(specify only if preferred)*


**Glides: GL-Felt** Felt Glides - for hard surface floors. **No Upcharge** *(must specify when ordering)*

# GINKGO Ply Lounge Series


Example: item number GL-40 + wood suffix -OA = GL-40-OA

Item	Description	Dimensions	w	inches d	h	Yardage / Square Feet	Shipping Weight
<b>GL-40</b> 	<b>Low Back</b>	Outside	27 1/2	27 1/2	29 1/8	1 3/4 yds. / 31 1/2 sq. ft.	40 lbs.
	Four Prong Pedestal Base	Inside	16 1/2	19 1/2	15		
	Swivel	Arm			22 3/8		
	Exposed Veneer Shell	Seat			16 1/4		
	Interior Upholstery						

Shell Finish	Grades												
	COM/COL	A	B	C	D	E	F	G	H	I	J	K	L
-OA Oak	2788	2839	2890	2941	2992	3043	3094	3145	3196	3247	3298	3349	3400
-WW Walnut	2811	2862	2913	2964	3015	3066	3117	3168	3219	3270	3321	3372	3423
-PT Paint	2816	2867	2918	2969	3020	3071	3122	3173	3224	3275	3326	3377	3428

Item	Description	Dimensions	w	inches d	h	Yardage / Square Feet	Shipping Weight
<b>GL-45</b> 	<b>Low Back</b>	Outside	27 1/2	27 1/2	29 1/8	3 yds. / 54 sq. ft.	40 lbs.
	Four Prong Pedestal Base	Inside	16 1/2	19 1/2	15		
	Swivel	Arm			22 3/8		
	Fully Upholstered	Seat			16 1/4		
	All Same Material						

Grades													
COM/COL	A	B	C	D	E	F	G	H	I	J	K	L	
2887	2974	3061	3148	3235	3322	3409	3496	3583	3670	3757	3844	3931	

Item	Description	Dimensions	w	inches d	h	Yardage / Square Feet	Shipping Weight
<b>GL-47</b> 	<b>Low Back</b>	Outside	27 1/2	27 1/2	29 1/8	1 3/4 yds. / 31 1/2 sq. ft. Inside of chair 1 1/2 yds. / 27 sq. ft. Outside of chair	40 lbs.
	Four Prong Pedestal Base	Inside	16 1/2	19 1/2	15		
	Swivel	Arm			22 3/8		
	Fully Upholstered	Seat			16 1/4		
	Contrasting Material						

Grades													
COM/COL	A	B	C	D	E	F	G	H	I	J	K	L	
2921	3016	3111	3206	3301	3396	3491	3586	3681	3776	3871	3966	4061	

## Required to Specify

**Fabrics or Leather :** Ensure graded in material or COM/COL is approved for use on Ginkgo Ply Lounge by contacting Davis.

**Metal Finish :** Polished Aluminum or powder coat. See powder coat options on [page 5](#).


**Veneer Finish :** See [page 4](#) for veneer finish options. *Only required to specify when ordering GL-40*

## Options *(specify only if preferred)*

**Glides:** **GL-Felt** Felt Glides - for hard surface floors. **No Upcharge** *(must specify when ordering)*


# GINKGO Ply Lounge Series

Example: item number GL-50 + wood suffix -OA = GL-50-OA

Item	Description	Dimensions	w	inches d	h	Yardage / Square Feet	Shipping Weight
<b>GL-50</b> 	<b>Low Back</b>	Outside	27 1/2	27 1/2	29 1/8	1 3/4 yds. / 31 1/2 sq. ft.	40 lbs.
	Four Prong Pedestal Base	Inside	16 1/2	19 1/2	15		
	Memory Return Swivel	Arm			22 3/8		
	Exposed Veneer Shell	Seat			16 1/4		
	Interior Upholstery						


Grades

Shell Finish	COM/COL	A	B	C	D	E	F	G	H	I	J	K	L	
-OA	Oak	2937	2988	3039	3090	3141	3192	3243	3294	3345	3396	3447	3498	3549
-WW	Walnut	2961	3012	3063	3114	3165	3216	3267	3318	3369	3420	3471	3522	3573
-PT	Paint	2964	3015	3066	3117	3168	3219	3270	3321	3372	3423	3474	3525	3576

Item	Description	Dimensions	w	inches d	h	Yardage / Square Feet	Shipping Weight
<b>GL-55</b> 	<b>Low Back</b>	Outside	27 1/2	27 1/2	29 1/8	3 yds. / 54 sq. ft.	40 lbs.
	Four Prong Pedestal Base	Inside	16 1/2	19 1/2	15		
	Memory Return Swivel	Arm			22 3/8		
	Fully Upholstered	Seat			16 1/4		
	All Same Material						

Grades

COM/COL	A	B	C	D	E	F	G	H	I	J	K	L
3034	3121	3208	3295	3382	3469	3556	3643	3730	3817	3904	3991	4078

Item	Description	Dimensions	w	inches d	h	Yardage / Square Feet	Shipping Weight
<b>GL-57</b> 	<b>Low Back</b>	Outside	27 1/2	27 1/2	29 1/8	1 3/4 yds. / 31 1/2 sq. ft. Inside of chair	40 lbs.
	Four Prong Pedestal Base	Inside	16 1/2	19 1/2	15		
	Memory Return Swivel	Arm			22 3/8		
	Fully Upholstered	Seat			16 1/4		
	Contrasting Material						

Grades

COM/COL	A	B	C	D	E	F	G	H	I	J	K	L
3070	3165	3260	3355	3450	3545	3640	3735	3830	3925	4020	4115	4210

## Required to Specify

**Fabrics or Leather :** Ensure graded in material or COM/COL is approved for use on Ginkgo Ply Lounge by contacting Davis.

**Metal Finish :** Polished Aluminum or powder coat. See powder coat options on [page 5](#).


**Veneer Finish :** See [page 4](#) for veneer finish options. *Only required to specify when ordering GL-50*

## Options (specify only if preferred)

**Glides: GL-Felt** Felt Glides - for hard surface floors. **No Upcharge** (must specify when ordering)

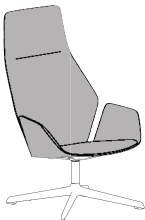
# GINKGO Ply Lounge Series

Example: item number GL-310 + wood suffix -OA = GL-310-OA

Item	Description	Dimensions	w	inches d	h	Yardage / Square Feet	Shipping Weight
<b>GL-310</b> 	<b>High Back</b>	Outside	28 3/4	30 5/8	44	1 3/4 yds. / 31 1/2 sq. ft.	47 lbs.
	Four Prong Pedestal Base	Inside	16 1/4	20 3/8	29 1/4		
	Fixed	Arm			21 7/8		
	Exposed Veneer Shell	Seat			16 3/8		
	Interior Upholstery						

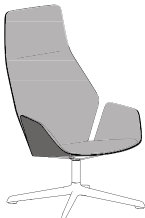
Grades

Shell Finish	COM/COL	A	B	C	D	E	F	G	H	I	J	K	L	
-OA	Oak	3447	3491	3535	3579	3623	3667	3711	3755	3799	3843	3887	3931	3975
-WW	Walnut	3470	3514	3558	3602	3646	3690	3734	3778	3822	3866	3910	3954	3998
-PT	Paint	3473	3517	3561	3605	3649	3693	3737	3781	3825	3869	3913	3957	4001

Item	Description	Dimensions	w	inches d	h	Yardage / Square Feet	Shipping Weight
<b>GL-315</b> 	<b>High Back</b>	Outside	28 3/4	30 5/8	44	3 yds. / 54 sq. ft.	47 lbs.
	Four Prong Pedestal Base	Inside	16 1/4	20 3/8	29 1/4		
	Fixed	Arm			21 7/8		
	Fully Upholstered	Seat			16 3/8		
	All Same Material						

List Price  
Grades

COM/COL	A	B	C	D	E	F	G	H	I	J	K	L	
	3398	3478	3558	3638	3718	3798	3878	3958	4038	4118	4198	4278	4358

Item	Description	Dimensions	w	inches d	h	Yardage / Square Feet	Shipping Weight
<b>GL-317</b> 	<b>High Back</b>	Outside	28 3/4	30 5/8	44	1 3/4 yds. / 31 1/2 sq. ft. Inside of chair 1 3/4 yds. / 31 1/2 sq. ft. Outside of chair	47 lbs.
	Four Prong Pedestal Base	Inside	16 1/4	20 3/8	29 1/4		
	Fixed	Arm			21 7/8		
	Fully Upholstered	Seat			16 3/8		
	Contrasting Material						

List Price  
Grades

COM/COL	A	B	C	D	E	F	G	H	I	J	K	L	
	3414	3501	3588	3675	3762	3849	3936	4023	4110	4197	4284	4371	4458

## Required to Specify

**Fabrics or Leather :** Ensure graded in material or COM/COL is approved for use on Ginkgo Ply Lounge by contacting Davis.

**Metal Finish :** Polished Aluminum or powder coat. See powder coat options on **page 5**.


**Veneer Finish :** See **page 4** for veneer finish options. *Only required to specify when ordering GL-310*

## Options (specify only if preferred)

**Glides: GL-Felt** Felt Glides - for hard surface floors. **No Upcharge** (must specify when ordering)


# GINKGO Ply Lounge Series

Example: item number **GL-410** + wood suffix **-OA** = **GL-410-OA**

Item	Description	Dimensions	w	inches		Yardage / Square Feet	Shipping Weight
				d	h		
<b>GL-410</b> 	<b>High Back</b>	Outside	28 3/4	30 5/8	44	1 3/4 yds. / 31 1/2 sq. ft.	47 lbs.
	Four Prong Pedestal Base	Inside	16 1/4	20 3/8	29 1/4		
	Swivel	Arm			21 7/8		
	Exposed Veneer Shell	Seat			16 3/8		
	Interior Upholstery						


Grades

Shell Finish	COM/COL	A	B	C	D	E	F	G	H	I	J	K	L
<b>-OA</b> Oak	<b>3398</b>	<b>3442</b>	<b>3486</b>	<b>3530</b>	<b>3574</b>	<b>3618</b>	<b>3662</b>	<b>3706</b>	<b>3750</b>	<b>3794</b>	<b>3838</b>	<b>3882</b>	<b>3926</b>
<b>-WW</b> Walnut	<b>3571</b>	<b>3615</b>	<b>3659</b>	<b>3703</b>	<b>3747</b>	<b>3791</b>	<b>3835</b>	<b>3879</b>	<b>3923</b>	<b>3967</b>	<b>4011</b>	<b>4055</b>	<b>4099</b>
<b>-PT</b> Paint	<b>3578</b>	<b>3622</b>	<b>3666</b>	<b>3710</b>	<b>3754</b>	<b>3798</b>	<b>3842</b>	<b>3886</b>	<b>3930</b>	<b>3974</b>	<b>4018</b>	<b>4062</b>	<b>4106</b>

Item	Description	Dimensions	w	inches		Yardage / Square Feet	Shipping Weight
				d	h		
<b>GL-415</b> 	<b>High Back</b>	Outside	28 3/4	30 5/8	44	3 yds. / 54 sq. ft.	47 lbs.
	Four Prong Pedestal Base	Inside	16 1/4	20 3/8	29 1/4		
	Swivel	Arm			21 7/8		
	Fully Upholstered	Seat			16 3/8		
	All Same Material						

Grades

COM/COL	A	B	C	D	E	F	G	H	I	J	K	L
<b>3499</b>	<b>3579</b>	<b>3659</b>	<b>3739</b>	<b>3819</b>	<b>3899</b>	<b>3979</b>	<b>4059</b>	<b>4139</b>	<b>4219</b>	<b>4299</b>	<b>4379</b>	<b>4459</b>

Item	Description	Dimensions	w	inches		Yardage / Square Feet	Shipping Weight
				d	h		
<b>GL-417</b> 	<b>High Back</b>	Outside	28 3/4	30 5/8	44	1 3/4 yds. / 31 1/2 sq. ft. Inside of chair	47 lbs.
	Four Prong Pedestal Base	Inside	16 1/4	20 3/8	29 1/4		
	Swivel	Arm			21 7/8		
	Fully Upholstered	Seat			16 3/8		
	Contrasting Material						

Grades

COM/COL	A	B	C	D	E	F	G	H	I	J	K	L
<b>3674</b>	<b>3761</b>	<b>3848</b>	<b>3935</b>	<b>4022</b>	<b>4109</b>	<b>4196</b>	<b>4283</b>	<b>4370</b>	<b>4457</b>	<b>4544</b>	<b>4631</b>	<b>4718</b>

## Required to Specify

**Fabrics or Leather :** Ensure graded in material or COM/COL is approved for use on Ginkgo Ply Lounge by contacting Davis.

**Metal Finish :** Polished Aluminum or powder coat. See powder coat options on **page 5**.


**Veneer Finish :** See **page 4** for veneer finish options. *Only required to specify when ordering GL-410*

## Options *(specify only if preferred)*

**Glides: GL-Felt** Felt Glides - for hard surface floors. **No Upcharge** *(must specify when ordering)*


# GINKGO Ply Lounge Series

Example: item number GL-510 + wood suffix -OA = GL-510-OA

Item	Description	Dimensions	w	inches d	h	Yardage / Square Feet	Shipping Weight
<b>GL-510</b> 	<b>High Back</b>	Outside	28 3/4	30 5/8	44	1 3/4 yds. / 31 1/2 sq. ft.	47 lbs.
	Four Prong Pedestal Base	Inside	16 1/4	20 3/8	29 1/4		
	Memory Return Swivel	Arm			21 7/8		
	Exposed Veneer Shell	Seat			16 3/8		
	Interior Upholstery						


Grades

Shell Finish	COM/COL	A	B	C	D	E	F	G	H	I	J	K	L	
-OA	Oak	3691	3735	3779	3823	3867	3911	3955	3999	4043	4087	4131	4175	4219
-WW	Walnut	3713	3757	3801	3845	3889	3933	3977	4021	4065	4109	4153	4197	4241
-PT	Paint	3715	3759	3803	3847	3891	3935	3979	4023	4067	4111	4155	4199	4243

Item	Description	Dimensions	w	inches d	h	Yardage / Square Feet	Shipping Weight
<b>GL-515</b> 	<b>High Back</b>	Outside	28 3/4	30 5/8	44	3 yds. / 54 sq. ft.	47 lbs.
	Four Prong Pedestal Base	Inside	16 1/4	20 3/8	29 1/4		
	Memory Return Swivel	Arm			21 7/8		
	Fully Upholstered	Seat			16 3/8		
	All Same Material						

Grades

COM/COL	A	B	C	D	E	F	G	H	I	J	K	L
3654	3734	3814	3894	3974	4054	4134	4214	4294	4374	4454	4534	4614

Item	Description	Dimensions	w	inches d	h	Yardage / Square Feet	Shipping Weight
<b>GL-517</b> 	<b>High Back</b>	Outside	28 3/4	30 5/8	44	1 3/4 yds. / 31 1/2 sq. ft. Inside of chair 1 3/4 yds. / 31 1/2 sq. ft. Outside of chair	47 lbs.
	Four Prong Pedestal Base	Inside	16 1/4	20 3/8	29 1/4		
	Memory Return Swivel	Arm			21 7/8		
	Fully Upholstered	Seat			16 3/8		
	Contrasting Material						

Grades

COM/COL	A	B	C	D	E	F	G	H	I	J	K	L
3821	3908	3995	4082	4169	4256	4343	4430	4517	4604	4691	4778	4865

## Required to Specify

**Fabrics or Leather :** Ensure graded in material or COM/COL is approved for use on Ginkgo Ply Lounge by contacting Davis.

**Metal Finish :** Polished Aluminum or powder coat. See powder coat options on [page 5](#).

**Veneer Finish :** See [page 4](#) for veneer finish options. *Only required to specify when ordering GL-510*

## Options (specify only if preferred)

**Glides: GL-Felt** Felt Glides - for hard surface floors. **No Upcharge** (must specify when ordering)

# GINKGO Ply Lounge Series

Example: item number **GL-520** + wood suffix **-OA** = **GL-520-OA**

Item	Description	Dimensions	w	inches		Yardage / Square Feet	Shipping Weight
				d	h		
<b>GL-520</b>	Footrest Veneer Shell	Outside	24	18 1/2	16 3/8	1 1/4 yds. / 22 1/2 sq. ft.	18 lbs.



Shell Finish	Grades COM/COL	A	B	C	D	E	F	G	H	I	J	K	L
		<b>-OA</b> Oak	<b>1751</b>	<b>1780</b>	<b>1809</b>	<b>1838</b>	<b>1867</b>	<b>1896</b>	<b>1925</b>	<b>1954</b>	<b>1983</b>	<b>2012</b>	<b>2041</b>
<b>-WW</b> Walnut	<b>1755</b>	<b>1784</b>	<b>1813</b>	<b>1842</b>	<b>1871</b>	<b>1900</b>	<b>1929</b>	<b>1958</b>	<b>1987</b>	<b>2016</b>	<b>2045</b>	<b>2074</b>	<b>2103</b>
<b>-PT</b> Paint	<b>1755</b>	<b>1784</b>	<b>1813</b>	<b>1842</b>	<b>1871</b>	<b>1900</b>	<b>1929</b>	<b>1958</b>	<b>1987</b>	<b>2016</b>	<b>2045</b>	<b>2074</b>	<b>2103</b>

## Required to Specify

**Fabrics or Leather :** Ensure graded in material or COM/COL is approved for use on Ginkgo Ply Lounge by contacting Davis.

**Metal Finish :** Polished Aluminum or powder coat. See powder coat options on **page 5**.

**Veneer Finish :** See **page 4** for veneer finish options.

## Options *(specify only if preferred)*

**Glides: GL-Felt** Felt Glides - for hard surface floors. **No Upcharge** *(must specify when ordering)*