

DAVIS®

# JP Lounge Price List

Designed by Jonathan Prestwich

Effective January 1, 2026



## JP Lounge Series

Specifications .....	2
Images .....	3
Veneer Finishes .....	4
FENIX® / Standard Laminates .....	5
Powder Coat Finishes .....	6
Ordering Examples .....	7

### SEAT UNITS

JP-102 .....	8
JP-103 .....	8
JP-122 .....	9
JP-123 .....	9
JP-132 .....	10
JP-133 .....	10
JP-202 .....	11
JP-223 .....	11
JP-224 .....	11

### LEGS

JP-10 .....	12
JP-11 .....	12
JP-30 .....	13

### STRAIGHT CUSHIONS

JP-1000 .....	14
JP-1001 .....	14
JP-1002 .....	14

### ARM CUSHIONS

JP-1003 .....	15
JP-1004 .....	15
JP-1005 .....	15

### 120° CUSHIONS

JP-2000 .....	16
JP-2001 .....	16
JP-2002 .....	16
JP-2003 .....	16
JP-2501 .....	17
JP-2502 .....	17
JP-2503 .....	17

### SCREENS

JP-3001 .....	18
JP-3002 .....	18
JP-3003 .....	18
JP-3120 .....	19

### TABLES / TABLETS\*

JP-4000 .....	20*
JP-4001 .....	20*
JP-4002 .....	21*
Q6-301 .....	22*
Q6-302 .....	22*
Q6-303 .....	23*
Q6-304 .....	23*
Q6-305 .....	24*
Q6-306 .....	24*
Q6-307 .....	24*
Q6-308 .....	25
Q6-309 .....	25
Q6-400 .....	26*
Q6-401 .....	26*
Q6-405 .....	27*
JP-4004 .....	28*
JP-4005 .....	28*

### POWER

JP-4006 .....	29
JP-4007 .....	29
JP-3825 .....	29
JP-3830 .....	29



BIFMA Compliant,® the commercial furniture industry's registry of standards-conforming products.

\* Indicates versions excluded from the BIFMA Compliant program. Please contact DAVIS for more information.

## FEATURES

---

### Legs

All legs are powder coated steel with aluminum castings

---

### Frame

Powder coated aluminum

---

### Glides

Bases come standard with adjustable black plastic glides

Optional felt adjustable glide are available - **JP-Felt** - no upcharge if specified at time of order

---

### Seat Units

Multi-density foam over a plywood frame construction with woven webbing to create suspension

---

### Privacy Screens

Constructed with a round tubular steel frame with inner foam core inserts.

Screens are attached to seat base units using supplied steel brackets. Please note brackets cannot be removed from seat base units.

**Only solid fabrics may be used on screens.**

*If a ganging screen is ordered units that are ganged can not be reconfigured because of brackets.*

---

### Tablet Arms

Seating elements are notched to accept tablet support post which is welded to frame. Cannot be installed in the field.

**Pivoting & Articulating Tablet** – Offered in veneer, Fenix and standard solid color laminates, or white acrylic

**Fixed Wireless Charging Tablet** – Offered in veneer, Fenix and standard solid color laminates, or white acrylic. Must specify charging platform which come in all black. See page 3 for examples.

---

### Power

Two power or one power, two charging USB units are available.

Power units come in black or white and are designed for under frame placement.

Power units are adjustable on frame. Contact factory to discuss initial placement

A "J" tray is mounted on the back rails and is used for horizontal wire management.

The Interlink iQ system is available for linking power units together. Contact factory for additional information.

---

### Upholstery

Davis Fabric and Leather Program COM/COL

If you are supplying the COM/COL, submit a sample before ordering for approval.

All graded in and COM/COL must be approved for use on JP Lounge by the Davis factory.

---



JP-100



JP-101



JP-121



JP-131



Three Seater without Screens



Three Seater with Screens

## TABLETS



Rotating Tablet




Wireless Charging Tablet

## Ash Veneer




30 Vanilla Ash



31 Natural Ash




32 Sand Ash



33 Toasted Ash


## Oak Veneer




10 Alabaster  
White Oak




11 Light Oak




12 Golden  
Oak



13 Harvest  
Oak



14 Slate Oak



15 Mineral Grey  
Oak



16 Dark Oak


## Walnut Veneer




20 Clear  
Walnut




21 Light Grey  
Walnut



22 Classic  
Walnut




23 Mocha  
Walnut



24 Midnight  
Walnut

---

## Acrylic



White

## FENIX® Innovative Materials



Bianco Kos    Grigio Efeso    Grigio Antrim    Grigio Bromo    Beige Arizona    Grigio Londra    Cacao Orinoco    Rosso Jaipur



Blu Shaba    Blu Fes    Verde Kitami    Verde Comodoro    Nero Ingo

*All Fenix have ABS Edgebands to match top.*

## Standard Laminates

### Solids



Brite White\* 459-58    Classic White\* 9244-58    Folkstone\* 927-58    Mouse\* 928-58    Storm\* 912-58    Platinum\* 902-58    Citadel\* 1097-58    Black\* 909-58

### Woodgrains



White Ash++ 8841-26    Buff Elm++ 5793-26    Ashwood Beige++ 5785-26    Silver Riftwood++ 6413-26    Natural Ash\* 8843-26    Finnish Oak\* 118-26    Formal Walnut\* 5782-26    Nut Brown Cherry\* 5790-26



Graphite Elm++ 5796-26


*All Laminates with \* have ABS Edgebands to match top.*

*All Laminates with ++ are Self Edge to match top.*


**NOTE: Woodgrain laminates are not available on JP-4000, JP-4001, JP-4002, JP-4004 or JP-4005**

## Powder Coats


### Neutral Powder Coats




### Pearl Powder Coats



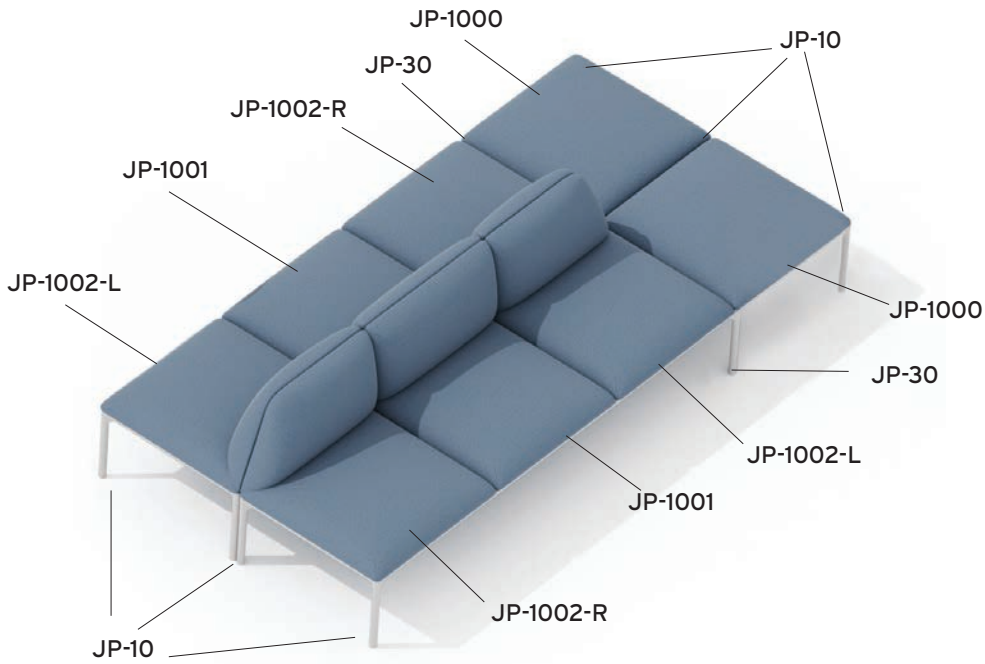
### Fenix Powder Coats - *color matched to FENIX®*



### Color Trend Powder Coats



# JP Lounge Series

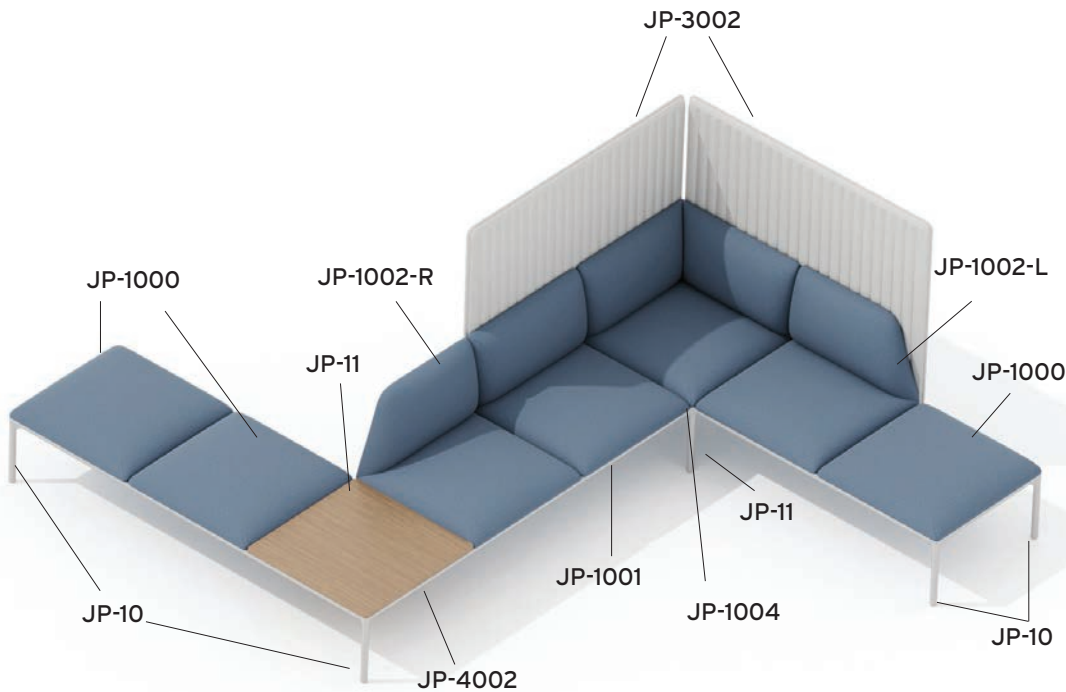


**Legs**

- (8) **JP-10** - 90° Outside Legs
- (4) **JP-30** - Connector Legs

**Cushions**

- (2) **JP-1002-R** - Soft End - Right
- (2) **JP-1002-L** - Soft End - Left
- (2) **JP-1001** - Straight
- (2) **JP-1000** - Backless



**Legs**

- (6) **JP-10** - 90° Outside Legs
- (2) **JP-11** - 90° Inside Legs

**Cushions**

- (3) **JP-1000** - Backless
- (1) **JP-1002-R** - Soft End - Right
- (2) **JP-1001** - Straight
- (1) **JP-1004** - Corner
- (1) **JP-1002-L** - Soft End - Left

**Table**

- (1) **JP-4002** - Finished Surface

**Screens**

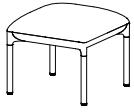
- (2) **JP-3002** - Two Unit Screen

SEAT UNITS

# JP Lounge Series

Example: item number JP-100 = JP-100

Item	Description	Dimensions	w	inches		h	Yardage / Square Feet	Shipping Weight
				d				
JP-100	Stool	Outside	19 1/2	19 1/2		18	1 3/4 yds. / 31 1/2 sq. ft.	lbs.



List Price  
Grades  
COM/COL

	A	B	C	D	E	F	G	H	I	J	K	L	
	2448	2499	2550	2601	2652	2703	2754	2805	2856	2907	2958	3009	3060

Item	Description	Dimensions	w	inches		h	Yardage / Square Feet	Shipping Weight
				d				
JP-101	Single Seat Backless Unit	Outside	28	28		18	2 yds. / 36 sq. ft.	lbs.



List Price  
Grades  
COM/COL

	A	B	C	D	E	F	G	H	I	J	K	L	
	2775	2833	2891	2949	3007	3065	3123	3181	3239	3297	3355	3413	3471

## Required to Specify

**Fabrics or Leather :** Ensure graded in material or COM/COL is approved for use on JP Lounge by contacting Davis.

**Metal Finishes :** See **page 6** for all standard powder coats

## Options *(specify only if preferred)*

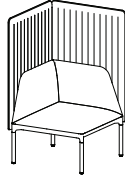
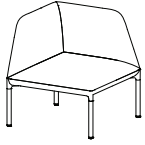
**Glides:** JP-Felt - no upcharge - must at time of order

SEAT UNITS

# JP Lounge Series

Example: item number JP-121 = JP-121

Item	Description	Dimensions	w	inches			Yardage / Square Feet	Shipping Weight
				d	h			
JP-121	Single Seat Corner with Ends	Outside Seat	28	28	30		3 yds. / 54 sq. ft.	lbs.
					18		5 1/2 yds. / 99 sq. ft. Screen	lbs. Screen



JP-Screen-121

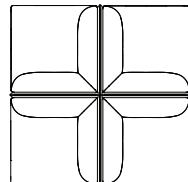
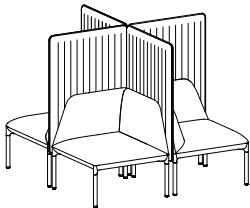
List Price  
Grades  
COM/COL

	A	B	C	D	E	F	G	H	I	J	K	L	
	4373	4460	4547	4634	4721	4808	4895	4982	5069	5156	5243	5330	5417

OPTION	COM/COL	A	B	C	D	E	F	G	H	I	J	K	L
JP-Screen-121	2304	2450	2596	2742	2888	3034	3180	3326	3472	3618	3764	3910	4056

Upholstered Screen for One Sided Connection - **Screens Only** (two screens are included)

Item	Description	Dimensions	w	inches			Yardage / Square Feet	Shipping Weight
				d	h			
JP-125	Four Seating Units with Screens	Outside Seat	58	58	54		13 yds. / 234 sq. ft.	lbs.
					18		10 yds. / 180 sq. ft. Screen	lbs. Screen



List Price  
Grades  
COM/COL

	A	B	C	D	E	F	G	H	I	J	K	L	
	21999	22639	23279	23919	24559	25199	25839	26479	27119	27759	28399	29039	29679

## Required to Specify

**Fabrics or Leather :** Ensure graded in material or COM/COL is approved for use on JP Lounge by contacting Davis.

**Metal Finishes :** See **page 6** for all standard powder coats

## Options *(specify only if preferred)*

**Glides:** JP-Felt - no upcharge - must at time of order

SEAT UNITS

# JP Lounge Series

Example: item number JP-131 = JP-131

Item	Description	Dimensions	inches			Yardage / Square Feet	Shipping Weight							
			w	d	h									
JP-131	Single Seat Arm	Outside	32 1/2	28	30	3 3/4 yds. / 67 1/2 sq. ft.	lbs.							
		Inside Seat	19	22	11 1/2 18		7 1/4 yds. / 130 1/2 sq. ft. Screen	lbs. Screen						
	List Price													
	Grades													
	COM/COL	A	B	C	D	E	F	G	H	I	J	K	L	
		4711	4820	4929	5038	5147	5256	5365	5474	5583	5692	5801	5910	6019
<b>OPTION</b>	<b>COM/COL</b>	<b>A</b>	<b>B</b>	<b>C</b>	<b>D</b>	<b>E</b>	<b>F</b>	<b>G</b>	<b>H</b>	<b>I</b>	<b>J</b>	<b>K</b>	<b>L</b>	
JP-Screen-131	3805	4024	4243	4462	4681	4900	5119	5338	5557	5776	5995	6214	6433	

Upholstered Screen for One Sided Connection - **Screens Only** (three screens are included)

## Required to Specify

**Fabrics or Leather :** Ensure graded in material or COM/COL is approved for use on JP Lounge by contacting Davis.

**Metal Finishes :** See **page 6** for all standard powder coats

## Options *(specify only if preferred)*

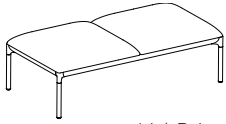
**Glides:** JP-Felt - no upcharge - must at time of order

SEAT UNITS

# JP Lounge Series

Example: item number JP-102 = JP-102

Item	Description	Dimensions	inches			Yardage / Square Feet	Shipping Weight
			w	d	h		
JP-102	Two Seater Backless Unit	Outside	55 1/4	27 3/4	18	2 1/2 yds. / 45 sq. ft.	136 lbs.

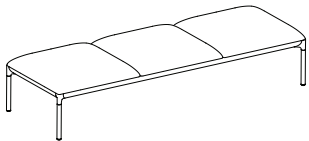


List Price  
Grades  
COM/COL

**NOTE: This model consists of the following components:**  
JP-10 - 90° Outside Legs (4)  
JP-1000 - Backless Cushion (2)

	A	B	C	D	E	F	G	H	I	J	K	L
4491	4579	4667	4755	4843	4931	5019	5107	5195	5283	5371	5459	5547

Item	Description	Dimensions	inches			Yardage / Square Feet	Shipping Weight
			w	d	h		
JP-103	Three Seater Backless Unit	Outside	82 1/2	27 3/4	18	3 1/4 yds. / 58 1/2 sq. ft.	204 lbs.



List Price  
Grades  
COM/COL

**NOTE: This model consists of the following components:**  
JP-10 - 90° Outside Legs (4)  
JP-1000 - Backless Cushion (3)

	A	B	C	D	E	F	G	H	I	J	K	L
6183	6315	6447	6579	6711	6843	6975	7107	7239	7371	7503	7635	7767

## Required to Specify

**Fabrics or Leather :** Ensure graded in material or COM/COL is approved for use on JP Lounge by contacting Davis.

**Metal Finishes :** See **page 6** for all standard powder coats

## Options *(specify only if preferred)*

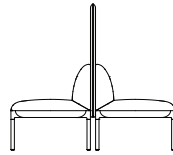
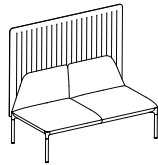
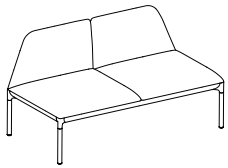
**Glides:** JP-Felt - no upcharge - must at time of order

SEAT UNITS

# JP Lounge Series

Example: item number JP-122 = JP-122

Item	Description	Dimensions	inches			Yardage / Square Feet	Shipping Weight
			w	d	h		
JP-122	Two Seater Armless Backed Unit	Outside	55 1/4	28	30	4 1/2 yds. / 81 sq. ft. Unit	166 lbs. Unit
		Inside	56	22	11 1/2	4 yds. / 72 sq. ft. Screen	33 lbs. Screen
		Seat			18		



List Price  
Grades  
COM/COL

JP-3002

JP-3002-G

**NOTE: This model consists of the following components:**

JP-10 - 90° Outside Legs (4)

JP-1002-R - Soft End - Right

JP-1002-L - Soft End - Left

Overall height with screens is 49 3/4"

	A	B	C	D	E	F	G	H	I	J	K	L
6291	6407	6523	6639	6755	6871	6987	7103	7219	7335	7451	7567	7683

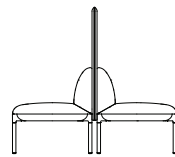
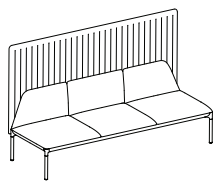
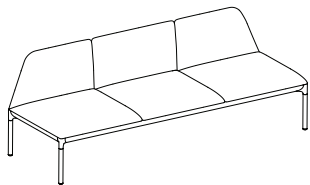
OPTION	COM/COL	A	B	C	D	E	F	G	H	I	J	K	L
JP-3002	1839	1984	2129	2274	2419	2564	2709	2854	2999	3144	3289	3434	3579

Upholstered Screen for One Sided Connection - **Screen Only**

JP-3002-G

Upholstered Screen for Back to Back Connection - **Screen Only**

Item	Description	Dimensions	inches			Yardage / Square Feet	Shipping Weight
			w	d	h		
JP-123	Three Seater Armless Backed Unit Seat	Outside	82 1/2	28	30	6 1/2 yds. / 117 sq. ft. Unit	250 lbs. Unit
		Inside	84	22	11 1/2	5 1/2 yds. / 99 sq. ft. Screen	49 lbs. Screen
		Seat			18		



List Price  
Grades  
COM/COL

JP-3003

JP-3003-G

**NOTE: This model consists of the following components:**

JP-10 - 90° Outside Legs (4)

JP-1002-R - Soft End - Right

JP-1001 - Straight Cushion

JP-1002-L - Soft End - Left

Overall height with screens is 49 3/4"

	A	B	C	D	E	F	G	H	I	J	K	L
8755	8937	9119	9301	9483	9665	9847	10029	10211	10393	10575	10757	10939

OPTION	COM/COL	A	B	C	D	E	F	G	H	I	J	K	L
JP-3003	2296	2441	2586	2731	2876	3021	3166	3311	3456	3601	3746	3891	4036

Upholstered Screen for One Sided Connection - **Screen Only**

JP-3003-G

Upholstered Screen for Back to Back Connection - **Screen Only**

## Required to Specify

**Fabrics or Leather :** Ensure graded in material or COM/COL is approved for use on JP Lounge by contacting Davis.

**Metal Finishes :** See **page 6** for all standard powder coats

## Options *(specify only if preferred)*

**Glides:** JP-Felt - no upcharge - must at time of order

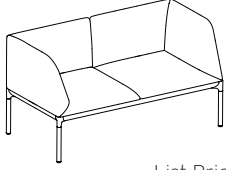
SEAT UNITS

# JP Lounge Series

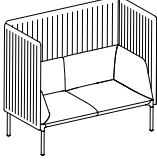
Example: item number JP-132 = JP-132

Item	Description	Dimensions	w	inches			Yardage / Square Feet	Shipping Weight
				d	h			
JP-132	Two Seater Arm Backed Bench	Outside	56	28	30	6 yds. / 108 sq. ft. Unit	194 lbs. Unit	
		Inside Seat	44	22	11 1/2 18			8 1/2 yds. / 153 sq. ft. Screens



List Price  
Grades  
COM/COL



JP-Screen-132

**NOTE: This model consists of the following components:**  
 JP-10 - 90° Outside Legs (4)  
 JP-1003-R - Arm - Right  
 JP-1003-L - Arm - Left

Overall height with screens is 49 3/4"

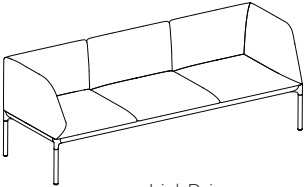
	A	B	C	D	E	F	G	H	I	J	K	L
6885	7045	7205	7365	7525	7685	7845	8005	8165	8325	8485	8645	8805

OPTION	COM/COL	A	B	C	D	E	F	G	H	I	J	K	L
JP-Screen-132	4145	4436	4727	5018	5309	5600	5891	6182	6473	6764	7055	7346	7637

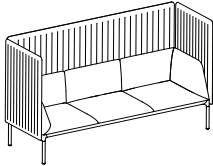
Upholstered Screen for One Sided Connection - **Screens Only** (three screens are included)

Item	Description	Dimensions	w	inches			Yardage / Square Feet	Shipping Weight
				d	h			
JP-133	Three Seater Arm Backed Bench	Outside	83 3/4	28	30	8 1/2 yds. / 153 sq. ft. Unit	278 lbs. Unit	
		Inside Seat	72	22	11 1/2 18			10 yds. / 180 sq. ft. Screen



List Price  
Grades  
COM/COL



JP-Screen-133

**NOTE: This model consists of the following components:**  
 JP-10 - 90° Outside Legs (4)  
 JP-1003-R - Arm - Right  
 JP-1001 - Straight Cushion  
 JP-1003-L - Arm - Left

Overall height with screens is 49 3/4"

	A	B	C	D	E	F	G	H	I	J	K	L
9349	9575	9801	10027	10253	10479	10705	10931	11157	11383	11609	11835	12061

OPTION	COM/COL	A	B	C	D	E	F	G	H	I	J	K	L
JP-Screen-133	4603	4894	5185	5476	5767	6058	6349	6640	6931	7222	7513	7804	8095

Upholstered Screen for One Sided Connection - **Screens Only** (three screens are included)

## Required to Specify

**Fabrics or Leather :** Ensure graded in material or COM/COL is approved for use on JP Lounge by contacting Davis.

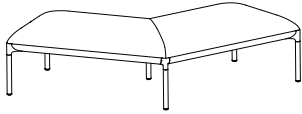
**Metal Finishes :** See [page 6](#) for all standard powder coats

## Options (specify only if preferred)

**Glide:** JP-Felt - no upcharge - must at time of order

Example: item number JP-202 = JP-202

Item	Description	Dimensions	w	inches			Yardage / Square Feet	Shipping Weight
				d	h			
JP-202	120° Backless Unit	Outside	75 1/4	45 3/4	18	3 1/2 yds. / 63 sq. ft.	236 lbs.	



List Price  
Grades

COM/COL	A	B	C	D	E	F	G	H	I	J	K	L
6364	6444	6524	6604	6684	6764	6844	6924	7004	7084	7164	7244	7324

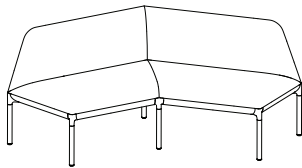
**NOTE: This model consists of the following components:**

JP-10 - 90° Outside Legs (4)

JP-2000 - 120° Backless Bench

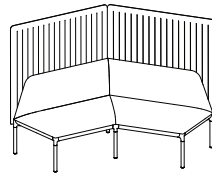
Center legs included with cushion

Item	Description	Dimensions	w	inches			Yardage / Square Feet	Shipping Weight
				d	h			
JP-223	120° Inside Seater Armless Unit	Outside	75 1/4	45 3/4	30	4 3/4 yds. / 85 1/2 sq. ft. Unit	251 lbs. Unit	
		Inside	76 1/2	22	11 1/2			
		Seat			18	5 1/2 yds. / 99 sq. ft. Screens	52 lbs. Screens	



List Price  
Grades

COM/COL	A	B	C	D	E	F	G	H	I	J	K	L
6818	6934	7050	7166	7282	7398	7514	7630	7746	7862	7978	8094	8210



JP-Screen-223

**NOTE: This model consists of the following components:**

JP-10 - 90° Outside Legs (4)

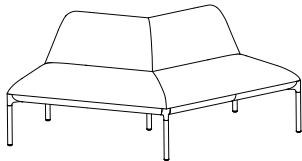
JP-2001 - 120° Inside Cushion

Overall height with screens is 49 3/4"

OPTION	COM/COL	A	B	C	D	E	F	G	H	I	J	K	L
JP-Screen-223	3019	3193	3367	3541	3715	3889	4063	4237	4411	4585	4759	4933	5107

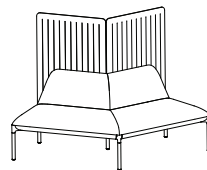
Upholstered Screen for One Sided Connection - **Screen Only** (two screens are included)

Item	Description	Dimensions	w	inches			Yardage / Square Feet	Shipping Weight
				d	h			
JP-224	120° Outside Seater Armless Unit	Outside	75 1/4	45 3/4	30	4 3/4 yds. / 85 1/2 sq. ft. Unit	251 lbs. Unit	
		Inside	76 1/2	22	11 1/2			
		Seat			18	4 1/2 yds. / 72 sq. ft. Screens	32 lbs. Screens	



List Price  
Grades

COM/COL	A	B	C	D	E	F	G	H	I	J	K	L
6836	6952	7068	7184	7300	7416	7532	7648	7764	7880	7996	8112	8228



JP-Screen-224

**NOTE: This model consists of the following components:**

JP-10 - 90° Outside Legs (4)

JP-2002 - 120° Outside Cushion

Overall height with screens is 49 3/4"

OPTION	COM/COL	A	B	C	D	E	F	G	H	I	J	K	L
JP-Screen-224	2307	2453	2599	2745	2891	3037	3183	3329	3475	3621	3767	3913	4059

Upholstered Screen for One Sided Connection - **Screen Only** (two screens are included)

## Required to Specify

**Fabrics or Leather :** Ensure graded in material or COM/COL is approved for use on JP Lounge by contacting Davis.

**Metal Finishes :** See **page 6** for all standard powder coats

## Options (specify only if preferred)

**Glides:** JP-Felt - no upcharge - must at time of order

Example: item number JP-10 = JP-10

Item	Description	Dimensions	inches		
			w	d	h
JP-10	90° Outside Leg	Outside			13 3/4



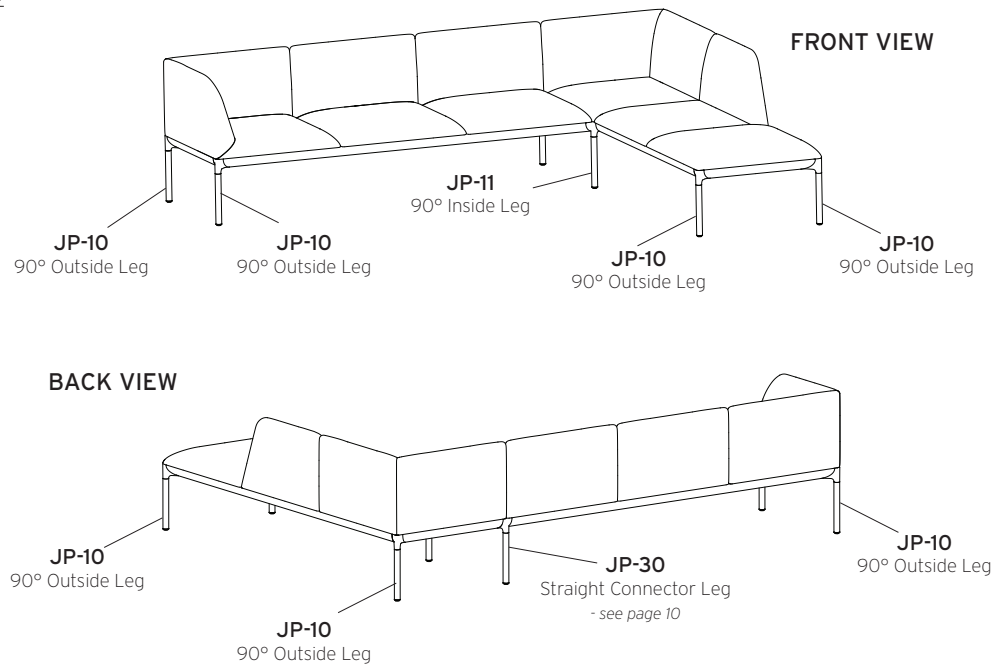
List Price  
**277**

Item	Description	Dimensions	inches		
			w	d	h
JP-11	90° Inside Leg	Outside			13 3/4



List Price  
**277**

## Leg Placement Example



## Required to Specify

**Metal Finishes :** See [page 6](#) for all standard powder coats

## Options (specify only if preferred)

**Glides:** JP-Felt - no upcharge - must at time of order

Example: item number JP-30 = JP-30

Item	Description	Dimensions	inches		
			w	d	h
JP-30	Straight Connector Leg	Outside			13 <sup>3</sup> / <sub>4</sub>
		List Price			
		<b>277</b>			



## Required to Specify

**Metal Finishes :** See **page 6** for all standard powder coats

## Options *(specify only if preferred)*

**Glides:** JP-Felt - **no upcharge** - *must at time of order*

Example: item number JP-1000 = JP-1000

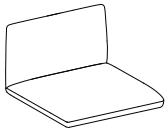
Item	Description	Dimensions	w	inches			Yardage / Square Feet	Shipping Weight
				d	h			
JP-1000	Backless Bench	Outside	27 3/4	27 3/4	4 1/4	2 yd. / 36 sq. ft.	68 lbs.	



List Price  
Grades  
COM/COL

	A	B	C	D	E	F	G	H	I	J	K	L	
	1693	1737	1781	1825	1869	1913	1957	2001	2045	2089	2133	2177	2221


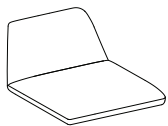
Item	Description	Dimensions	w	inches			Yardage / Square Feet	Shipping Weight
				d	h			
JP-1001	Straight Cushion Connector	Outside	27 3/4	28	16 1/4	2 1/2 yds. / 45 sq. ft.	84 lbs.	



List Price  
Grades  
COM/COL

	A	B	C	D	E	F	G	H	I	J	K	L	
	2461	2527	2593	2659	2725	2791	2857	2923	2989	3055	3121	3187	3253

Item	Description	Dimensions	w	inches			Yardage / Square Feet	Shipping Weight
				d	h			
JP-1002-L JP-1002-R	Soft End End Unit	Outside	27 3/4	28	16 1/4	2 1/4 yds. / 40 1/2 sq. ft.	83 lbs.	



Left

Right

List Price  
Grades  
COM/COL

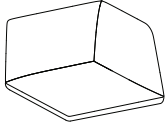
	A	B	C	D	E	F	G	H	I	J	K	L	
	2595	2653	2711	2769	2827	2885	2943	3001	3059	3117	3175	3233	3291

## Required to Specify

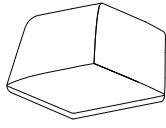
**Fabrics or Leather** : Ensure graded in material or COM/COL is approved for use on JP Lounge by contacting Davis

Example: item number JP-1003-L = JP-1003-L

Item	Description	Dimensions	w	inches		Yardage / Square Feet	Shipping Weight
				d	h		
JP-1003-L JP-1003-R	Arm End Unit	Outside	28	28	16 1/4	3 yds. / 54 sq. ft.	97 lbs.



Left

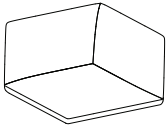


Right

List Price  
Grades  
COM/COL

2890	2970	3050	3130	3210	3290	3370	3450	3530	3610	3690	3770	3850
------	------	------	------	------	------	------	------	------	------	------	------	------

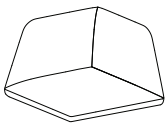
Item	Description	Dimensions	w	inches		Yardage / Square Feet	Shipping Weight
				d	h		
JP-1004	Corner Connector	Outside	28	28	16 1/4	3 1/2 yds. / 63 sq. ft.	98 lbs.



List Price  
Grades  
COM/COL

2864	2951	3038	3125	3212	3299	3386	3473	3560	3647	3734	3821	3908
------	------	------	------	------	------	------	------	------	------	------	------	------

Item	Description	Dimensions	w	inches		Yardage / Square Feet	Shipping Weight
				d	h		
JP-1005	Corner with Ends	Outside	28	28	16 1/4	3 yds. / 54 sq. ft.	97 lbs.



List Price  
Grades  
COM/COL

3251	3324	3397	3470	3543	3616	3689	3762	3835	3908	3981	4054	4127
------	------	------	------	------	------	------	------	------	------	------	------	------

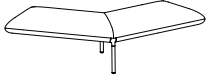
## Required to Specify

**Fabrics or Leather** : Ensure graded in material or COM/COL is approved for use on JP Lounge by contacting Davis

# JP Lounge Series

Example: item number JP-2000 = JP-2000

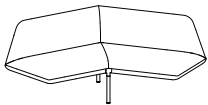
Item	Description	Dimensions	w	inches d	h	Yardage / Square Feet	Shipping Weight
JP-2000	120° Backless Bench Connector Unit	Outside	75 1/4	45 3/4	18	3 yds. / 54 sq. ft.	236 lbs.



List Price  
Grades  
COM/COL

COM/COL	A	B	C	D	E	F	G	H	I	J	K	L
4706	4786	4866	4946	5026	5106	5186	5266	5346	5426	5506	5586	5666

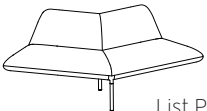
Item	Description	Dimensions	w	inches d	h	Yardage / Square Feet	Shipping Weight
JP-2001	120° Inside End Unit	Outside	75 1/4	45 3/4	30	4 3/4 yds. / 85 1/2 sq. ft.	266 lbs.



List Price  
Grades  
COM/COL

COM/COL	A	B	C	D	E	F	G	H	I	J	K	L
5714	5830	5946	6062	6178	6294	6410	6526	6642	6758	6874	6990	7106

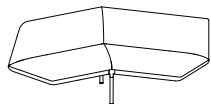
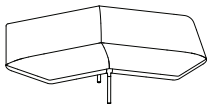
Item	Description	Dimensions	w	inches d	h	Yardage / Square Feet	Shipping Weight
JP-2002	120° Outside End Unit	Outside	75 1/4	45 3/4	30	4 3/4 yds. / 85 1/2 sq. ft.	268 lbs.



List Price  
Grades  
COM/COL

COM/COL	A	B	C	D	E	F	G	H	I	J	K	L
5729	5845	5961	6077	6193	6309	6425	6541	6657	6773	6889	7005	7121

Item	Description	Dimensions	w	inches d	h	Yardage / Square Feet	Shipping Weight
JP-2003-L JP-2003-R	120° Inside Connector and End Unit	Outside	75 1/4	45 3/4	30	4 3/4 yds. / 85 1/2 sq. ft.	267 lbs.



Left

Right

List Price  
Grades  
COM/COL

COM/COL	A	B	C	D	E	F	G	H	I	J	K	L
5714	5830	5946	6062	6178	6294	6410	6526	6642	6758	6874	6990	7106

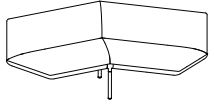
## Required to Specify

**Fabrics or Leather :** Ensure graded in material or COM/COL is approved for use on JP Lounge by contacting Davis

**Metal Finishes :** See [page 6](#) for all standard powder coats

Example: item number JP-2501 = JP-2501

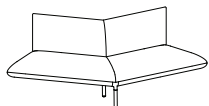
Item	Description	Dimensions	w	inches			Yardage / Square Feet	Shipping Weight
				d	h			
JP-2501	120° Inside Connector Unit	Outside	75 1/4	45 3/4	30	4 3/4 yds. / 85 1/2 sq. ft.	266 lbs.	



List Price  
Grades  
COM/COL

COM/COL	A	B	C	D	E	F	G	H	I	J	K	L
5714	5830	5946	6062	6178	6294	6410	6526	6642	6758	6874	6990	7106

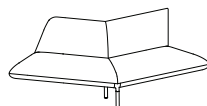
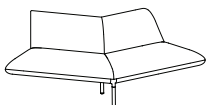
Item	Description	Dimensions	w	inches			Yardage / Square Feet	Shipping Weight
				d	h			
JP-2502	120° Outside Connector Unit	Outside	75 1/4	45 3/4	30	4 3/4 yds. / 85 1/2 sq. ft.	268 lbs.	



List Price  
Grades  
COM/COL

COM/COL	A	B	C	D	E	F	G	H	I	J	K	L
5729	5845	5961	6077	6193	6309	6425	6541	6657	6773	6889	7005	7121

Item	Description	Dimensions	w	inches			Yardage / Square Feet	Shipping Weight
				d	h			
JP-2503-L JP-2503-R	120° Outside Connector and End Unit	Outside	75 1/4	45 3/4	30	4 3/4 yds. / 85 1/2 sq. ft.	267 lbs.	



Left

Right

List Price  
Grades  
COM/COL

COM/COL	A	B	C	D	E	F	G	H	I	J	K	L
5729	5845	5961	6077	6193	6309	6425	6541	6657	6773	6889	7005	7121


## Required to Specify

**Fabrics or Leather :** Ensure graded in material or COM/COL is approved for use on JP Lounge by contacting Davis

**Metal Finishes :** See [page 6](#) for all standard powder coats

Example: item number JP-3001 = JP-3001

Item	Description	Dimensions	w	inches		Yardage / Square Feet	Shipping Weight
				d	h		
JP-3001 JP-3001-G	Single, Side or 120° Outside Screen	Outside	27 7/8	1 1/2	39 3/4	2 1/2 yds. / 45 sq. ft.	16 lbs.



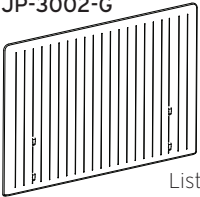
Used with single cushions, arm cushions as a side screen, or two for 120° Outside Freestanding Units

**NOTE:** JP-3001-G allows for two units to be ganged together back to back or side to side. Units cannot be reconfigured.

List Price  
Grades

COM/COL	A	B	C	D	E	F	G	H	I	J	K	L
1152	1225	1298	1371	1444	1517	1590	1663	1736	1809	1882	1955	2028

Item	Description	Dimensions	w	inches		Yardage / Square Feet	Shipping Weight
				d	h		
JP-3002 JP-3002-G	Two Seater Screen	Outside	56 1/4	1 1/2	39 3/4	4 yds. / 72 sq. ft.	33 lbs.

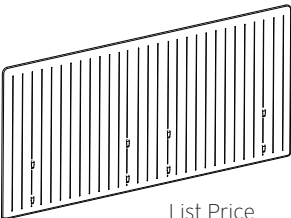


**NOTE:** JP-3002-G allows for two units to be ganged together back to back. Units cannot be reconfigured.

List Price  
Grades

COM/COL	A	B	C	D	E	F	G	H	I	J	K	L
1839	1984	2129	2274	2419	2564	2709	2854	2999	3144	3289	3434	3579

Item	Description	Dimensions	w	inches		Yardage / Square Feet	Shipping Weight
				d	h		
JP-3003 JP-3003-G	Three Seater Screen	Outside	84	1 1/2	39 3/4	5 1/2 yds. / 99 sq. ft.	49 lbs.



**NOTE:** JP-3003-G allows for two units to be ganged together back to back. Units cannot be reconfigured.

List Price  
Grades

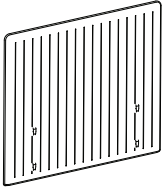
COM/COL	A	B	C	D	E	F	G	H	I	J	K	L
2296	2441	2586	2731	2876	3021	3166	3311	3456	3601	3746	3891	4036

## Required to Specify

**Fabrics or Leather :** Ensure graded in material or COM/COL is approved for use on JP Lounge by contacting Davis

Example: item number JP-3120 = JP-3123

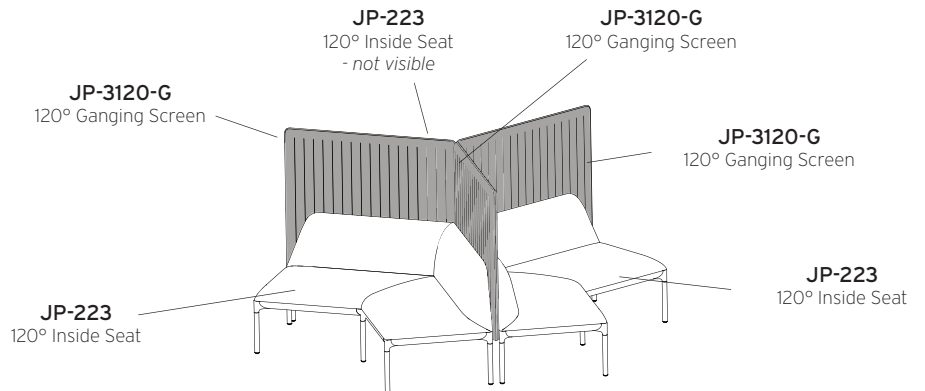
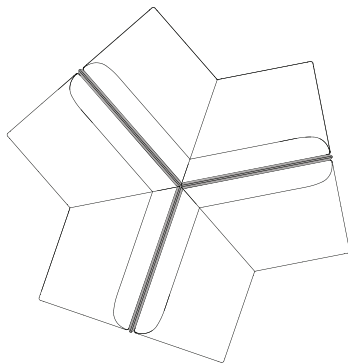
Item	Description	Dimensions	w	inches		Yardage / Square Feet	Shipping Weight
				d	h		
JP-3120 JP-3120-G	120° Inside Screen	Outside	45 <sup>3</sup> / <sub>4</sub>	1 <sup>1</sup> / <sub>2</sub>	39 <sup>3</sup> / <sub>4</sub>	2 <sup>3</sup> / <sub>4</sub> yds. / 49 <sup>1</sup> / <sub>2</sub> sq. ft.	26 lbs.



**NOTE: Two screens needed for 120° Inside Freestanding units**

List Price	Grades												
COM/COL	A	B	C	D	E	F	G	H	I	J	K	L	
1508	1595	1682	1769	1856	1943	2030	2117	2204	2291	2378	2465	2552	

**OVERHEAD VIEW**

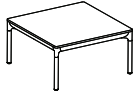


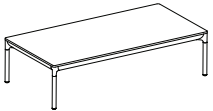
**Required to Specify**


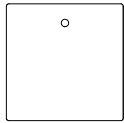
**Fabrics or Leather :** Ensure graded in material or COM/COL is approved for use on JP Lounge by contacting Davis

# JP Lounge Series

Example: item number **JP-4000** + top suffix **-WW** = **JP-4000-WW**

Item	Description	Dimensions	w	inches d	h	Shipping Weight
JP-4000	Square Table	Outside	27 5/8	27 5/8	14 1/2	72 lbs.
						
List Price	<b>-AA</b>	<b>-OA</b>	<b>-WW</b>	<b>-AY</b>	<b>-FX</b>	<b>-LAM</b>
Top	Ash	Oak	Walnut	Acrylic	Fenix	Laminate
Selection	(Veneer)	(Veneer)	(Veneer)			
	<b>2079</b>	<b>2079</b>	<b>2150</b>	<b>2361</b>	<b>2127</b>	<b>1989</b>

Item	Description	Dimensions	w	inches d	h	Shipping Weight
JP-4001	Rectangle Table	Outside	55 1/4	27 5/8	14 1/2	144 lbs.
						
List Price	<b>-AA</b>	<b>-OA</b>	<b>-WW</b>	<b>-AY</b>	<b>-FX</b>	<b>-LAM</b>
Top	Ash	Oak	Walnut	Acrylic	Fenix	Laminate
Selection	(Veneer)	(Veneer)	(Veneer)			
	<b>2813</b>	<b>2813</b>	<b>2943</b>	<b>3670</b>	<b>2883</b>	<b>2610</b>

Item	Description	Dimensions	w	inches d	h	Shipping Weight
JP-4002	Finished Surface	Outside	27 5/8	27 5/8	3/4	15 lbs.
 						
<b>NOTE:</b> If power is ordered in a Finished Surface it will be placed off-center to the back of the surface. If a different location is preferred please specify at the time of order.						
List Price	<b>-AA</b>	<b>-OA</b>	<b>-WW</b>	<b>-AY</b>	<b>-FX</b>	<b>-LAM</b>
Top	Ash	Oak	Walnut	Acrylic	Fenix	Laminate
Selection	(Veneer)	(Veneer)	(Veneer)			
	<b>929</b>	<b>929</b>	<b>996</b>	<b>1208</b>	<b>975</b>	<b>835</b>

## Required to Specify

**Metal Finishes :** See [page 6](#) for all standard powder coats

**Table Top Finishes :** See [pages 4 & 5](#) for table top or finished surface options.

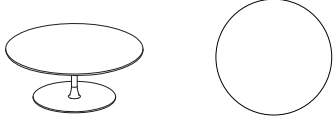
## Options (specify only if preferred)

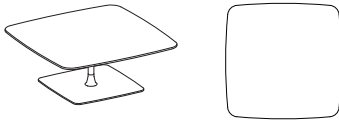
### Power Box Option:

JP-3825-B / JP-3825-W - Power Surface Unit - \$ 277 - One Power Unit - **Black (-B) and White (W) offered – only available in JP-4002.**

JP-3830-B / JP-3830-W - Power Surface Unit - \$ 339 - One Charging USB Unit - **Black (-B) and White (W) offered – only available in JP-4002.**

Example: item number **Q6-301** + top suffix **-OA** = **Q6-301-OA**

Item	Description	Dimensions	inches		Shipping Weight	
			dia	h		
<b>Q6-301</b>	36" Round Top Occasional Height	Outside	36	14	lbs.	
		<b>NOTE: Column diameter is 1 1/2"</b>				
List Price	<b>-AA</b>	<b>-OA</b>	<b>-WW</b>	<b>-AY</b>	<b>-FX</b>	<b>-LAM</b>
Top	Ash	Oak	Walnut	Acrylic	Fenix	Laminate
Selection	(Veneer)	(Veneer)	(Veneer)			
	<b>2434</b>	<b>2434</b>	<b>2556</b>	<b>4643</b>	<b>2597</b>	<b>2337</b>

Item	Description	Dimensions	inches			Shipping Weight	
			w	d	h		
<b>Q6-302</b>	36" x 36" Square Top Occasional Height	Outside	36	36	14	lbs.	
		<b>NOTE: Column diameter is 1 1/2"</b>					
List Price	<b>-AA</b>	<b>-OA</b>	<b>-WW</b>	<b>-AY</b>	<b>-FX</b>	<b>-LAM</b>	
Top	Ash	Oak	Walnut	Acrylic	Fenix	Laminate	
Selection	(Veneer)	(Veneer)	(Veneer)				
	<b>2485</b>	<b>2485</b>	<b>2603</b>	<b>4693</b>	<b>2647</b>	<b>2386</b>	

## Required to Specify

**Metal Finishes :** See [page 6](#) for all standard powder coats

**Top Finishes :** See [pages 4 & 5](#) for top options.

## Options (specify only if preferred)

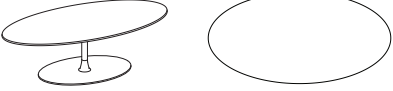
### Power Box Options:

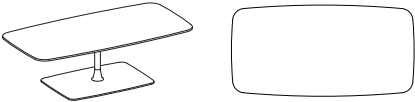
**Q6-10PP-B / Q6-10-PP-W - Power Surface Unit – \$ 809** - Two Power unit placed in the middle of the table. **Black (-B) and White (-W) offered**

**Q6-15PD-B / Q6-15PD-W - Power Surface Unit – \$ 809** - One Power and One Open Data unit placed in the middle of the table. **Black (-B) and White (-W) offered**

**Q6-25PUSBAC-B / Q6-25PUSBAC-W - Power Surface Unit – \$1112** - One Power unit, One USB-A, and One USB-C Charger placed in the middle of the table. **Black (-B) and White (-W) offered**

Example: item number **Q6-303** + top suffix **-OA** = **Q6-303-OA**

Item	Description	Dimensions	inches			Shipping Weight
			w	d	h	
<b>Q6-303</b>	48" x 24" Oval Top Occasional Height	Outside	48	24	14	lbs.
		<b>NOTE: Column diameter is 1 1/2"</b>				
List Price	<b>-AA</b>	<b>-OA</b>	<b>-WW</b>	<b>-AY</b>	<b>-FX</b>	<b>-LAM</b>
Top	Ash	Oak	Walnut	Acrylic	Fenix	Laminate
Selection	(Veneer)	(Veneer)	(Veneer)			
	<b>2445</b>	<b>2445</b>	<b>2556</b>	<b>4676</b>	<b>2590</b>	<b>2355</b>

Item	Description	Dimensions	inches			Shipping Weight
			w	d	h	
<b>Q6-304</b>	48" x 24" Rounded Rect. Top Occasional Height	Outside	48	24	14	lbs.
		<b>NOTE: Column diameter is 1 1/2"</b>				
List Price	<b>-AA</b>	<b>-OA</b>	<b>-WW</b>	<b>-AY</b>	<b>-FX</b>	<b>-LAM</b>
Top	Ash	Oak	Walnut	Acrylic	Fenix	Laminate
Selection	(Veneer)	(Veneer)	(Veneer)			
	<b>2459</b>	<b>2459</b>	<b>2572</b>	<b>4691</b>	<b>2605</b>	<b>2374</b>

## Required to Specify

**Metal Finishes** : See [page 6](#) for all standard powder coats

**Top Finishes** : See [pages 4 & 5](#) for top options.

## Options (specify only if preferred)

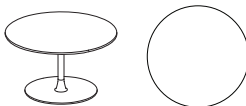
### Power Box Options:


**Q6-10PP-B / Q6-10-PP-W - Power Surface Unit – \$ 809** - Two Power unit placed in the middle of the table. **Black (-B) and White (-W) offered**


**Q6-15PD-B / Q6-15PD-W - Power Surface Unit – \$ 809** - One Power and One Open Data unit placed in the middle of the table. **Black (-B) and White (-W) offered**

**Q6-25PUSBAC-B / Q6-25PUSBAC-W - Power Surface Unit – \$ 1112** - One Power unit, One USB-A, and One USB-C Charger placed in the middle of the table. **Black (-B) and White (-W) offered**

Example: item number **Q6-305** + top suffix **-OA** = **Q6-305-OA**

Item	Description	Dimensions	inches dia	h	Shipping Weight	
<b>Q6-305</b>	28" Round Top	Outside	28	16	lbs.	
		<b>NOTE: Column diameter is 1 1/2"</b>				
List Price	<b>-AA</b>	<b>-OA</b>	<b>-WW</b>	<b>-AY</b>	<b>-FX</b>	<b>-LAM</b>
Top	Ash	Oak	Walnut	Acrylic	Fenix	Laminate
Selection	(Veneer)	(Veneer)	(Veneer)			
	<b>2183</b>	<b>2183</b>	<b>2262</b>	<b>3462</b>	<b>2286</b>	<b>2126</b>

Item	Description	Dimensions	inches d	h	Shipping Weight	
<b>Q6-306</b>	20" Round Top	Outside	20	18	lbs.	
		<b>NOTE: Column diameter is 1 1/2"</b>				
List Price	<b>-AA</b>	<b>-OA</b>	<b>-WW</b>	<b>-AY</b>	<b>-FX</b>	<b>-LAM</b>
Top	Ash	Oak	Walnut	Acrylic	Fenix	Laminate
Selection	(Veneer)	(Veneer)	(Veneer)			
	<b>1710</b>	<b>1710</b>	<b>1756</b>	<b>2545</b>	<b>1764</b>	<b>1681</b>

Item	Description	Dimensions	inches dia	h	Shipping Weight	
<b>Q6-307</b>	16" Round Top	Outside	16	20	35 lbs.	
		<b>NOTE: Column diameter is 1 1/2"</b>				
List Price	<b>-AA</b>	<b>-OA</b>	<b>-WW</b>	<b>-AY</b>	<b>-FX</b>	<b>-LAM</b>
Top	Ash	Oak	Walnut	Acrylic	Fenix	Laminate
Selection	(Veneer)	(Veneer)	(Veneer)			
	<b>1280</b>	<b>1280</b>	<b>1296</b>	<b>1462</b>	<b>1324</b>	<b>1279</b>


## Required to Specify


**Metal Finishes :** See **page 6** for all standard powder coats

**Top Finishes :** See **pages 4 & 5** for top options.

# Q6 Lounge Series

Example: item number **Q6-308** + wood suffix **-OA** = **Q6-308-OA**

Item	Description	Dimensions	inches dia	h	Shipping Weight	
<b>Q6-308</b>	36" Round Top	Outside	36	26	lbs.	
		<b>NOTE: Column diameter is 3"</b>				
List Price	<b>-AA</b>	<b>-OA</b>	<b>-WW</b>	<b>-AY</b>	<b>-FX</b>	<b>-LAM</b>
Top	Ash	Oak	Walnut	Acrylic	Fenix	Laminate
Selection	(Veneer)	(Veneer)	(Veneer)			
	<b>2284</b>	<b>2284</b>	<b>2314</b>	<b>4360</b>	<b>2380</b>	<b>2261</b>


Item	Description	Dimensions	inches d	h	Shipping Weight	
<b>Q6-309</b>	48" Round Top	Outside	48	26	lbs.	
		<b>NOTE: Column diameter is 3"</b>				
List Price	<b>-AA</b>	<b>-OA</b>	<b>-WW</b>	<b>-AY</b>	<b>-FX</b>	<b>-LAM</b>
Top	Ash	Oak	Walnut	Acrylic	Fenix	Laminate
Selection	(Veneer)	(Veneer)	(Veneer)			
	<b>2861</b>	<b>2861</b>	<b>2909</b>	<b>4632</b>	<b>2969</b>	<b>2789</b>


## Required to Specify

**Metal Finishes** : See [page 6](#) for all standard powder coats

**Top Finishes** : See [pages 4 & 5](#) for top options.

Example: item number **Q6-400** + top suffix **-OA** = **Q6-400-OA**

Item	Description	Dimensions	inches dia	h	Shipping Weight	
<b>Q6-400</b>	21" Round Top Individual Height	Outside	21	26	35 lbs.	
 <p><b>NOTE: Column diameter is 1 1/2"</b></p>						
List Price Top Selection	<b>-AA</b> Ash (Veneer)	<b>-OA</b> Oak (Veneer)	<b>-WW</b> Walnut (Veneer)	<b>-AY</b> Acrylic	<b>-FX</b> Fenix	<b>-LAM</b> Laminate
	<b>1761</b>	<b>1761</b>	<b>1772</b>	<b>1947</b>	<b>1794</b>	<b>1767</b>

Item	Description	Dimensions	inches dia	h	Shipping Weight	
<b>Q6-401</b>	14.25" Round Top Individual Height	Outside	14 1/4	24	lbs.	
 <p><b>NOTE: Column diameter is 1 3/16"</b></p>						
List Price Top Selection	<b>-AA</b> Ash (Veneer)	<b>-OA</b> Oak (Veneer)	<b>-WW</b> Walnut (Veneer)	<b>-AY</b> Acrylic	<b>-FX</b> Fenix	<b>-LAM</b> Laminate
	<b>1295</b>	<b>1295</b>	<b>1312</b>	<b>1478</b>	<b>1340</b>	<b>1294</b>

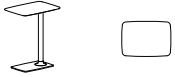
## Required to Specify

**Metal Finishes :** See **page 6** for all standard powder coats

**Top Finishes :** See **pages 4 & 5** for top options.

Example: item number **Q6-405** + top suffix **-OA** = **Q6-405-OA**

Item	Description	Dimensions	inches			Shipping Weight
			w	d	h	
Q6-405	21" x 15" Top Individual Height	Outside	21	15	26	lbs.



NOTE: Column diameter is 1 1/2"

List Price Top Selection	-AA Ash (Veneer)	-OA Oak (Veneer)	-WW Walnut (Veneer)	-AY Acrylic	-FX Fenix	-LAM Laminate
	1701	1701	1708	1816	1733	1708

## Required to Specify

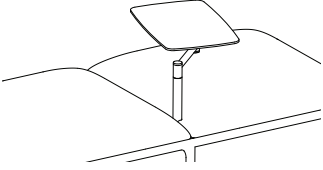
**Metal Finishes :** See **page 6** for all standard powder coats

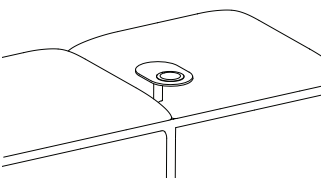
**Top Finishes :** See **pages 4 & 5** for top options.

TABLETS

# JP Lounge Series

Example: item number **JP-4004** + top suffix **-OA** = **JP-4004-OA**

Item	Description	Dimensions	inches			Shipping Weight
			w	d	h	
<b>JP-4004</b>	Pivoting & Articulating Tablet	Outside	17	11	3/4	10 lbs.
						
List Price	<b>-AA</b>	<b>-OA</b>	<b>-WW</b>	<b>-AY</b>	<b>-FX</b>	<b>-LAM</b>
Top Selection	Ash (Veneer)	Oak (Veneer)	Walnut (Veneer)	Acrylic	Fenix	Laminate
	<b>937</b>	<b>937</b>	<b>960</b>	<b>960</b>	<b>949</b>	<b>914</b>

Item	Description	Dimensions	inches			Shipping Weight
			w	d	h	
<b>JP-4005</b>	Wireless Charging Tablet	Outside	9	6	3/4	8 lbs.
						
<i>NOTE: Charging platform comes standard in black only.</i>						
List Price	<b>-AA</b>	<b>-OA</b>	<b>-WW</b>	<b>-AY</b>	<b>-FX</b>	<b>-LAM</b>
Top Selection	Ash (Veneer)	Oak (Veneer)	Walnut (Veneer)	Acrylic	Fenix	Laminate
	<b>1288</b>	<b>1288</b>	<b>1296</b>	<b>1308</b>	<b>1296</b>	<b>1287</b>

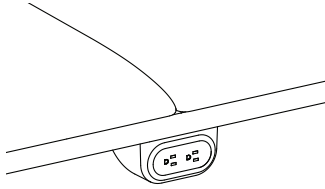
## Required to Specify

Top Finishes : See pages 4 & 5 for top options.

# JP Lounge Series

Example: item number JP-4006-B = JP-4006-B

Item	Description	Dimensions	inches			Shipping Weight
			w	d	h	
JP-4006-B JP-4006-W	Two Power	Outside	5 1/4	5	3	2 lbs.



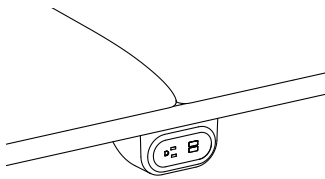
**NOTE:** JP-4006-B - front and case of unit is black / JP-4006-W - front and case of unit is white

*End power cord with plug included is 108" in length*

List Price

806

Item	Description	Dimensions	inches			Shipping Weight
			w	d	h	
JP-4007-B JP-4007-W	One Power/ USB-A+C Charging	Outside	5 1/4	5	3	2 lbs.



**NOTE:** JP-4007-B - front and case of unit is black / JP-4007-W - front and case of unit is white

*End power cord with plug included is 108" in length*

List Price

976

Item	Description	Dimensions	inches
			dia
JP-3825-B JP-3825-W	Round Electric One Power	Outside	2



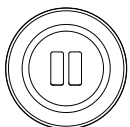
*End power cord with plug included is 72" in length*

*Only available on JP-4002*

List Price

277

Item	Description	Dimensions	inches
			dia
JP-3830-B JP-3830-W	Round Electric One Charging USB	Outside	2



*End power cord with plug included is 72" in length*

*Only available on JP-4002*

List Price

339