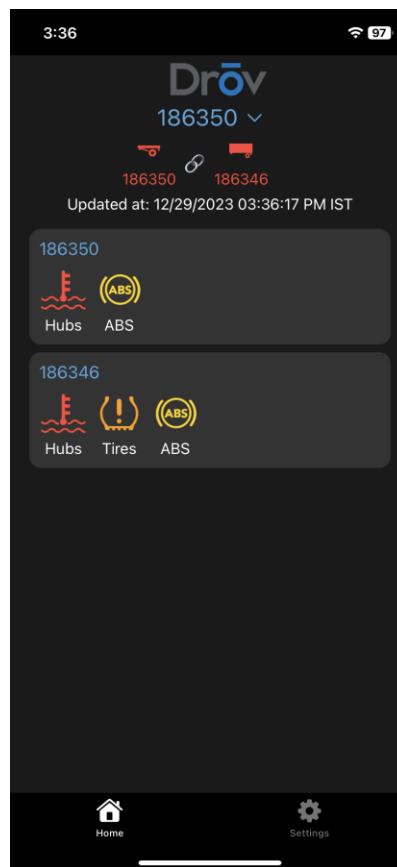


DRŌV ALERT MOBILE APP

Real-time fleet safety alerts, delivered straight to your phone.

Available on iOS and Android



DrōvAlert — live asset alerts sorted by severity

Instant asset alerts for drivers, fleet managers, and admins. | drovtechnologies.com



INSTANT ASSET ALERTS, WHEREVER YOU ARE

DrövAlert delivers instantaneous Warning, Critical, and Emergency alerts from your assets directly to your iOS device — helping drivers and fleet teams act before a small issue becomes a roadside failure. The app supports three role-based experiences: Tenant Drivers receive alerts from their assigned and paired assets, Basic Users receive alerts from assets in their assigned regions, and Tenant Admins see alerts from every asset across the fleet. Live pop-ups, progressive audible tones, and background push notifications keep the right people informed the moment an event occurs.

iOS 15+ Android 13+	3 Levels Warning – Emergency	Real-Time Push & audible alerts	Fleet-Wide Role-based access
--------------------------------------	--	---	--

KEY FEATURES

- Live Warning, Critical, and Emergency alerts from your assets
- Push notifications when the app runs in the background
- Progressive, severity-based audible alert tones
- At-a-glance icons for six monitored systems
- Event detail screens with alerts sorted by severity
- Portrait and landscape display support
- Adjustable font size for in-cab readability
- “Remember Me” sign-in for quick access
- Alert acknowledgement logging for compliance
- In-app log sharing with Dröv web portal

WHO IT'S FOR

- Tenant Drivers — alerts from assigned and paired assets
- Basic Users — alerts from assets in assigned regions
- Tenant Admins — alerts from all assets across the fleet
- Maintenance and safety teams monitoring asset health
- Compliance teams using alert acknowledgement reports
- Single- and multi-asset trailer operations

HOW IT WORKS

When an asset generates an event, the Dröv platform pushes it to DrövAlert in real time. The app raises an on-screen pop-up and plays a progressive alert tone matched to the event's severity. If the app is running in the background, a push notification with an audible tone is delivered to the device lock screen. Drivers acknowledge the alert to silence it, and each acknowledgement is logged to the Dröv cloud so admins can produce compliance reports from the web portal.

APP SPECIFICATIONS

Alert Severity & Response

Severity	Color	Audible Tone Duration
Warning	Yellow	2 minutes or until acknowledged
Critical	Orange	5 minutes or until acknowledged
Emergency	Red	Plays until the user acknowledges

Monitored Systems & Alert Icons

System	Indicates
Hubs	Temperature alert on the wheel-end(s)
Brakes	Issue with the asset's braking system
Tires	Pressure or temperature alert on the tires
Lights	Issue with the asset's lighting circuits
Bearings	Unusual vibration or possible bearing failure
ABS	Issue with the Anti-Lock Braking system

Feature Access by User Role


Capability	Tenant Driver	Basic User	Tenant Admin
Receives alerts for	Selected & paired assets	Assets in assigned region(s)	All assets in fleet
Audible & push alert controls	Available	Available	Available
Acknowledge alerts	Yes	Yes	Yes
Download acknowledgement report	—	—	Yes (web portal)

Platform & Requirements

Parameter	Value
Platform	iOS, Android
Minimum OS	iOS 15.0 or above, Android 13+
Distribution	Apple App Store and Play store
Display Orientation	Portrait & landscape
Connectivity	Active internet connection required

ALERTS AT A GLANCE

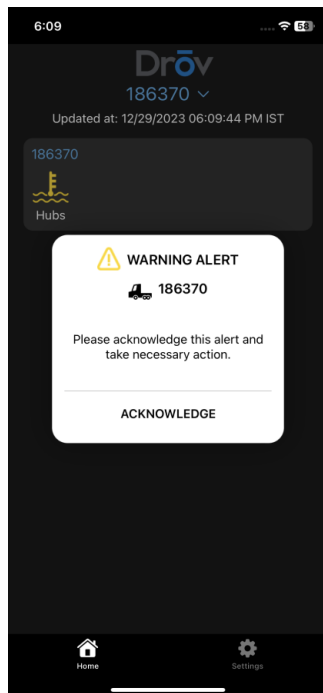
The home screen lists every active alert on the assets you can view, grouped by asset and sorted by severity. Color-coded system icons — Hubs, Brakes, Tires, Lights, Bearings, and ABS — make it easy to see what needs attention. Tap any asset to open a detailed event list and take the right action quickly.




Six monitored systems, each with a clear status icon

NEVER MISS A CRITICAL EVENT

Whether the app is open or in the background, DrövAlert makes sure alerts get noticed. Active alerts raise an on-screen pop-up with a progressive audible tone; when the app is backgrounded, the same alert arrives as a lock-screen push notification. Acknowledging an alert silences the tone and logs the response for compliance.



In-app alert pop-up with acknowledgement



Lock-screen push notification



GETTING STARTED

User accounts are created and assigned in the Drōv web portal under Manage Fleet → Users. Once an account is set up, getting started in the app takes only a few steps:

1. Download DrōvAlert from the Apple App Store or Android Play Store (or update it if already installed).
2. Launch the app and tap “Allow” when prompted to enable push notifications.
3. Sign in with your Drōv web portal credentials — optionally enable “Remember Me.”
4. Confirm your device has an active internet connection, then tap Login.
5. Active alerts appear automatically; use the dropdown to switch between assets or regions.

SETTINGS & COMPLIANCE

From the Settings page, users can view their account details and app version, adjust font size, and (for Basic Users and Tenant Admins) toggle audible alerts and push notifications. For compliance, every driver acknowledgement is recorded to the Drōv cloud; Tenant Admins can download the Alert Acknowledgement Report from the web portal under Reports → DrōvAlert events as a CSV, including alerts that were not acknowledged.

SUPPORT

Need help? From Settings, tap the ⓘ icon beside the App Version and tap the version three times to share app logs with the Drōv team for troubleshooting. This feature is available to all user roles.

For technical support, contact support@drovtechnologies.com.

For sales, contact sales@drovtechnologies.com

Drōv Technologies | dovtechnologies.com | Oklahoma City, OK

Specifications subject to change without notice. © 2026 Drōv Technologies. All rights reserved.